

# **CITY OF BRYAN FIRE DEPARTMENT**



**2015 ANNUAL REPORT**





## INTRODUCTION

In the following pages, you will find the annual report for the City of Bryan Fire Department for 2015. The information presented within this report represents a highlight of the activities performed by the Fire Department this past year.

The Fire Department is responsible for providing rescue, fire suppression, emergency medical care, special operations and related services to the public. We do this through our mission statement:

The City of Bryan Fire Department is dedicated to providing the highest level of emergency services to the residents and visitors of our community. The Department protects lives and properties through fire suppression, fire prevention, public education, response to natural and man-made disasters and the rescue of trapped, lost or injured persons. The City of Bryan Fire Department is dedicated to assisting, to the best of our ability, other governmental agencies in the completion of their mission.

### Our Vision

The City of Bryan Fire Department seeks to be a respected and productive organization in the City and surrounding communities, by providing the most professionally trained and experienced personnel with the necessary apparatus and equipment to complete our mission in an efficient and effective manner.

### Core Values

The core values of the City of Bryan Fire Department are *dedication, integrity, professionalism, respect, and service.*

**Dedication:** Dedication is what compels us to serve. It is what drives us to meet every situation faced with, head-on and to be successful.

**Integrity:** Our customers trust us. We are called when people are in desperate situations. They rely on our prompt response to their need. Our members strictly adhere to the highest moral and ethical standards of conduct both on and off the job.

**Professionalism:** The members of the City of Bryan Fire Department will always reflect our core values. Our appearance, attitude, skill, abilities, caring and compassion will inspire those around us and will instill confidence and trust to those we serve.

**Respect:** We treat everyone with respect. In order to respect others we must first respect ourselves, or fellow firefighters and our department. We take a great deal of pride, pleasure, and satisfaction for the work that we do for the City of Bryan.

**Service:** Service to the public is a noble and responsible calling. Our members consider it a privilege to serve the citizens and visitors of the City of Bryan and outlying communities.

I want to thank Mayor Johnson, City Council, all the members of the Fire Department, and the Citizens of our great City for their continued efforts and support to make our Fire Department the best in Northwest Ohio.

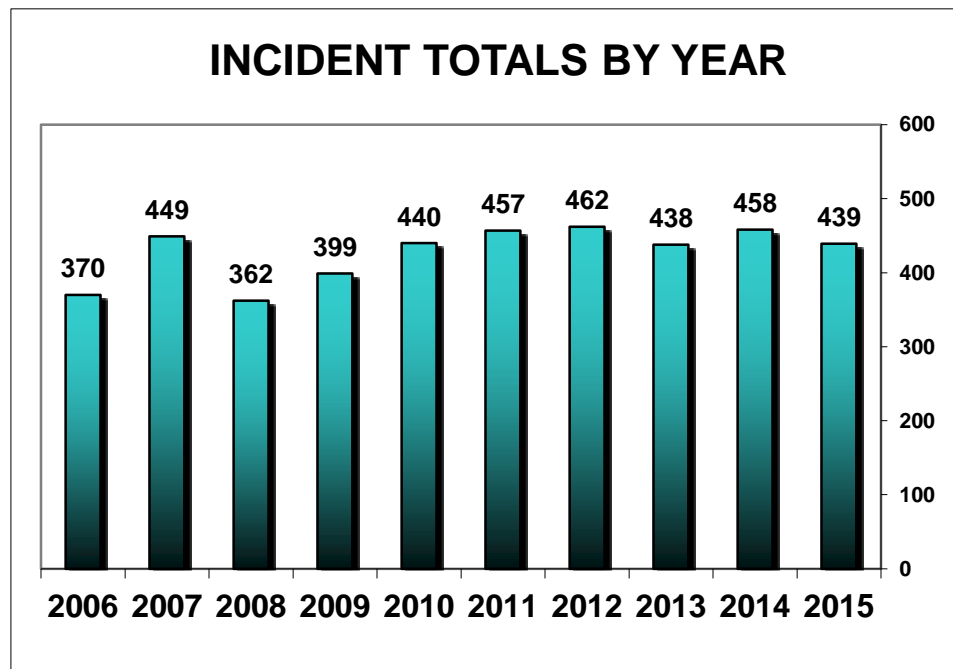
Bruce R. Siders, Fire Chief



## **EMERGENCY ACTIVITY**

We provide our services 24 hours a day 365 days a year by our combination Fire Department. The Department currently employs a Career staff of Fire Chief, Assistant Fire Chief, Captain, and four Firefighters. The Department currently has 17 Paid-on-Call Firefighters and our Volunteer Chaplain for 25 members. This combination response is accomplished by staffing our station presently with the Career staff during the hours of 0700 – 1600 Monday through Friday, except City holidays. Response from the Paid-on-Call staff is on an as needed basis during these hours. During nights, weekends, and holidays the Fire Department utilizes a response from the Paid-on-Call staff, and overtime from the Career staff.

In 2015, The City of Bryan Fire Department responded to 439 calls for service, a 4% decrease from 2014.



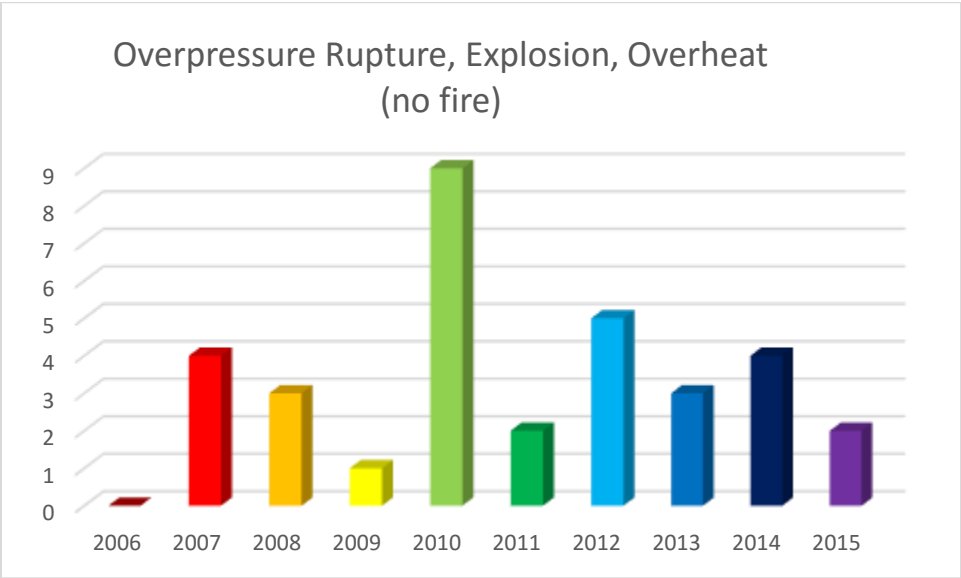
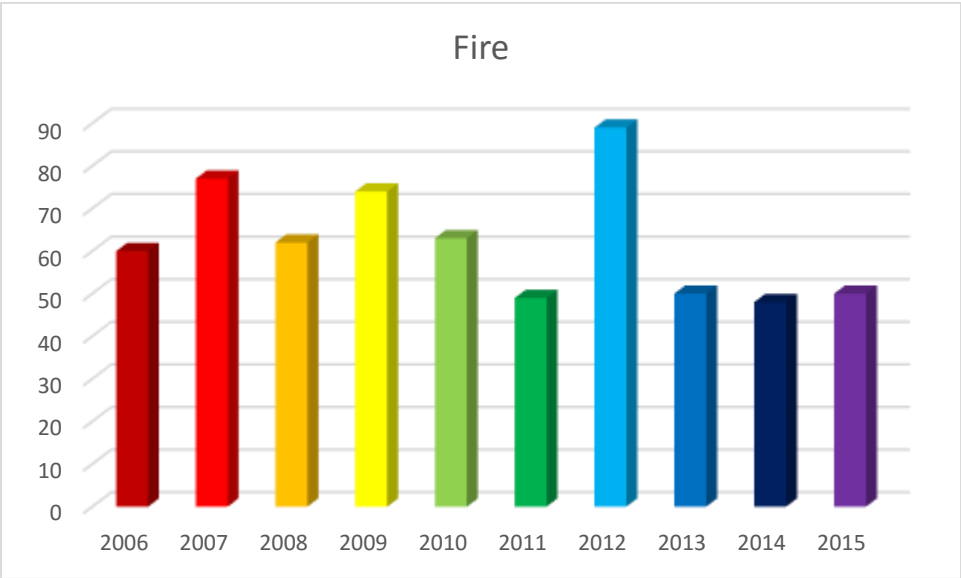
Of the 439 requests for service in 2015, 50 of these calls were classified as fires, which represents just over 11% of the total activity for the Fire Department. The following chart shows the types of calls responded to by the Fire Department and the percent of activity for each call type.

<b><u>Type of Incident</u></b>	<b><u>Total for Year</u></b>	<b><u>Percentage of Activity</u></b>
Fire	50	11.39%
Overpressure Rupture, Explosion, Overheat (no fire)	2	0.46%
EMS Assist	69	15.72%
First Responder	40	9.11%
Vehicle Accidents	49	11.16%
Jaws of Life	3	0.68%
Other Rescues	16	3.64%
Hazardous Condition (No Fire)	40	9.11%
Service Call	35	7.97%
Good Intent Call	71	16.17%
False Alarm & False Call	58	13.21%
Severe Weather & Natural Disaster	3	0.68%
Special Incident	3	0.68%
	<b>439</b>	<b>100.00%</b>



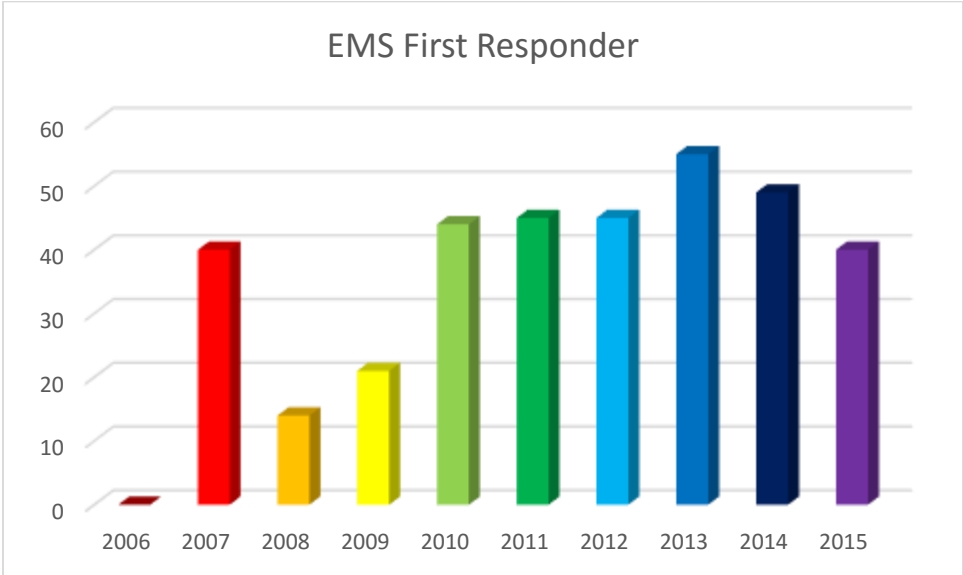
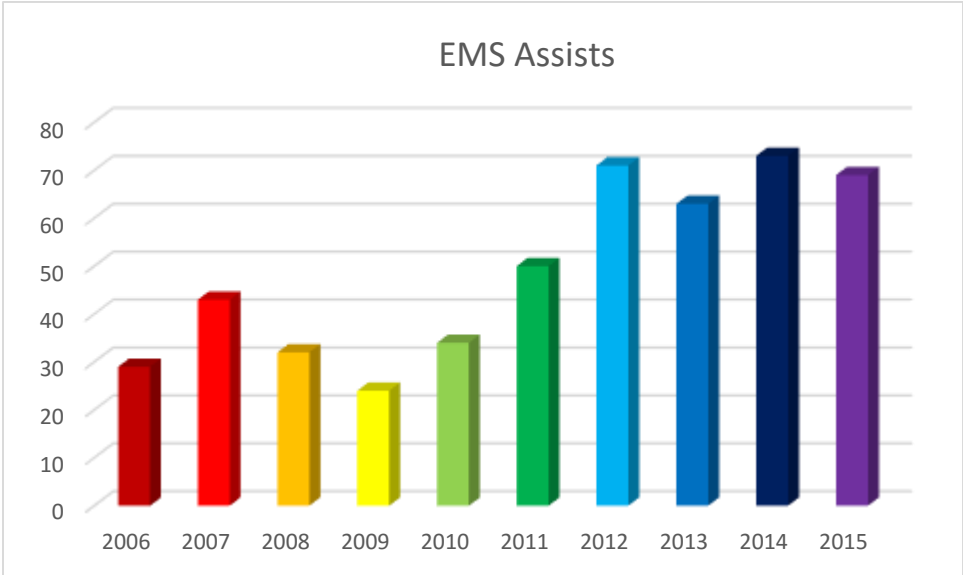
**EMERGENCY ACTIVITY**

The following charts represent a 10-year comparison of calls by type. Through trending and analyzing our types of calls, the Fire Department is able to see the needs of the community, adjust our operation to meet those needs and successfully meet our mission.



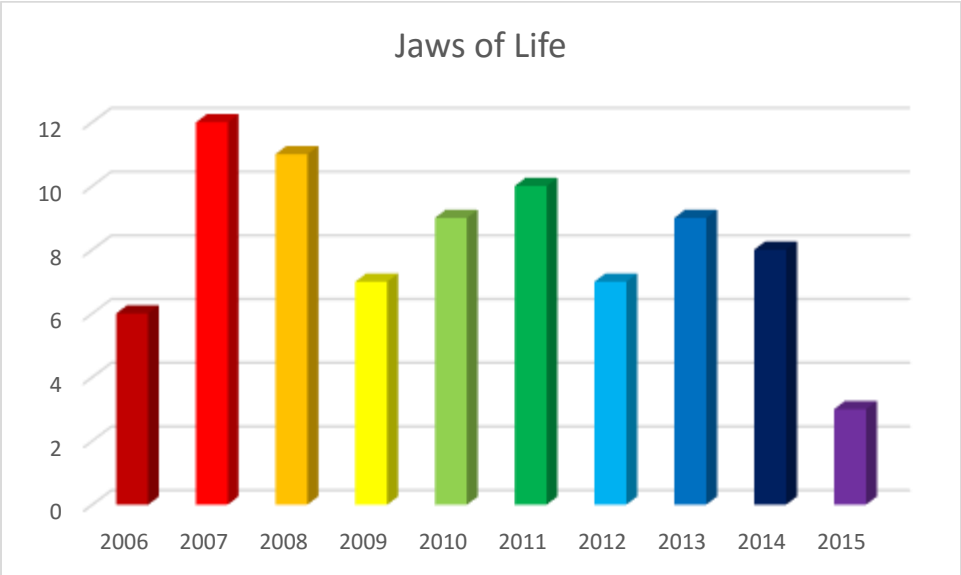
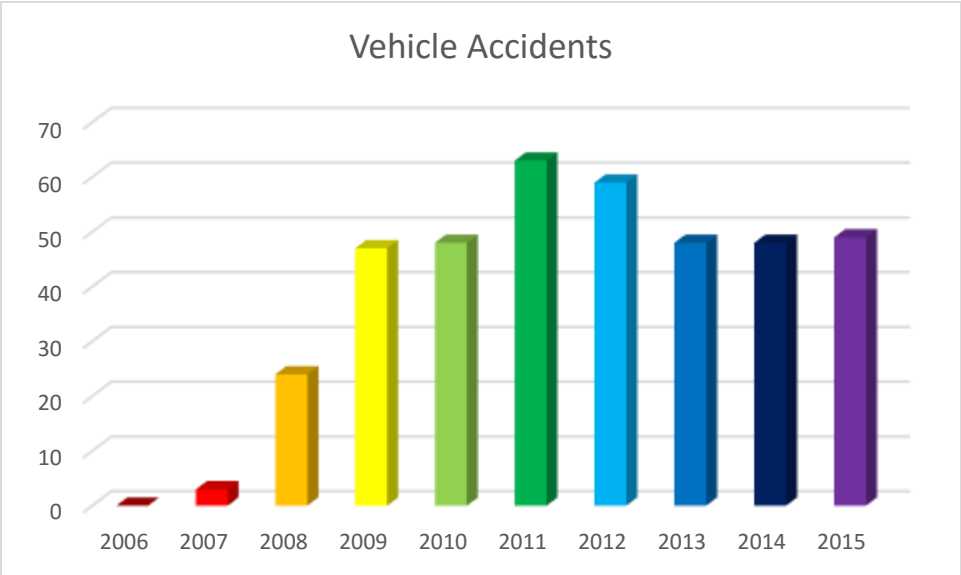


**EMERGENCY ACTIVITY**



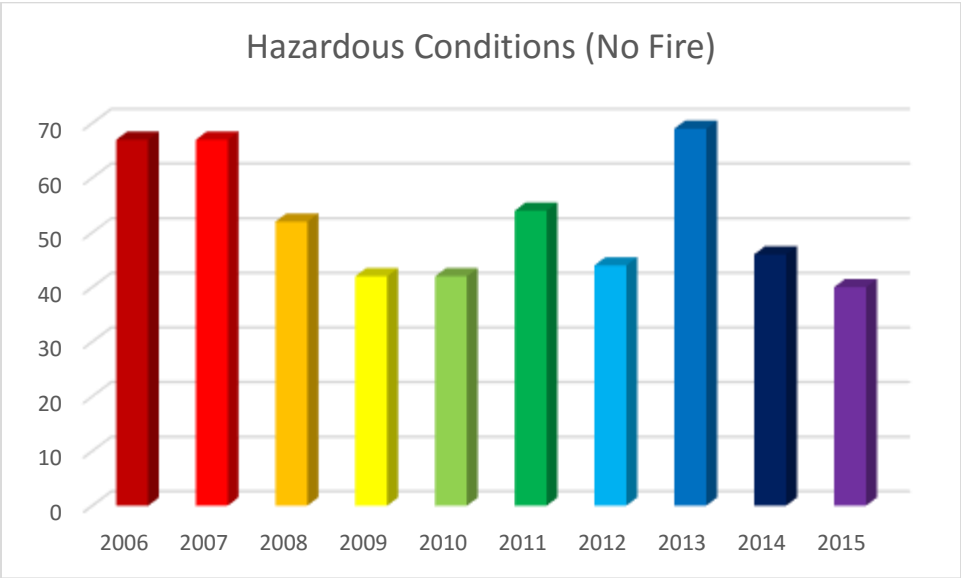
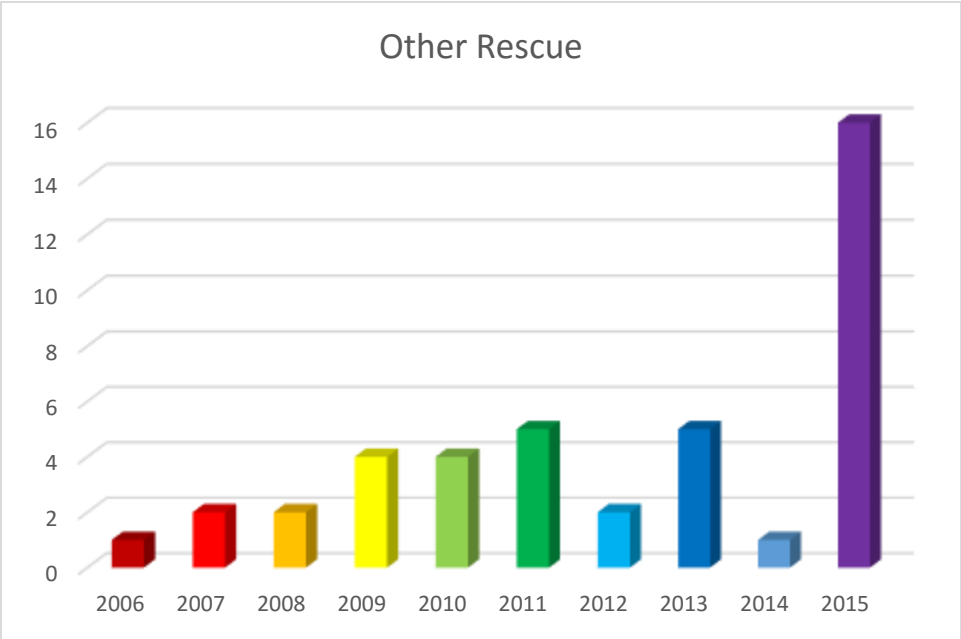


**EMERGENCY ACTIVITY**





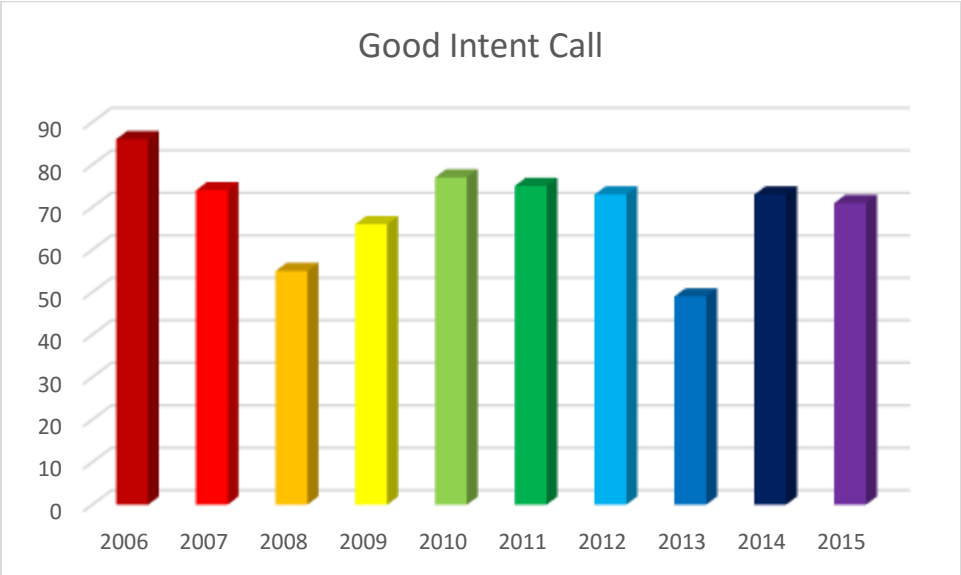
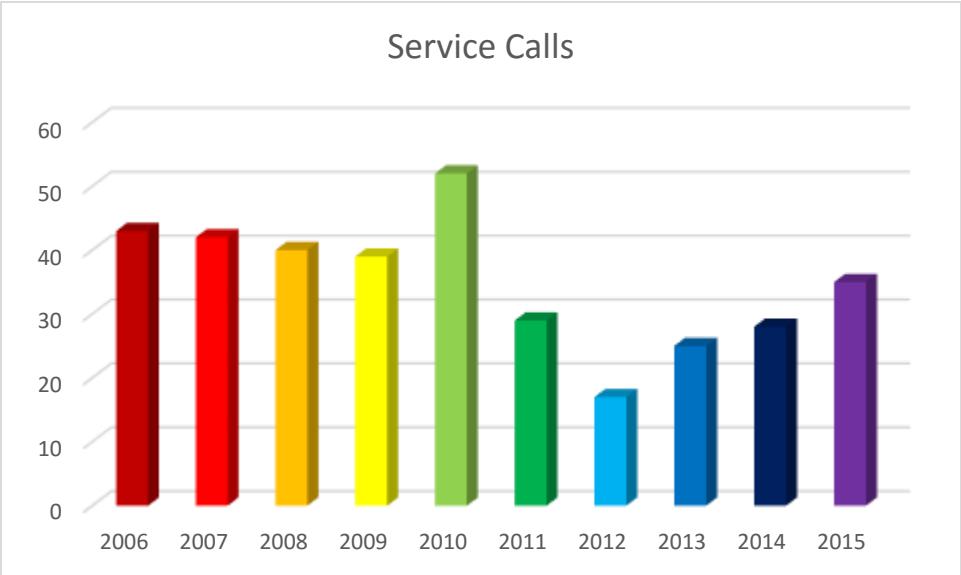
**EMERGENCY ACTIVITY**





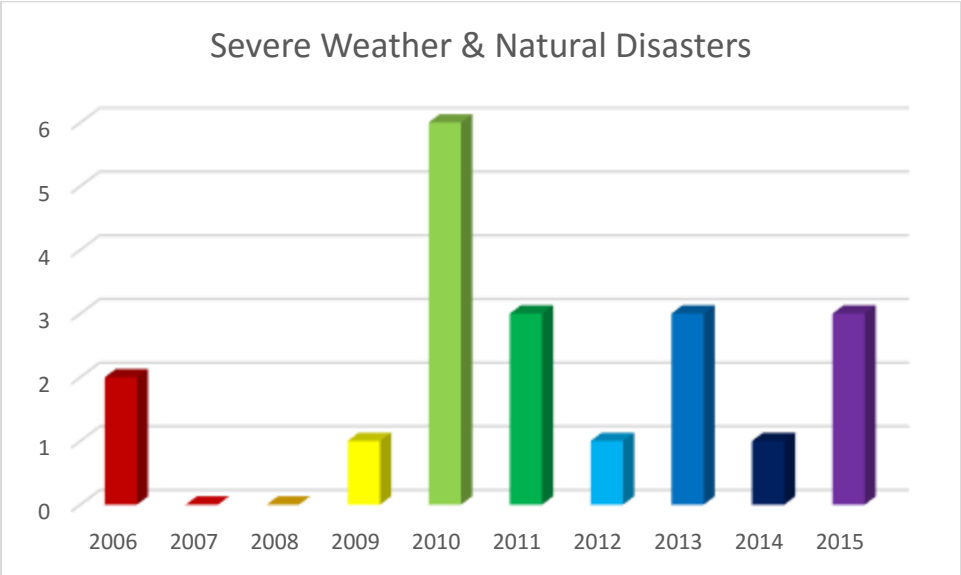
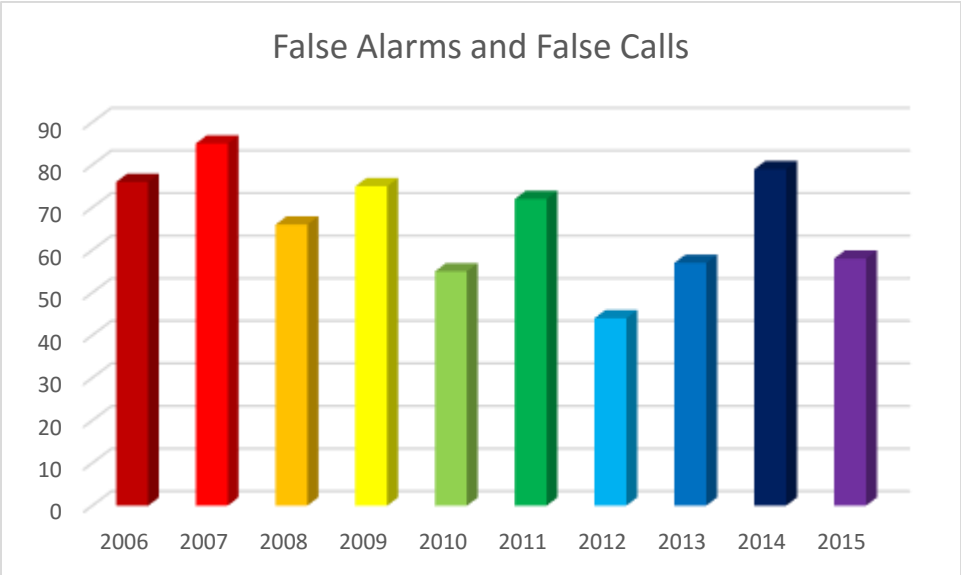


**EMERGENCY ACTIVITY**



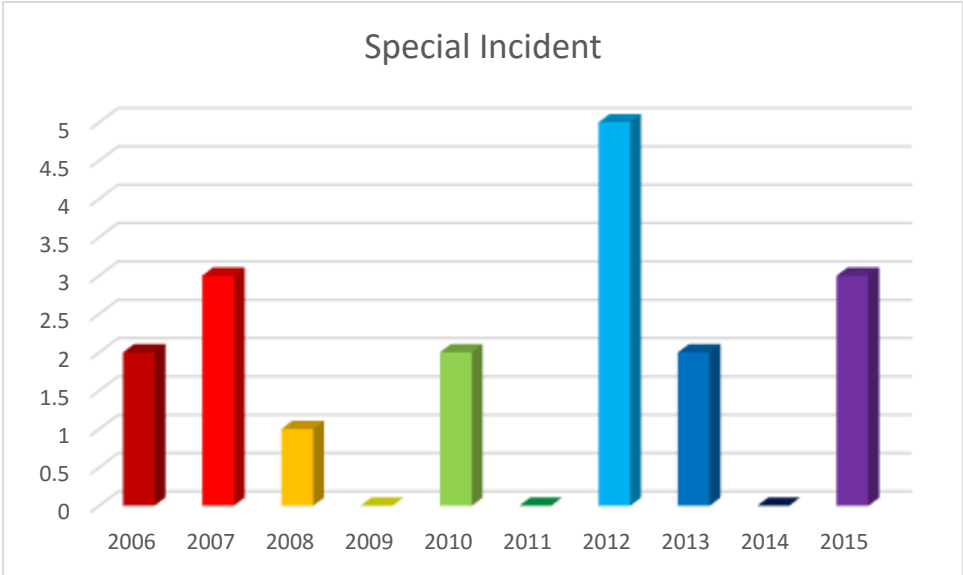


**EMERGENCY ACTIVITY**

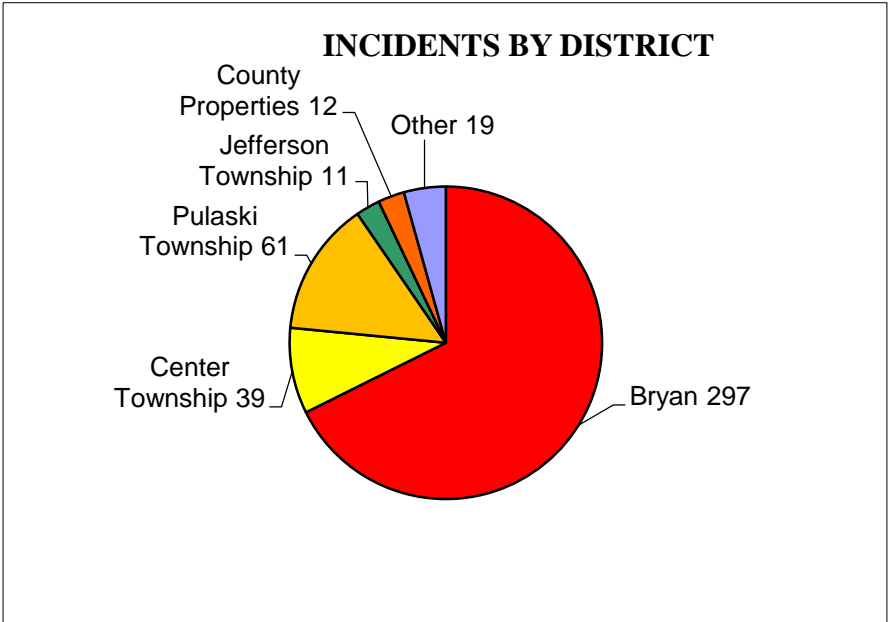




**EMERGENCY ACTIVITY**



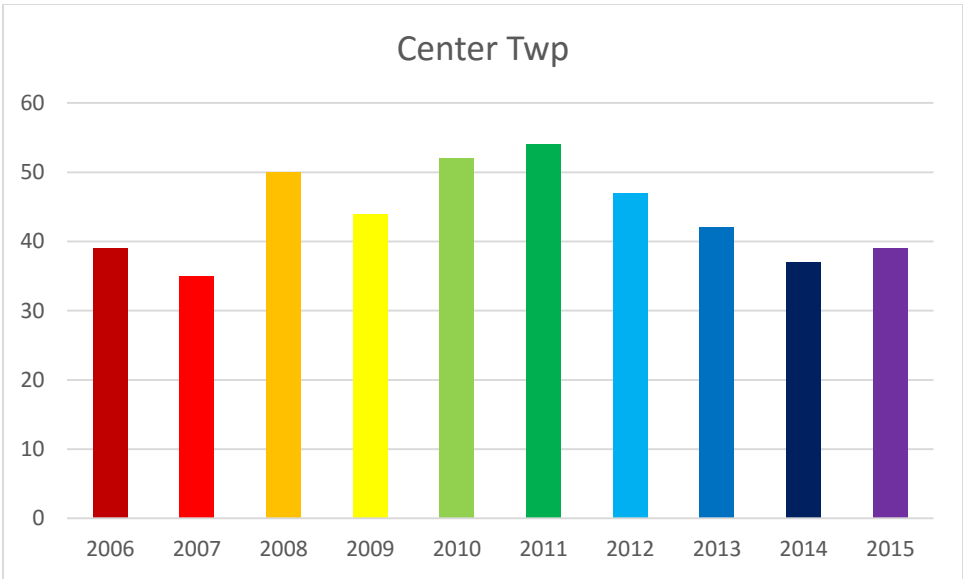
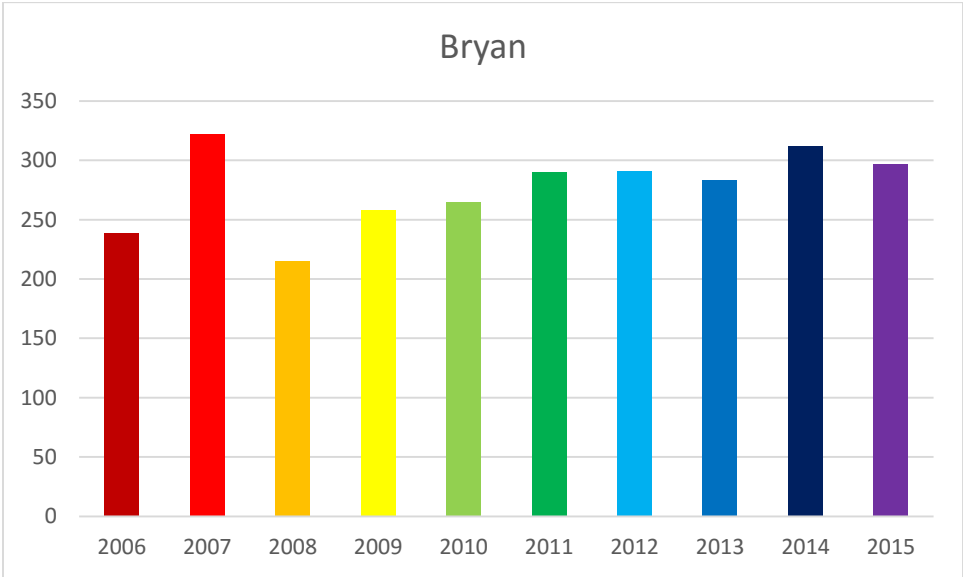
The Fire Department not only has responsibilities within the City of Bryan, but also in the adjoining Townships that surround the City through fire protection contracts. In 2015, 68 percent of our call volume came from inside the City, which is equal to the percentage from 2014. Center Township is up one percent from a year ago to 9 percent. Jefferson Township also saw an increase from last year of one percent to 3 percent, while Pulaski Township saw a two percent increase to 14 percent. The County Home and surrounding County properties also saw a modest 1 percent increase in calls for service. The remaining 4 percent was to our neighboring communities through Automatic Aid and Mutual aid, which is down 4 percent from 2014.





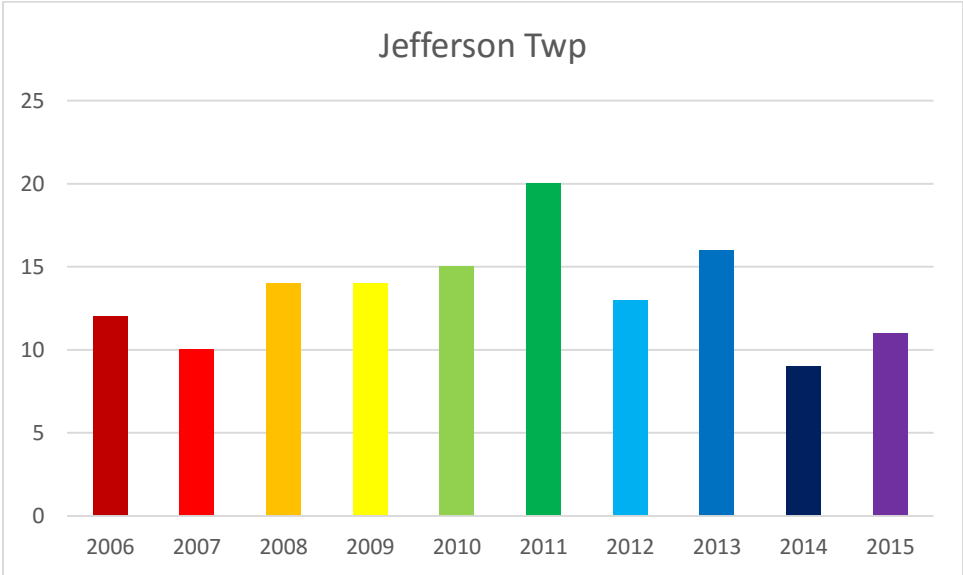
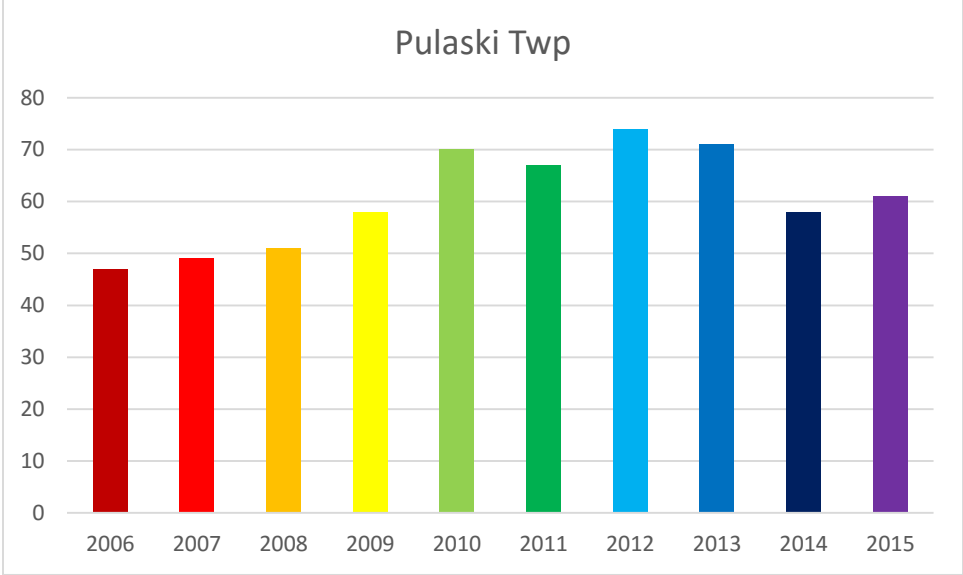
**EMERGENCY ACTIVITY**

The following charts represent a 10-year comparison of calls by District. These charts help further explain where our calls for service are at and what the trend is. Additionally, these charts assist the Fire Department in determining the fire protection contracts with the County and Townships.



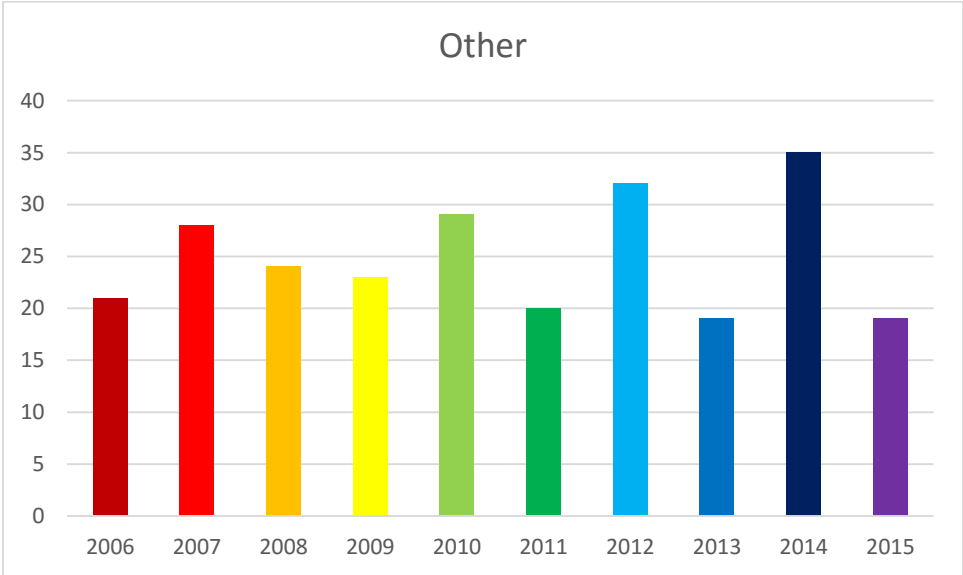
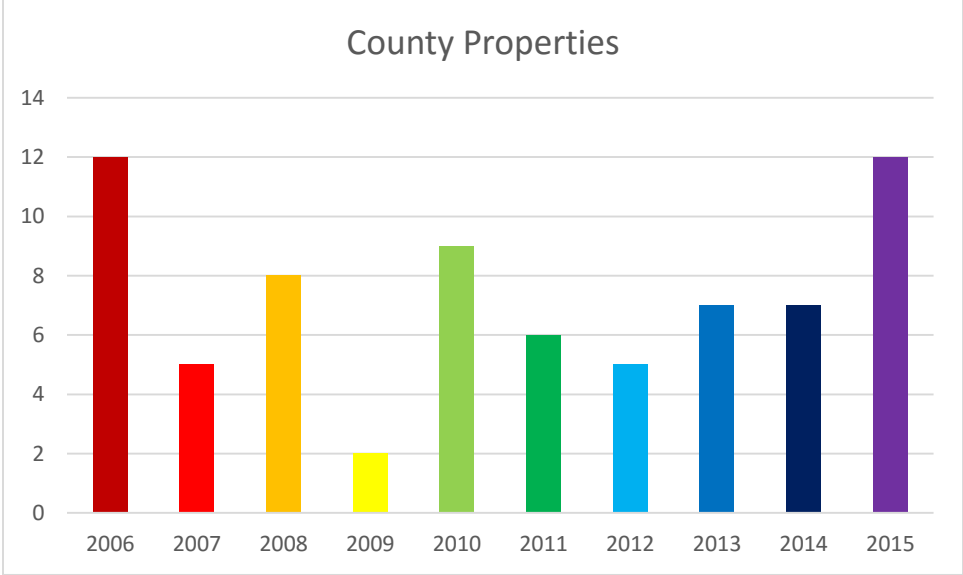


**EMERGENCY ACTIVITY**





**EMERGENCY ACTIVITY**



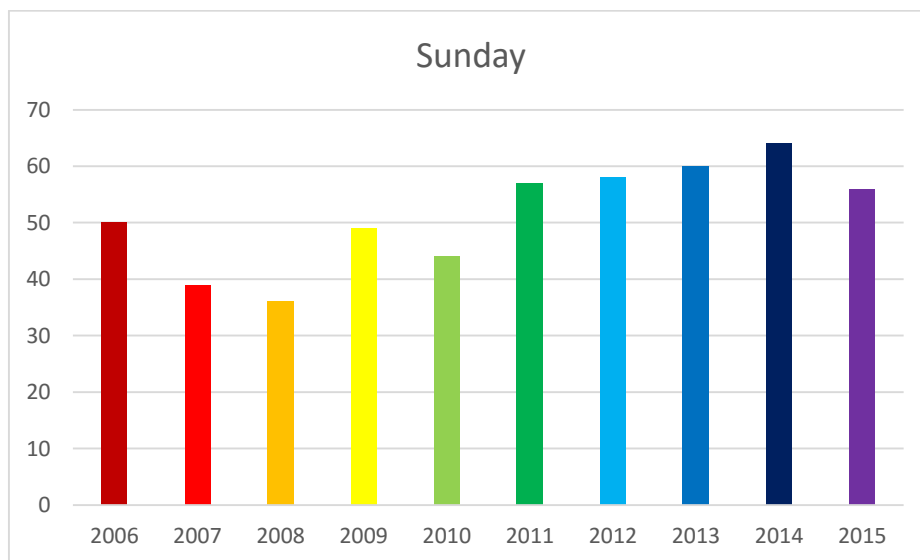
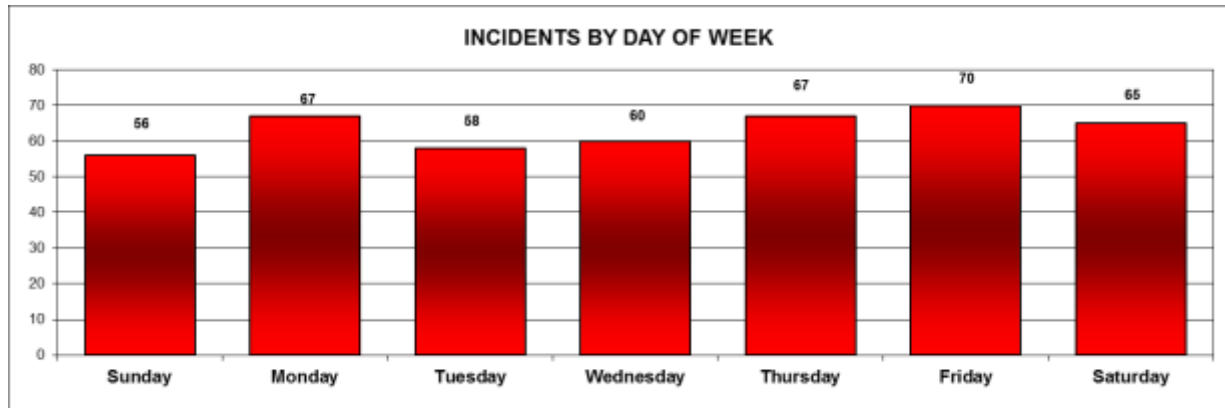




## **EMERGENCY ACTIVITY**

Assisting our neighboring communities is an important aspect of the Fire Department. As we have seen, no Fire Department has all of the necessary resources to handle many of our calls for service. Thorough Automatic Aid and Mutual Aid, we are able to help and receive help from our neighbors to meet their mission and ours. Last year our Firefighters were dispatched 11 times for automatic aid and 8 times for mutual aid with neighboring departments. The Fire Department received help from neighboring departments 25 times for automatic aid and 11 times for mutual aid.

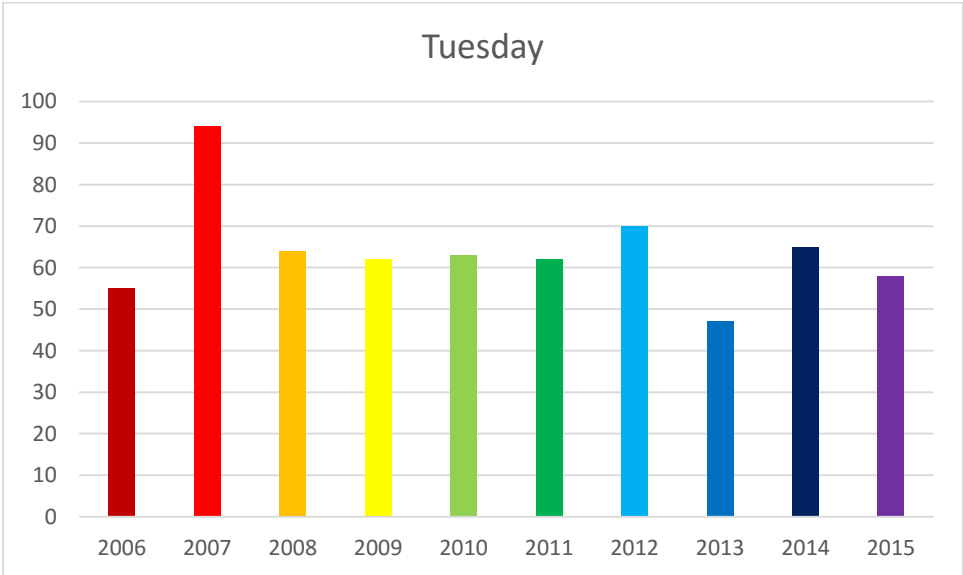
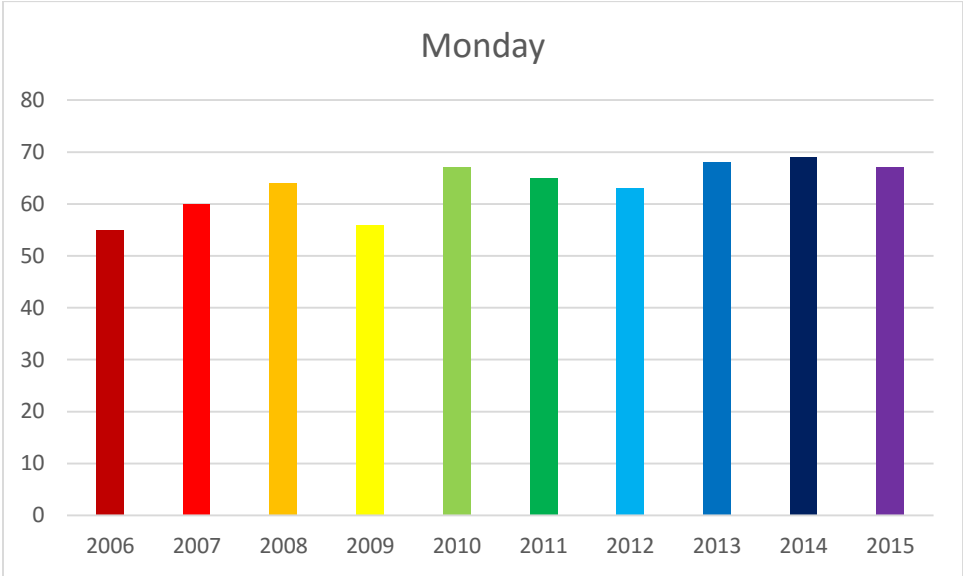
On a consistent basis we are asked, what is your busiest days and are you more busy in the winter time? The short answer is the Fire Department is always busy. Typically we have a call for service every day. In 2015 our average call volume was 36.5 calls per month. The following charts will give you a glimpse of the busiest days for 2015, a 10 year comparison by day of the week a 10 year average of calls by month, and finally our calls by time of day and a 10 year average.





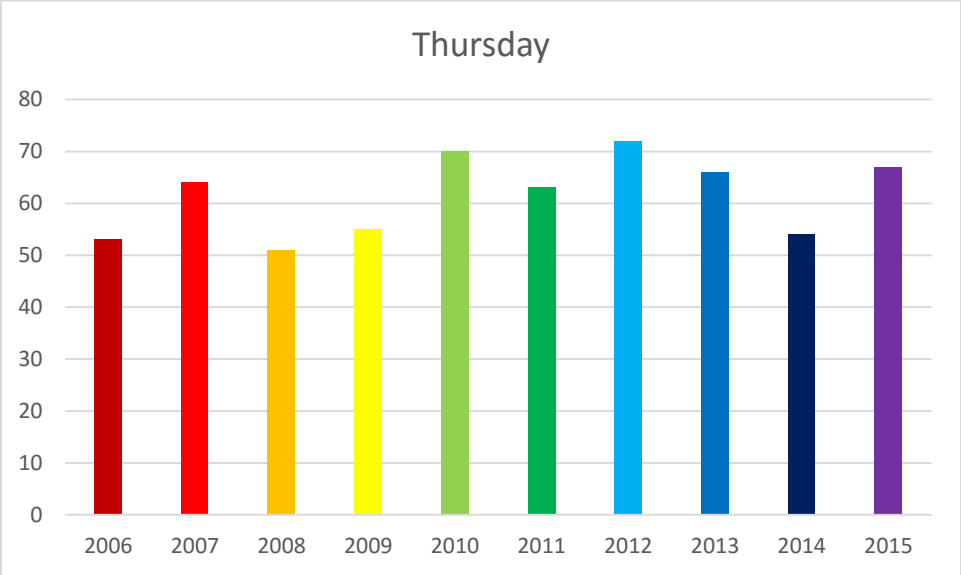
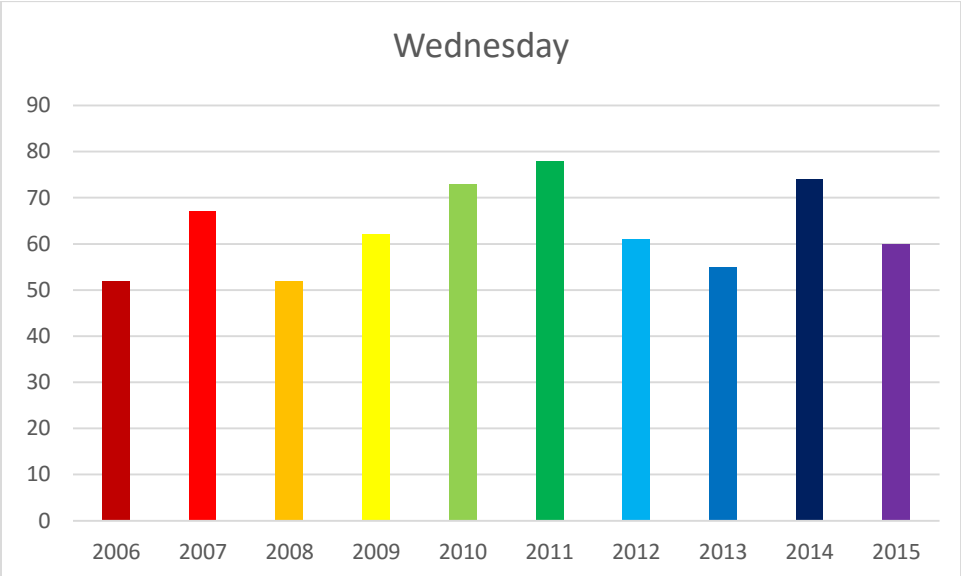


**EMERGENCY ACTIVITY**



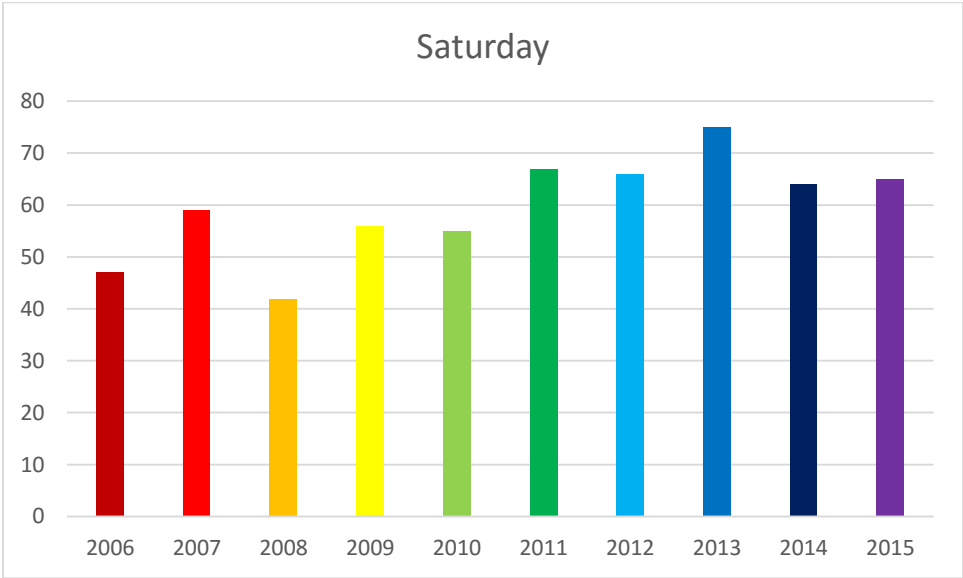
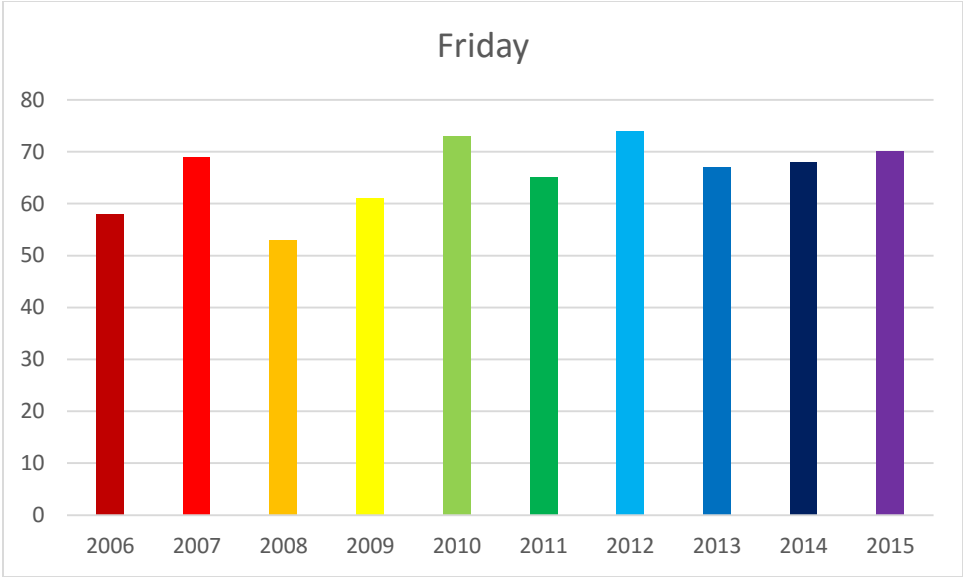


**EMERGENCY ACTIVITY**



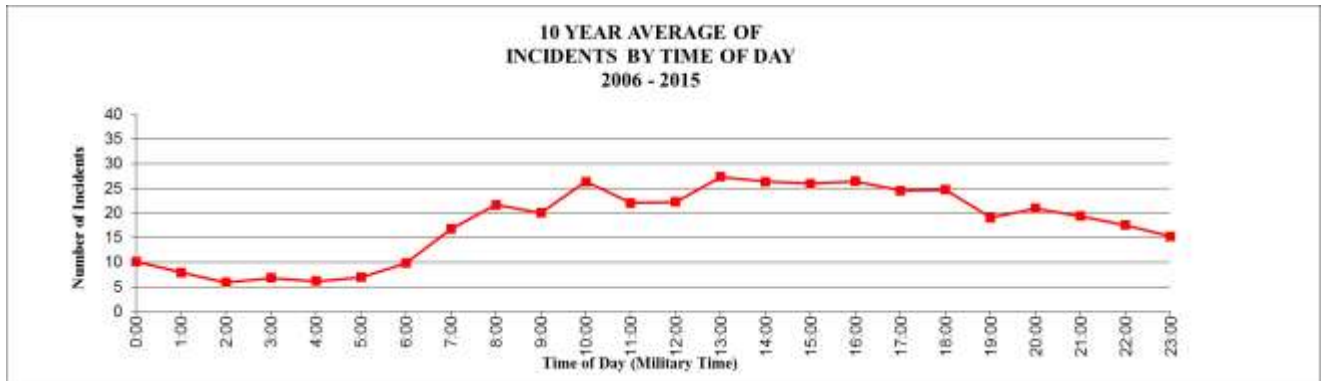


**EMERGENCY ACTIVITY**





## EMERGENCY ACTIVITY







**EMERGENCY ACTIVITY**

**FIRES**

The Fire Department responded to 50 fires in 2015, an increase of 4% from 2014. Of the 50 classified fires, 32 fires received a dollar loss. Twenty-one were building fires, 9 vehicle fires, and 20 other classified fires such as dumpster

fires and power poles, etc. In 2015, our dollar loss in property and contents totaled an estimated \$1,125,139.00. This accounts for 35% of the total estimated property value involved. Firefighters saved an estimated \$2,112,085 in involved property last year or 65%. There were no civilian injuries last year due to fire, and we incurred three Firefighter injuries in 2015. The cause for 28% of our fires were accidental. The Fire Department determined five fires were intentionally set in 2015. These cases were investigated in conjunction with the Bryan Police Department, the Williams County Sheriff's Office, and the State Fire Marshal's office.

10 Year Comparison of Dollar Loss			
Year	Property Value	Loss	Property Saved
2006	16,794,500	230,605	16,563,895
2007	15,531,130	153,715	15,377,415
2008	11,110,550	152,700	10,957,850
2009	2,427,585	412,560	2,015,025
2010	13,771,040	335,020	13,436,020
2011	27,249,400	122,670	27,126,730
2012	2,417,520	360,128	2,057,392
2013	1,873,750	127,800	1,745,950
2014	6,746,250	200,795	6,545,455
2015	3,237,224	1,125,139	2,112,085
	-----	-----	-----
<b>Average</b>	<b>\$10,115,895</b>	<b>\$322,113</b>	<b>\$9,793,782</b>





## **FIRE PREVENTION**

Our Fire Prevention Section has multiple responsibilities within the Fire Department. The main focus is the prevention of fires, and to provide for the safety of our citizens. This is accomplished through public education, building plan review, and code enforcement. The Fire Department works in conjunction with the Engineering Department and Bryan Municipal Utilities to ensure that new construction meets the minimum fire safety requirements. Existing commercial, industrial, and educational facilities are inspected on a regular basis. Home inspections are also conducted if requested by the home owner. Last year 139 fire inspections were completed and 96 code violations were corrected. The Fire Prevention Section also completed eight plan reviews for new or renovation construction. Firefighters also conducted annual fire extinguisher inspections for all City Departments.



Fire Safety programs are an important part of Fire Prevention. Fire Department Personnel deliver programs to many different groups in the community including schools, businesses, industry, community groups, and neighborhood associations. The Fire Safety message is also delivered to tour groups that visit the Fire Station. Last year 80 programs were delivered in our community and response area reaching over 5000 adults and children.





## TRAINING

Our Training section is tasked with providing training not only to our firefighters but also through our training academy to area fire departments and firefighters. Training of Fire Department members is probably one of the most important aspects of the Fire Department. Fire Department personnel are required to maintain their professional licensures through continuing education. We are always providing ongoing and comprehensive training topics that enhance our Firefighter's knowledge and give them the tools and resources that they need to be prepared for our multifaceted environment.

Fire Department members participated in 5,556 hours (staff hours) of training last year or an average of 222 hours per Firefighter. Topics covered included driver's training, pump operation, safety & survival, fireground operations, ladders, forcible entry, hazardous materials, vehicle extrication, confined space, rope rescue, EMS, and many more.



Our Fire Department has a State of Ohio Training Charter through the Ohio Department of Public Safety. The Training Academy was very busy last year, training Firefighters, from our department and from neighboring departments in the County and throughout the Northwest Ohio area. The Training Academy offered and delivered training programs in Firefighter I, and Firefighter II certification. As well as hosting Hazardous Materials, Confined Space, Vehicle Extrication, and other types of training attended by our firefighters and other firefighters from around the area.





## **SPECIAL ACTIVITIES**

The Fire Department participates in many special activities throughout the community. We use this opportunity to promote public education on fire safety as well as general safety. Participation in these events allows the Fire Department to convey critical messages that aid in our prevention efforts to minimize the loss when a fire occurs. The Department will continue to participate in community and organizational events in order to promote the fire prevention message and to provide good public relations with the citizens of our community.





# FIREFIGHTERS WANTED

Applications are now being accepted for  
**City of Bryan Paid-On-Call Firefighters.**

Please contact **Chief Bruce Siders**  
for more information at:

**419-633-6080**

Monday through Friday, 8am to 4pm

...or visit our website for details.

[www.cityofbryan.com/FireDepartment](http://www.cityofbryan.com/FireDepartment)

- 
- No Previous Experience Necessary
  - Fire Department Provides All Training
  - Competitive and Challenging Environment
  - Supportive Staff and Mentoring Program
  - Must Be Self-Motivated and Eager to Learn
  - Must Be at Least 18-Years of Age
  - Have a High School Diploma or GED
  - Have a Valid Driver's License
  - Have NO Felony Convictions or Misdemeanors
  - Must Be Physically Fit to Perform Strenuous Duties

**Be part of the  
COMMUNITY**

**Be part of the  
EXCITEMENT**

**Be part of the  
TRADITION**



## 2015 Annual Report

### **YOUR BRYAN FIRE DEPARTMENT**

Bruce R. Siders, Fire Chief  
Douglas A. Pool, Assistant Fire Chief  
John W. MacFarlane, Chaplain

### **CAREER FIREFIGHTERS**

Gary P. Merschdorf, Captain  
Joel L. DeLong  
Jason D. Manon  
Dustin L. Gillett  
Jared T. McCann

### **PAID-ON-CALL FIREFIGHTERS**

Derek J. Allen  
Leonard E. Bauer, Captain  
Alexander J. Campbell  
Kodie J. Carlisle  
Rodney L. Carlisle  
Paul D. Combs  
Tyson R. Engstrom, Lieutenant  
Zachary C. Fisher  
Gregory D. Grisier  
Kacey D. Grubb  
Ryan D. Hake  
Apryl D. McClaine  
Eric D. McClaine  
Brett Miller  
Matthew W. Neill  
Bradley A. Stucky, Lieutenant  
Kevin R. Temple, Lieutenant

### **MEMBERS ON LEAVE**

### **RESIGNED MEMBERS**

Keaton P. Grubb

### **RETIRED MEMBERS**

