



**Activity Report  
For Month Ending  
*March 31, 2017***

*Bruce R. Siders, Fire Chief*

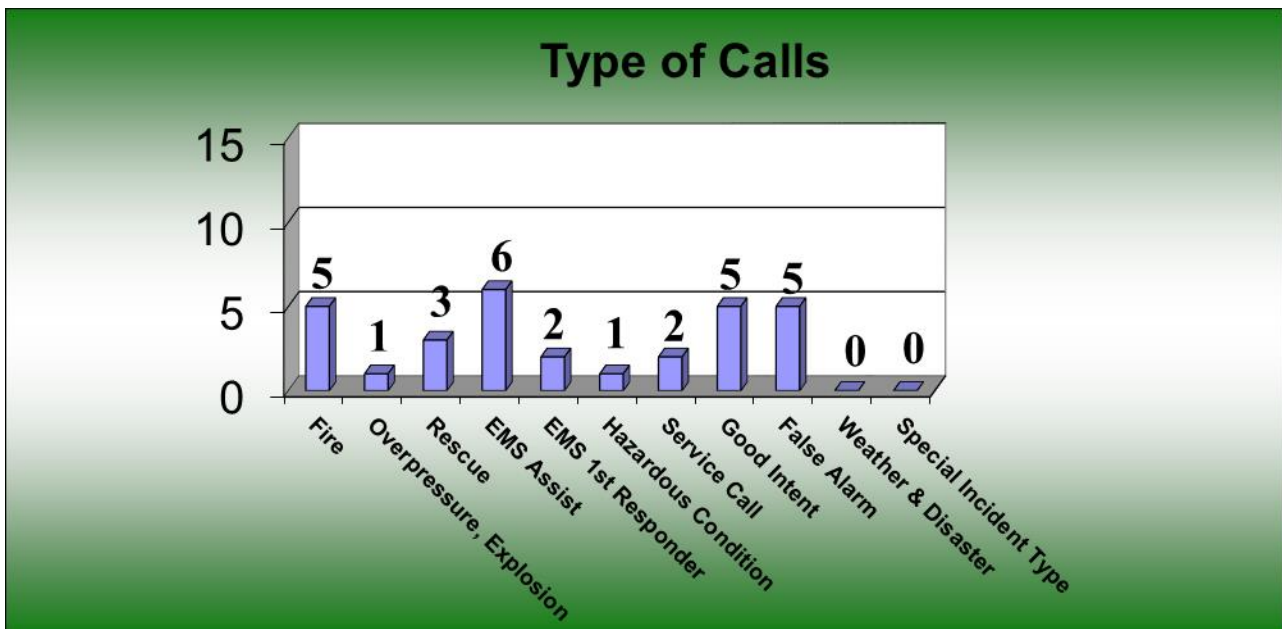





# City of Bryan Fire Department Monthly Activity Report

*Bruce R. Siders, Fire Chief*

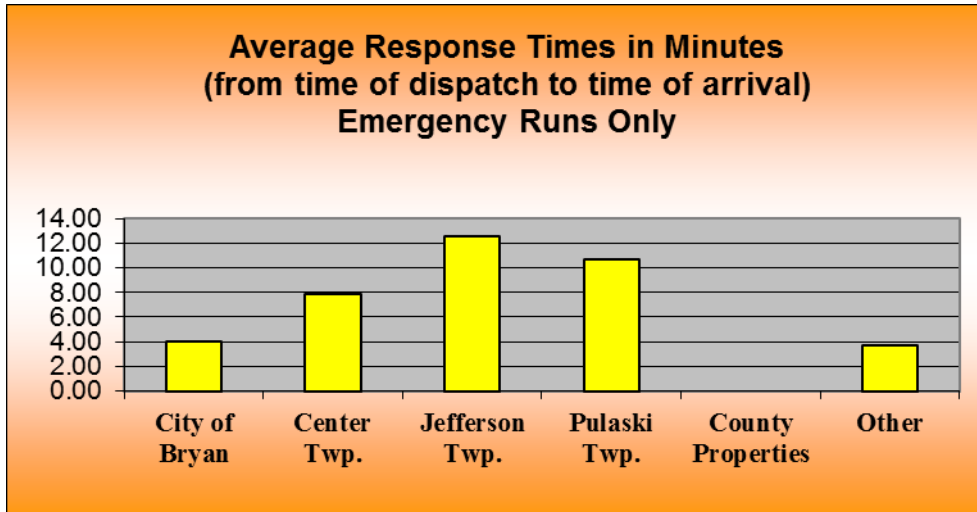
## Suppression Section




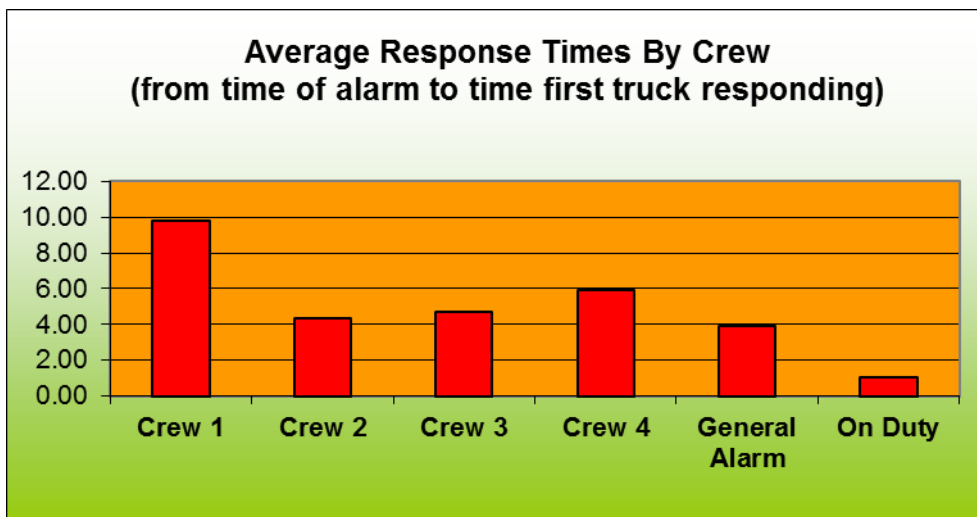


# City of Bryan Fire Department Monthly Activity Report

*Bruce R. Siders, Fire Chief*



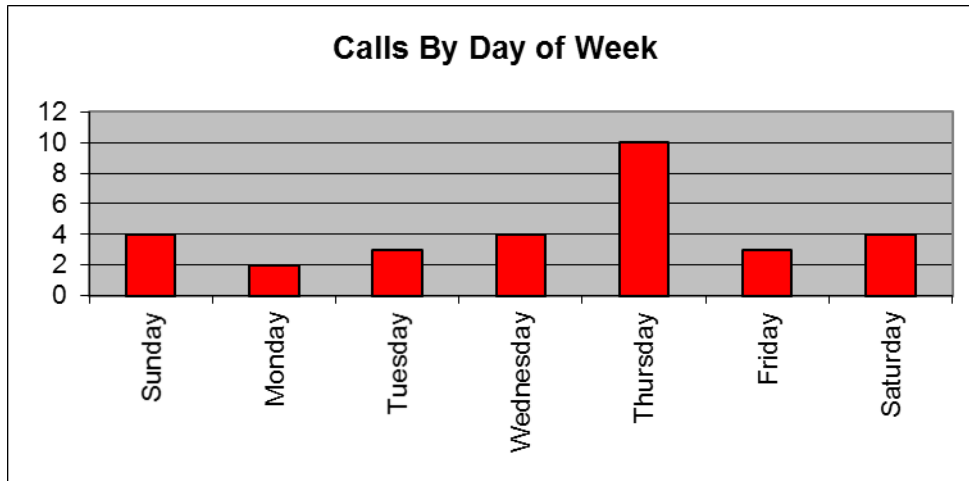
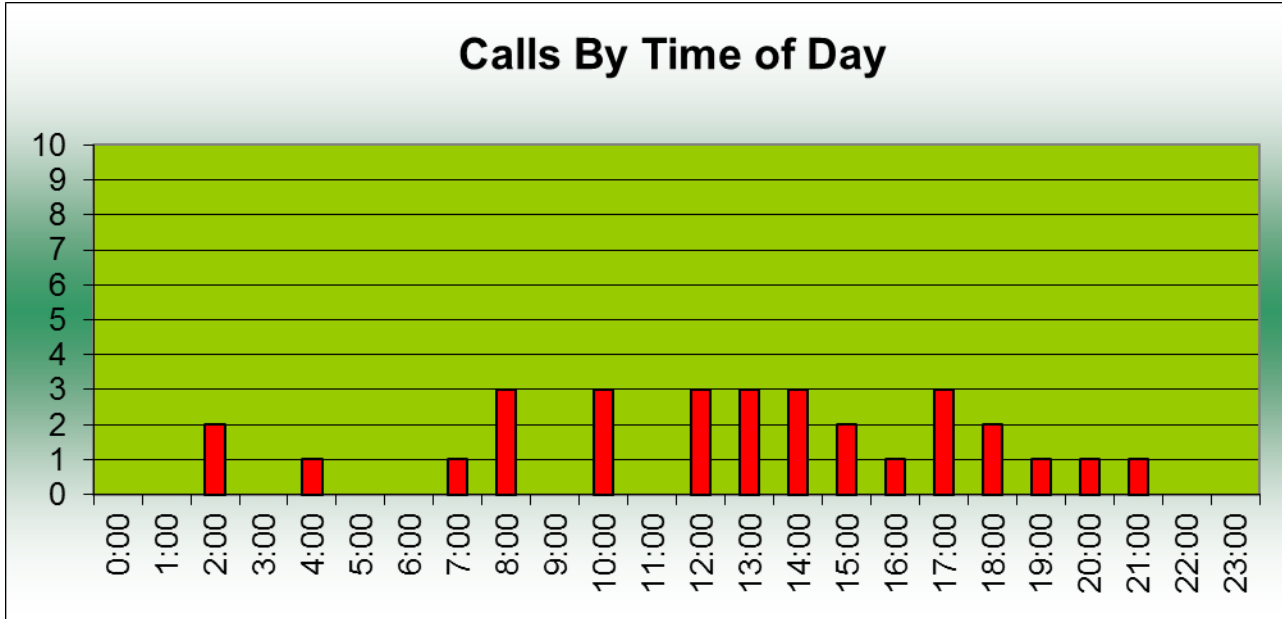
Note\*\* Runs Cancelled While Responding Are Not Counted Or Shown.





# City of Bryan Fire Department Monthly Activity Report

*Bruce R. Siders, Fire Chief*





# City of Bryan Fire Department Monthly Activity Report

*Bruce R. Siders, Fire Chief*

## **Fire Prevention Section**

|                      |          |
|----------------------|----------|
| Inspections          | <b>4</b> |
| Violations Found     | <b>1</b> |
| Violations Corrected | <b>1</b> |
| Plans Reviewed       | <b>0</b> |

|                          |                 |
|--------------------------|-----------------|
| Tours                    | <b>1</b>        |
| Programs                 | <b>1</b>        |
| Special Events           | <b>1</b>        |
| Number of People Reached | <b>&gt;1000</b> |

## **Training Section**

|                                |            |
|--------------------------------|------------|
| Number of Firefighters Trained | <b>24</b>  |
| Classes Conducted              | <b>13</b>  |
| Total Man-hours                | <b>186</b> |
| Average per Firefighter        | <b>8.1</b> |

## **Fire Training Academy**

|                            |          |
|----------------------------|----------|
| Number of Students Trained | <b>0</b> |
| Classes Conducted          | <b>0</b> |
| Total Man-hours            | <b>0</b> |
| Average per Student        | <b>0</b> |