



# ACTIVITY REPORT

FOR MAY 2020

FIRE CHIEF BRUCE R. SIDERS

## A Letter from the Chief

Things are starting to look up. Businesses are reopening, people are moving about, and spring/summer has finally come to Northwest Ohio. While we still need to be vigilant in staying safe, we can start to think about those activities that we normally do during the summer months. Although many of the celebrations that we typically take part in have been cancelled due to our current situation, we are moving forward. Your fire department stands prepared and ready to respond to your needs.

Calls for service during the month of May saw the typical decrease a slight decrease from April. In May, we received 29 calls for service. This is down by five calls from April, but it is an increase of three calls from this time last year. To this point, your fire department has responded to 183 calls for service for 2020. Based on current data we are up 15 calls compared to the same time last year. We continue to be on course for our annual call volume.

With the warmer weather, it is time to get outside and do yard work, plant flowers, and general maintenance. Please remember that there is no burning allowed in the City of Bryan. Additionally, if you live in any of the subdivisions outside the City, there is also no burning allowed there either. You can take your yard waste to your recycling center for your particular area. Contact your township trustees for those who live outside the City and for those who live inside the City you can take your yard waste to the recycling center on Buffalo Road.

While we are able to be outside more, it is a good idea to practice your fire escape plan with your children. Also with the warmer weather comes the possibility of severe storms. So, now is good time to go over your severe weather plan.

We hope everyone has a safe and healthy summer.

Sincerely,

A handwritten signature in black ink, appearing to read "Bruce R. Siders". The signature is stylized with a large "B" and "S".

Fire Chief Bruce R. Siders

# Bryan Fire Department

Bryan, OH

This report was generated on 6/3/2020 9:35:05 AM



## Incident Statistics

Start Date: 05/01/2020 | End Date: 05/31/2020

INCIDENT COUNT			
INCIDENT TYPE		# INCIDENTS	
EMS		8	
FIRE		21	
TOTAL		29	
TOTAL TRANSPORTS (N2 and N3)			
APPARATUS	# of APPARATUS TRANSPORTS	# of PATIENT TRANSPORTS	TOTAL # of PATIENT CONTACTS
TOTAL			
PRE-INCIDENT VALUE		LOSSES	
\$2,000.00		\$2,000.00	
CO CHECKS			
736 - CO detector activation due to malfunction		2	
746 - Carbon monoxide detector activation, no CO		1	
TOTAL		3	
MUTUAL AID			
Aid Type		Total	
Aid Given		1	
OVERLAPPING CALLS			
# OVERLAPPING		% OVERLAPPING	
0		NaN	
LIGHTS AND SIREN - AVERAGE RESPONSE TIME (Dispatch to Arrival)			
Station	EMS	FIRE	
Bryan Fire Department	0:08:29	0:08:32	
AVERAGE FOR ALL CALLS		0:08:29	
LIGHTS AND SIREN - AVERAGE TURNOUT TIME (Dispatch to Enroute)			
Station	EMS	FIRE	
Bryan Fire Department	0:04:22	0:04:11	
AVERAGE FOR ALL CALLS		0:04:33	
AGENCY		AVERAGE TIME ON SCENE (MM:SS)	
Bryan Fire Department		17:51	

Only Reviewed Incidents included. CO Checks only includes Incident Types: 424, 736 and 734. # Apparatus Transports = # of incidents where apparatus transported. # Patient Transports = All patients transported by EMS. # Patient Contacts = # of PCR contacted by apparatus. This report now returns both NEMSIS 2 & 3 data as appropriate. For overlapping calls that span over multiple days, total per month will not equal Total count for year.

# Bryan Fire Department

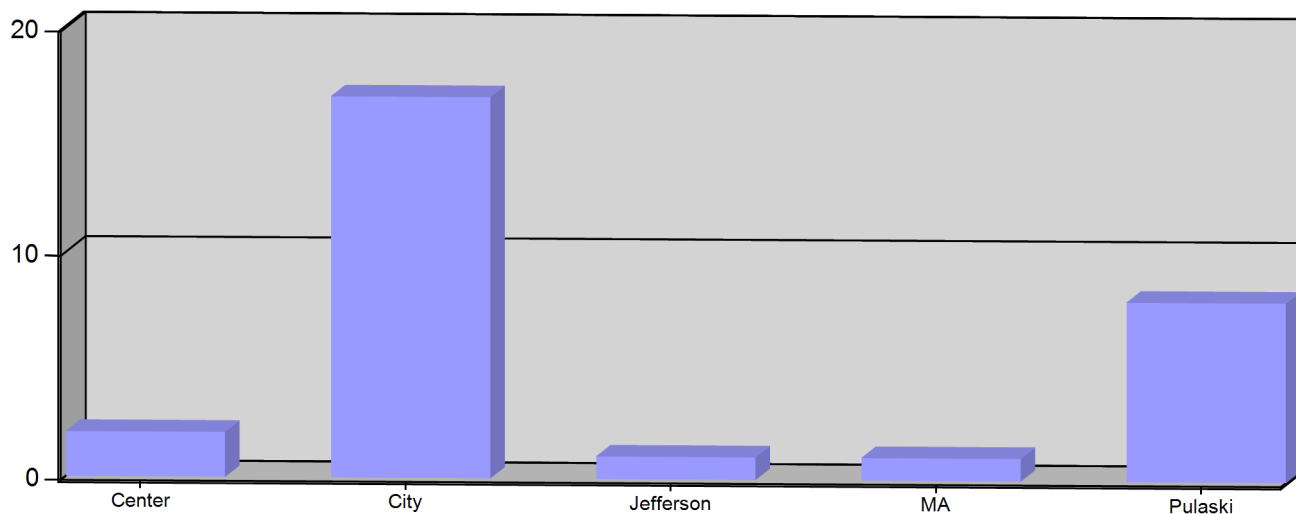
Bryan, OH

This report was generated on 6/3/2020 9:32:49 AM



## Incident Count per Zone for Date Range

Start Date: 05/01/2020 | End Date: 05/31/2020



ZONE	# INCIDENTS
Center - Center Twp	2
City - Bryan	17
Jefferson - Jefferson Twp	1
MA - Mutual Aid	1
Pulaski - Pulaski Twp	8
TOTAL:	29

Zone information is defined on the Basic Info 3 screen of an incident. Only REVIEWED incidents included. Archived Zones cannot be unarchived.

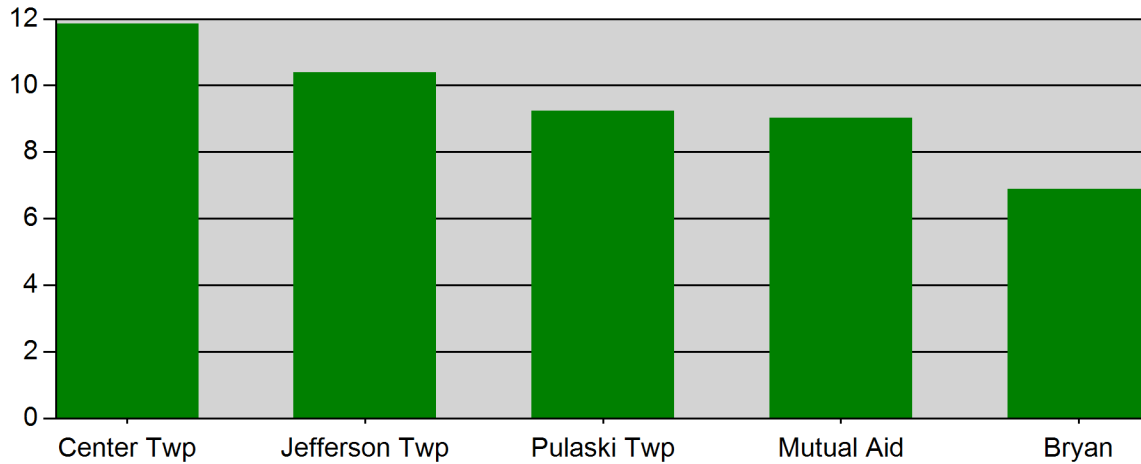
# Bryan Fire Department

Bryan, OH

This report was generated on 6/3/2020 9:37:32 AM



Response Mode: Lights and Sirens | Start Date: 05/01/2020 | End Date: 05/31/2020



Zone	AVERAGE RESPONSE TIME (in minutes)
Center Twp	11.85
Jefferson Twp	10.40
Pulaski Twp	9.23
Mutual Aid	9.02
Bryan	6.89

Only REVIEWED incidents included. Response Time is Dispatched to Arrived. Includes all apparatus with arrival times. Excludes "Cancelled" apparatus.



**EMERGENCY  
REPORTING**

emergencyreporting.com

Doc Id: 342

Page # 1 of 1

# Bryan Fire Department

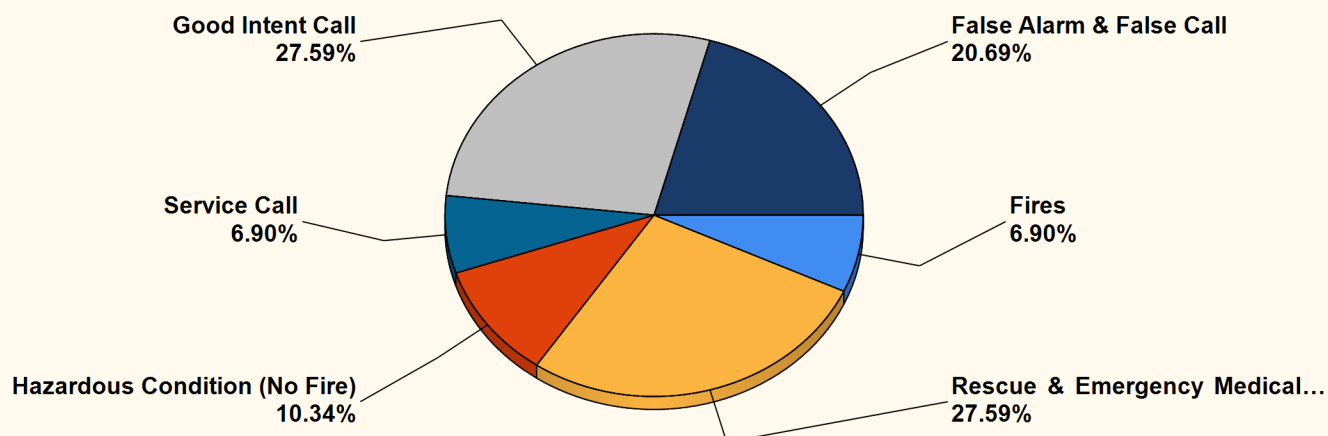
Bryan, OH

This report was generated on 6/3/2020 9:33:40 AM



## Breakdown by Major Incident Types for Date Range

Zone(s): All Zones | Start Date: 05/01/2020 | End Date: 05/31/2020



MAJOR INCIDENT TYPE	# INCIDENTS	% of TOTAL
Fires	2	6.90%
Rescue & Emergency Medical Service	8	27.59%
Hazardous Condition (No Fire)	3	10.34%
Service Call	2	6.90%
Good Intent Call	8	27.59%
False Alarm & False Call	6	20.69%
<b>TOTAL</b>	<b>29</b>	<b>100.00%</b>

Only REVIEWED and/or LOCKED IMPORTED incidents are included. Summary results for a major incident type are not displayed if the count is zero.

### Detailed Breakdown by Incident Type

INCIDENT TYPE	# INCIDENTS	% of TOTAL
111 - Building fire	1	3.45%
131 - Passenger vehicle fire	1	3.45%
321 - EMS call, excluding vehicle accident with injury	1	3.45%
322 - Motor vehicle accident with injuries	3	10.34%
324 - Motor vehicle accident with no injuries.	3	10.34%
350 - Extrication, rescue, other	1	3.45%
412 - Gas leak (natural gas or LPG)	2	6.90%
440 - Electrical wiring/equipment problem, other	1	3.45%
554 - Assist invalid	1	3.45%
561 - Unauthorized burning	1	3.45%
600 - Good intent call, other	1	3.45%
611 - Dispatched & cancelled en route	1	3.45%
622 - No incident found on arrival at dispatch address	2	6.90%
651 - Smoke scare, odor of smoke	2	6.90%
652 - Steam, vapor, fog or dust thought to be smoke	1	3.45%
653 - Smoke from barbecue, tar kettle	1	3.45%
730 - System malfunction, other	1	3.45%
735 - Alarm system sounded due to malfunction	1	3.45%
736 - CO detector activation due to malfunction	2	6.90%
740 - Unintentional transmission of alarm, other	1	3.45%
746 - Carbon monoxide detector activation, no CO	1	3.45%
<b>TOTAL INCIDENTS:</b>	<b>29</b>	<b>100.00%</b>

Only REVIEWED and/or LOCKED IMPORTED incidents are included. Summary results for a major incident type are not displayed if the count is zero.

# Bryan Fire Department

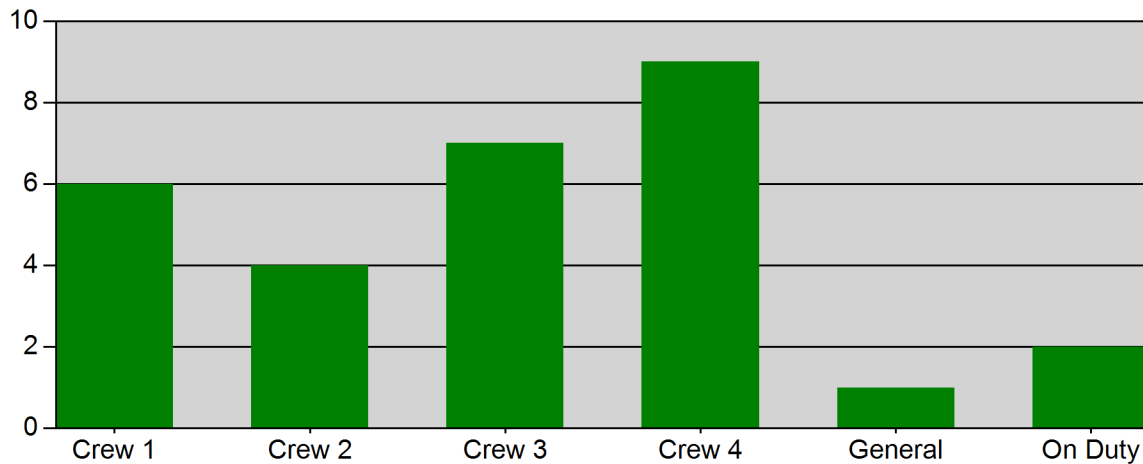
Bryan, OH

This report was generated on 6/3/2020 9:27:38 AM



## Incidents by Shift for Date Range

Start Date: 05/01/2020 | End Date: 05/31/2020



SHIFT	# INCIDENTS
Crew 1	6
Crew 2	4
Crew 3	7
Crew 4	9
General	1
On Duty	2

**TOTAL: 29**

Incidents with multiple EXPOSURES, with distinct stations, may create a slight difference between the report total and total number of actual incidents for the DATE RANGE provided. The totals reflect the # INCIDENTS each STATION was assigned. Only REVIEWED incidents included.



**EMERGENCY  
REPORTING**

emergencyreporting.com

Doc Id: 27

Page # 1



# Bryan Fire Department

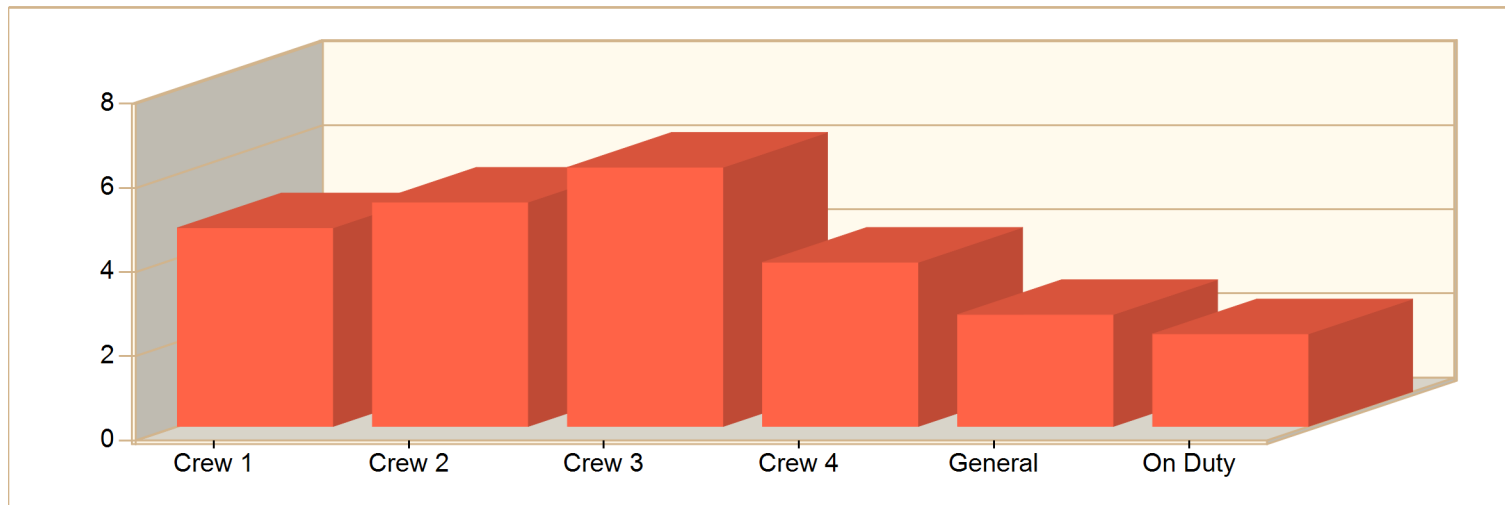
Bryan, OH

This report was generated on 6/3/2020 9:38:58 AM



## Average Turnout Time per Shift for Date Range

Start Date: 05/01/2020 | End Date: 05/31/2020



SHIFT	AVERAGE TURNOUT TIME as MM:SS (Dispatch to Enroute)
Crew 1	4:43
Crew 2	5:20
Crew 3	6:10
Crew 4	3:54
General	2:40
On Duty	2:12

Committed time (minutes) is the difference between the DISPATCH and ENROUTE time of Basic Info 4. Only REVIEWED incidents included.

# Bryan Fire Department

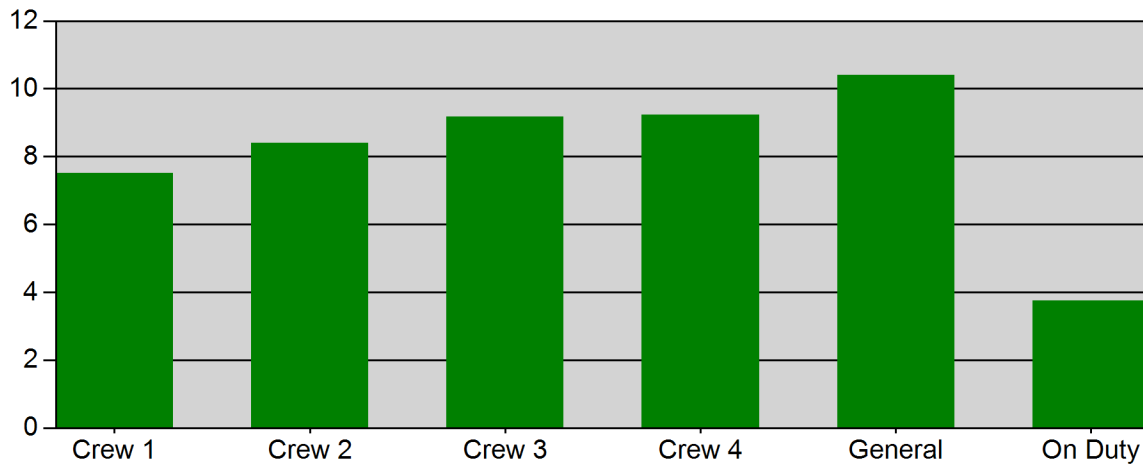
Bryan, OH

This report was generated on 6/3/2020 9:36:42 AM



## Average Response Time per Shift for Response Mode for Date Range

Response Mode to Scene: Lights and Sirens | Start Date: 05/01/2020 | End Date: 05/31/2020



SHIFT	AVERAGE RESPONSE TIME in minutes (Dispatch to Arrived)
Crew 1	7.52
Crew 2	8.40
Crew 3	9.18
Crew 4	9.23
General	10.40
On Duty	3.77

Average Response Time calculated from DISPATCH and ARRIVED times. Only REVIEWED Incidents are included.



**EMERGENCY  
REPORTING**

emergencyreporting.com

Doc Id: 52

Page # 1

# Bryan Fire Department

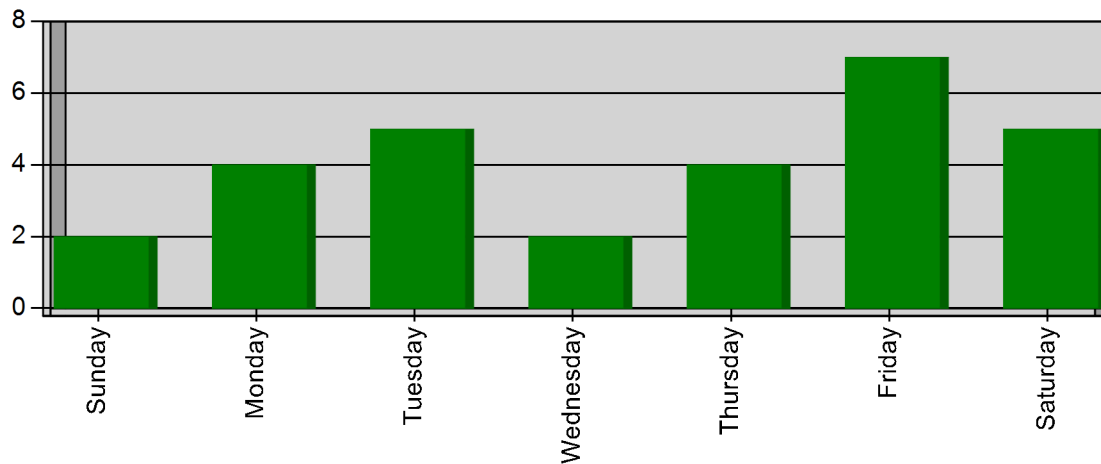
Bryan, OH

This report was generated on 6/3/2020 9:30:50 AM



## Incidents by Day of the Week for Date Range

Start Incident Type: 100 | End Incident Type: 911 | Start Date: 05/01/2020 | End Date: 05/31/2020



DAY OF THE WEEK	# INCIDENTS
Sunday	2
Monday	4
Tuesday	5
Wednesday	2
Thursday	4
Friday	7
Saturday	5
TOTAL	29



**EMERGENCY  
REPORTING**

emergencyreporting.com

Doc Id: 1284

Page # 1

# Bryan Fire Department

Bryan, OH

This report was generated on 6/3/2020 9:34:36 AM



## Count of Occupancies Inspected per Category Type and Subcategory per Inspection Type for Date Range

Start Date: 05/01/2020 | End Date: 05/31/2020

OCCUPANCY CATEGORY - SUBCATEGORY	COUNT
<b>Business Group B</b>	
Clinic-outpatient	
Annual	2
Professional Services	
Annual	2
Total Number of Inspections per Category:	4
<b>Educational Group E</b>	
Non-traditional School	
Annual	2
Total Number of Inspections per Category:	2
<b>Residential Group R</b>	
R3 Residential Houses (Daycare with less than 5 Children)	
Annual	1
Total Number of Inspections per Category:	1

Custom Report build. Inspections must be Completed to be counted.

# Bryan Fire Department

Bryan, OH

This report was generated on 6/3/2020 9:38:16 AM



**Count of Classes and People by Class Category with Class Hours and Man Hours for Date Range**  
**Passed/Failed: Both Passed and Failed | Start Date: 05/01/2020 | End Date: 05/31/2020**

	CLASS COUNT	TOTAL CLASS HOURS	COUNT OF PEOPLE	TOTAL MAN HOURS
EMS	10	12:30	78	97:45
Fire Investigation and Inspection Training	1	2:00	6	12:00
Firefighter Training	6	7:30	24	33:00
Probationary Training	5	6:00	12	14:30
<b>GRAND TOTALS:</b>	<b>22</b>	<b>28:00</b>	<b>120</b>	<b>157:15</b>

This report lists the actual count of Reviewed classes and the class hours, and the number of people who attended those classes and the total Man Hours for each Class Category. This report pulls training hours from the Training Code Hours field on the Info Page.