

NOVEMBER 13, 2019



ACTIVITY REPORT

FOR MONTH ENDING OCTOBER 31, 2019

FIRE CHIEF BRUCE R. SIDERS

A Letter from the Chief

As the seasons change, so does change come to the fire department. Beginning this month you will see a difference in the format for our monthly report. We began using a new vendor for our fire reporting software. Our previous vendor was bought out this past year and we began to see inconsistencies with our data. So we began the arduous task of finding a vendor to meet our needs. Emergency Reporting was the vendor that we settled on and we transferred to this new format beginning October 1.

As we changed to this new vendor, changes in the way that we input information had to change and changes in outputs occurred. While learning new tasks is never easy, we were able to overcome the hurdles from moving to this new vendor somewhat seamlessly. As we continue to learn our new software, you may see some other changes happen. Hopefully for the better.

I think you will find this new format more informative and easier to read than our previous version. One of the areas I think you will find most interesting is on the following page. The section on average turnout. We have always prided ourselves on our rapid ability to respond to calls for service. We had always said that our average response time was around three minutes but we could never glean that out of our previous software. Today we can and we were right - our firefighters are able to respond within 3 minutes. This is almost unheard of with a volunteer fire department. Nevertheless, our firefighters are the best that Northwest Ohio has to offer.

Enjoy the new format. As always, if you have any questions, please let us know.

Finally, I want to take a moment to ask you to take a few seconds out of our busy schedules each month and test our smoke detectors in our homes. To date there have been 78 fire deaths reported in the State of Ohio. Many of these deaths were due to no working smoke detectors in the home. While we have been blessed with no loss of life due to fire in our community, we still find many that we visit with who do not have a working smoke detector in their homes. Please, take a moment and check you detector. Does it work? If not does it need a new battery? Is your detector more than 10 years old? If so, replace it. The precious seconds that you have to escape from your home in case of a fire can be accomplished by having a working smoke detector. Please take time to check yours today. Every second counts.

As we come into the remaining months of 2019, it is our hope that you have a safe and joyous Thanksgiving, Christmas, and New Year.

Sincerely,

A handwritten signature in black ink that reads "Bruce R. Siders". The signature is written in a cursive style with a large, stylized "B" and "S".

Fire Chief Bruce R. Siders

Bryan Fire Department

Bryan, OH

This report was generated on 11/13/2019 9:38:38 AM



Incident Statistics

Start Date: 10/01/2019 | End Date: 10/31/2019

INCIDENT COUNT			
INCIDENT TYPE		# INCIDENTS	
EMS		11	
FIRE		25	
TOTAL		36	
TOTAL TRANSPORTS (N2 and N3)			
APPARATUS	# of APPARATUS TRANSPORTS	# of PATIENT TRANSPORTS	TOTAL # of PATIENT CONTACTS
TOTAL			
PRE-INCIDENT VALUE		LOSSES	
\$40,500.00		\$40,020.00	
CO CHECKS			
TOTAL			
MUTUAL AID			
Aid Type	Total		
Aid Given	2		
OVERLAPPING CALLS			
# OVERLAPPING	% OVERLAPPING		
0	NaN		
LIGHTS AND SIREN - AVERAGE RESPONSE TIME (Dispatch to Arrival)			
Station	EMS	FIRE	
Bryan Fire Department	0:06:52	0:09:47	
AVERAGE FOR ALL CALLS		0:08:45	
LIGHTS AND SIREN - AVERAGE TURNOUT TIME (Dispatch to Enroute)			
Station	EMS	FIRE	
Bryan Fire Department	0:02:43	0:03:18	
AVERAGE FOR ALL CALLS		0:03:05	
AGENCY		AVERAGE TIME ON SCENE (MM:SS)	
Bryan Fire Department		46:52	

Only Reviewed Incidents included. CO Checks only includes Incident Types: 424, 736 and 734. # Apparatus Transports = # of incidents where apparatus transported. # Patient Transports = # of PCR with disposition "Treated, Transported by EMS". # Patient Contacts = # of PCR contacted by apparatus. This report now returns both NEMSIS 2 & 3 data as appropriate.



Bryan Fire Department

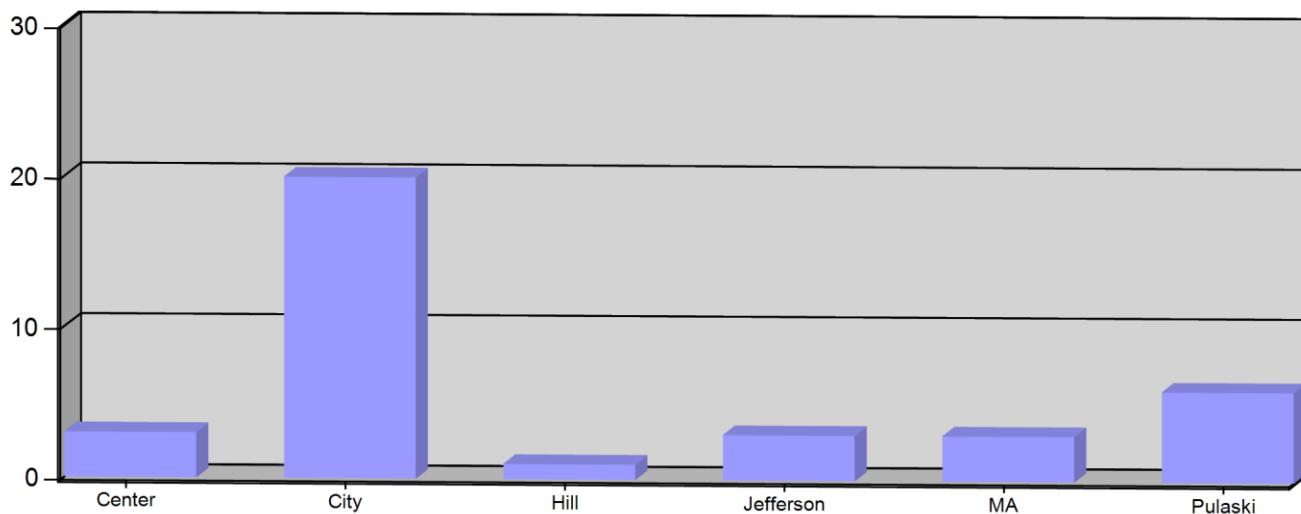
Bryan, OH

This report was generated on 11/13/2019 8:32:19 AM



Incident Count per Zone for Date Range

Start Date: 10/01/2019 | End Date: 10/31/2019



ZONE	# INCIDENTS
Center - Center Twp	3
City - Bryan	20
Hill - Hillside	1
Jefferson - Jefferson Twp	3
MA - Mutual Aid	3
Pulaski - Pulaski Twp	6
TOTAL:	36

Zone information is defined on the Basic Info 3 screen of an incident. Only REVIEWED incidents included. Archived Zones cannot be unarchived.



Bryan Fire Department

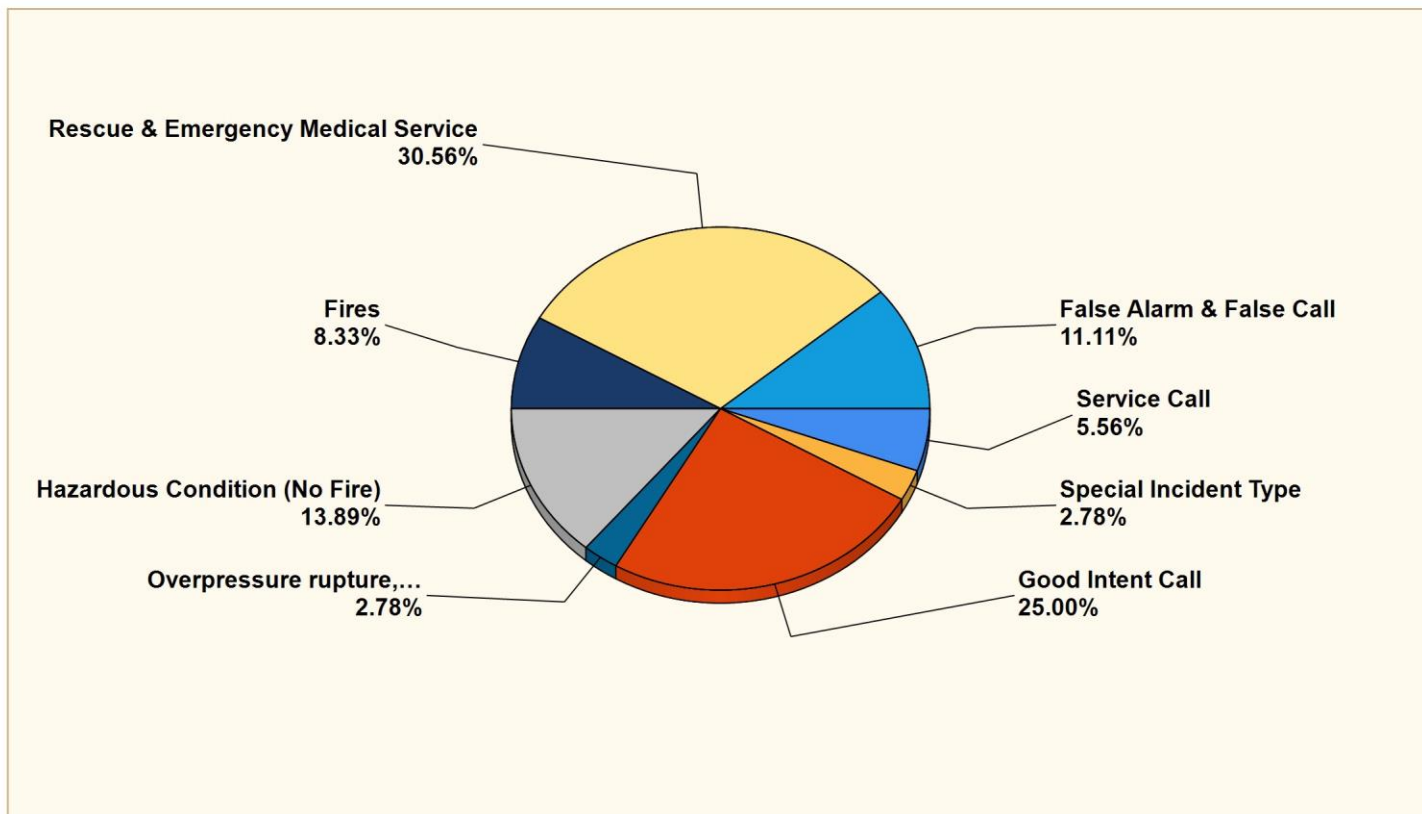
Bryan, OH

This report was generated on 11/13/2019 8:37:30 AM



Breakdown by Major Incident Types for Date Range

Zone(s): All Zones | Start Date: 10/01/2019 | End Date: 10/31/2019



MAJOR INCIDENT TYPE	# INCIDENTS	% of TOTAL
Fires	3	8.33%
Overpressure rupture, explosion, overheating - no fire	1	2.78%
Rescue & Emergency Medical Service	11	30.56%
Hazardous Condition (No Fire)	5	13.89%
Service Call	2	5.56%
Good Intent Call	9	25.00%
False Alarm & False Call	4	11.11%
Special Incident Type	1	2.78%
TOTAL	36	100.00%

Only REVIEWED incidents included. Summary results for a major incident type are not displayed if the count is zero. Does not include Imported data.



Detailed Breakdown by Incident Type

INCIDENT TYPE	# INCIDENTS	% of TOTAL
111 - Building fire	1	2.78%
138 - Off-road vehicle or heavy equipment fire	1	2.78%
162 - Outside equipment fire	1	2.78%
251 - Excessive heat, scorch burns with no ignition	1	2.78%
311 - Medical assist, assist EMS crew	7	19.44%
321 - EMS call, excluding vehicle accident with injury	1	2.78%
322 - Motor vehicle accident with injuries	3	8.33%
411 - Gasoline or other flammable liquid spill	1	2.78%
421 - Chemical hazard (no spill or leak)	1	2.78%
422 - Chemical spill or leak	2	5.56%
440 - Electrical wiring/equipment problem, other	1	2.78%
531 - Smoke or odor removal	2	5.56%
600 - Good intent call, other	1	2.78%
611 - Dispatched & cancelled en route	8	22.22%
731 - Sprinkler activation due to malfunction	1	2.78%
733 - Smoke detector activation due to malfunction	2	5.56%
745 - Alarm system activation, no fire - unintentional	1	2.78%
911 - Citizen complaint	1	2.78%
TOTAL INCIDENTS:	36	100.00%

Only REVIEWED incidents included. Summary results for a major incident type are not displayed if the count is zero. Does not include Imported data.



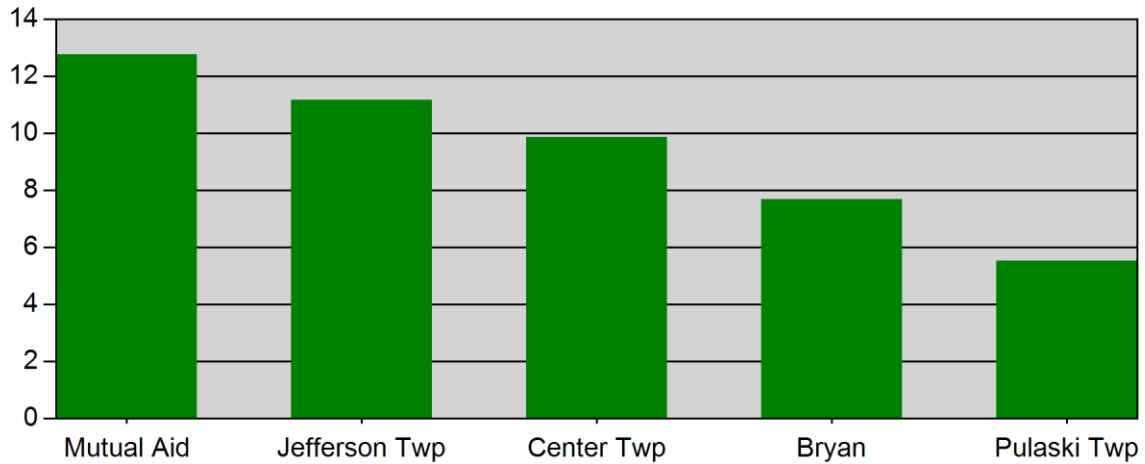
Bryan Fire Department

Bryan, OH

This report was generated on 11/13/2019 8:39:00 AM



Response Mode: Lights and Sirens | Start Date: 10/01/2019 | End Date: 10/31/2019



Zone	AVERAGE RESPONSE TIME (in minutes)
Mutual Aid	12.75
Jefferson Twp	11.15
Center Twp	9.85
Bryan	7.68
Pulaski Twp	5.52

Only REVIEWED incidents included. Response Time is Dispatched to Arrived. Includes all apparatus with arrival times. Excludes "Cancelled" apparatus.



Bryan Fire Department

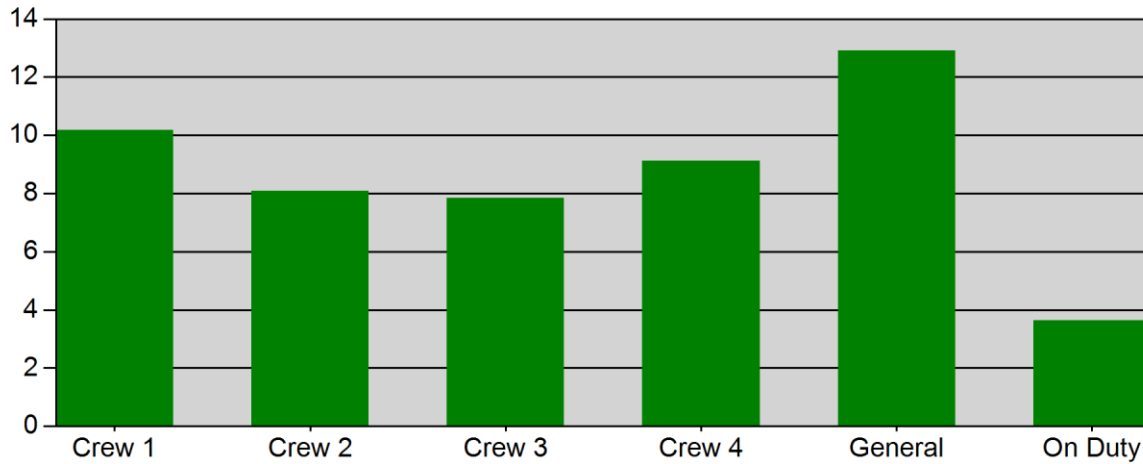
Bryan, OH

This report was generated on 11/13/2019 8:40:39 AM



Average Response Time per Shift for Response Mode for Date Range

Response Mode to Scene: Lights and Sirens | Start Date: 10/01/2019 | End Date: 10/31/2019



SHIFT	AVERAGE RESPONSE TIME in minutes (Dispatch to Arrived)
Crew 1	10.19
Crew 2	8.08
Crew 3	7.84
Crew 4	9.12
General	12.90
On Duty	3.65

Average Response Time calculated from DISPATCH and ARRIVED times. Only REVIEWED Incidents are included.



emergencyreporting.com

Doc Id: 52

Page # 1

Bryan Fire Department

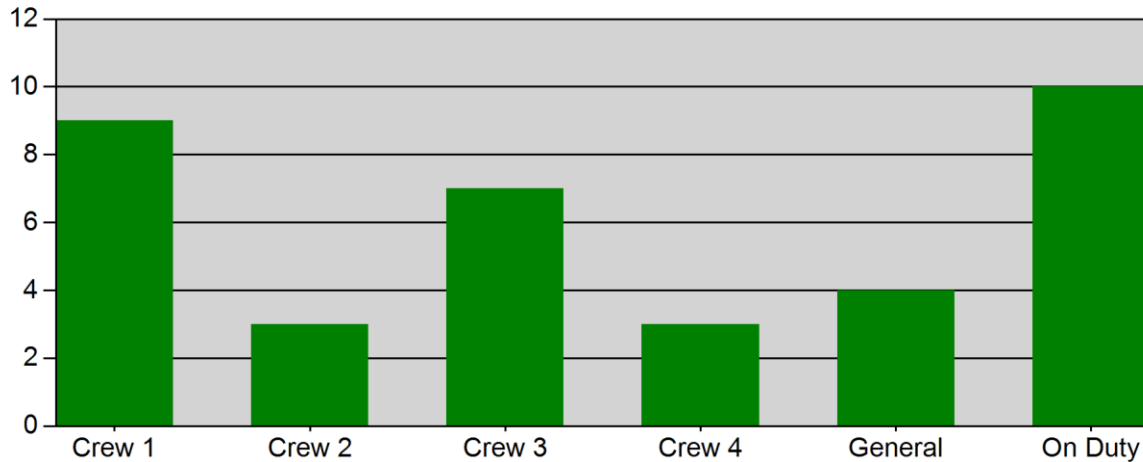
Bryan, OH

This report was generated on 11/13/2019 8:41:40 AM



Incidents by Shift for Date Range

Start Date: 10/01/2019 | End Date: 10/31/2019



SHIFT	# INCIDENTS
Crew 1	9
Crew 2	3
Crew 3	7
Crew 4	3
General	4
On Duty	10

TOTAL: 36

Incidents with multiple EXPOSURES, with distinct stations, may create a slight difference between the report total and total number of actual incidents for the DATE RANGE provided. The totals reflect the # INCIDENTS each STATION was assigned. Only REVIEWED incidents included.



Bryan Fire Department

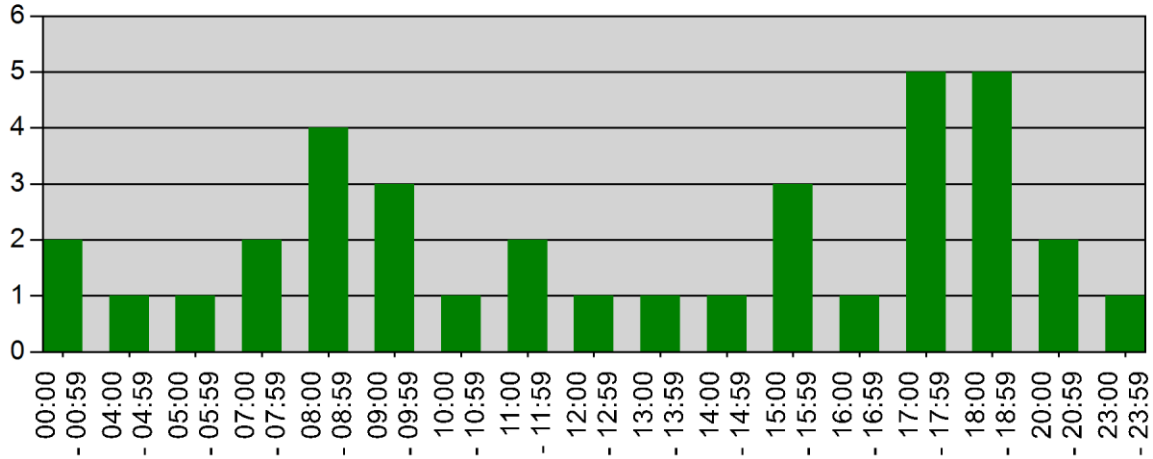
Bryan, OH

This report was generated on 11/13/2019 8:42:30 AM



Incidents by Hour for Zone for Date Range

Zone: All Zones | Start Date: 10/01/2019 | End Date: 10/31/2019



TIME	COUNT
00:00 - 00:59	2
04:00 - 04:59	1
05:00 - 05:59	1
07:00 - 07:59	2
08:00 - 08:59	4
09:00 - 09:59	3
10:00 - 10:59	1
11:00 - 11:59	2
12:00 - 12:59	1
13:00 - 13:59	1
14:00 - 14:59	1
15:00 - 15:59	3
16:00 - 16:59	1
17:00 - 17:59	5
18:00 - 18:59	5
20:00 - 20:59	2
23:00 - 23:59	1

Only REVIEWED incidents included



Bryan Fire Department

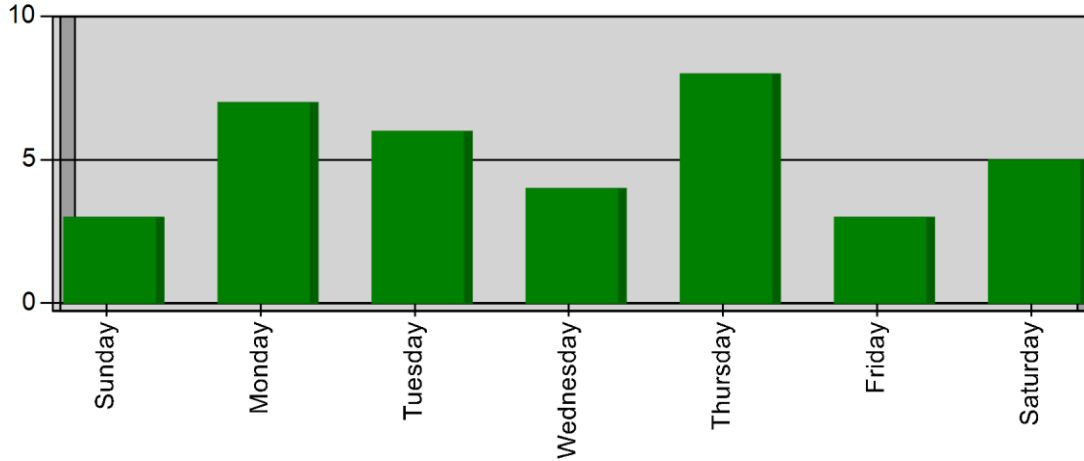
Bryan, OH

This report was generated on 11/13/2019 8:45:19 AM




Incidents by Day of the Week for Date Range

Start Incident Type: 100 | End Incident Type: 911 | Start Date: 10/01/2019 | End Date: 10/31/2019



DAY OF THE WEEK	# INCIDENTS
Sunday	3
Monday	7
Tuesday	6
Wednesday	4
Thursday	8
Friday	3
Saturday	5
TOTAL	36



emergencyreporting.com

Doc Id: 1284

Page # 1

Bryan Fire Department

Bryan, OH

This report was generated on 11/13/2019 9:00:56 AM



Count of Occupancies Inspected per Category Type and Subcategory per Inspection Type for Date Range

Start Date: 10/01/2019 | End Date: 10/31/2019

OCCUPANCY CATEGORY - SUBCATEGORY	COUNT
Assembly Group A	
A2 Food and Drink	
Annual	2
Total Number of Inspections per Category:	2
Business Group B	
Office	
Annual	1
Total Number of Inspections per Category:	1
Hotel/motel, commercial,	
Hotels, motels and boarding houses for more than 5	
Reinspection	1
Total Number of Inspections per Category:	1

Custom Report build. Inspections must be Completed to be counted.



Bryan Fire Department

Bryan, OH

This report was generated on 11/13/2019 9:08:42 AM



Non-Personnel Attendance per Event Type for Date Range

Event Categories: All Event Categories | Event Type(s): All Event Types | Start Date: 10/01/2019 | End Date: 10/31/2019

EVENT TYPE	DATE	EVENT NAME	CATEGORY	ATTENDING NON-PERSONNEL	TOTAL
Extinguisher Program					
	10/03/2019	Yangfeng	Public Relations / Education	Adult	30
Total Non-Personnel for Yangfeng:					30
	10/09/2019	Hillside	Public Relations / Education	Adult	8
				Adult	20
				Adult	12
				Adult	15
				Adult	14
				Adult	20
				Adult	10
				Adult	15
				Adult	10
Total Non-Personnel for Hillside:					124
	10/17/2019	Tru Fast	Public Relations / Education	Adult	160
				Adult	60
Total Non-Personnel for Tru Fast:					220
	10/28/2019	Ohio Art	Public Relations / Education	Adult	16
Total Non-Personnel for Ohio Art:					16

Only LOCKED Events Included. If an event does not have any Non-Personnel in attendance, then it will not be included on this report.



Bryan Fire Department

Bryan, OH

This report was generated on 11/13/2019 9:08:42 AM



Public Education

10/02/2019	FF Phil	Public Relations / Education	Children	50
			Adult	6
			Children	25
			Adult	6
			Children	650
			Adult	20
			Total Non-Personnel for FF Phil:	757
10/03/2019	Truck and Talk	Public Relations / Education	Children	15
			Adult	3
			Children	40
			Adult	6
			Total Non-Personnel for Truck and Talk	64
10/05/2019	Imagination Station Celebration	Public Relations / Education	Children	300
			Adult	150
			Total Non-Personnel for Imagination Station Celebration:	450
10/07/2019	Parks and Rec	Public Relations / Education	Children	15
			Adult	1
			Children	15
			Adult	1
			Children	15
			Adult	1

Only LOCKED Events Included. If an event does not have any Non-Personnel in attendance, then it will not be included on this report.



Bryan Fire Department

Bryan, OH

This report was generated on 11/13/2019 9:08:42 AM



Children	15
Adult	1

Total Non-Personnel for Parks and Rec: 64

Special Event

10/24/2019	YMCA Halloween	Public Relations / Education	
		Children	150
		Adult	50

Total Non-Personnel for YMCA Halloween: 200

10/25/2019	Seconds Count	Public Relations / Education	
		Children	135
		Adult	20

Total Non-Personnel for Seconds Count: 155

Grand Non-Personnel Total: 2080

Only LOCKED Events Included. If an event does not have any Non-Personnel in attendance, then it will not be included on this report.



Bryan Fire Department

Bryan, OH

This report was generated on 11/13/2019 9:23:52 AM



Count of Classes and People by Class Category with Class Hours and Man Hours for Date Range
 Passed/Failed: Both Passed and Failed | Start Date: 10/01/2019 | End Date: 10/31/2019

Academy				
	Class Count	Total Class Hours	Count of People	Total Man Hours
	1	1:30	2	3:00
	1	2:30	2	5:00
	1	9:00	5	45:00
	1	9:45	7	68:15
Total :	4	22:45	16	121:15

Administration Training				
	Class Count	Total Class Hours	Count of People	Total Man Hours
	1	1:00	2	2:00
	1	2:45	9	24:45
	1	7:00	2	14:00
Total :	3	10:45	13	40:45

EMS				
	Class Count	Total Class Hours	Count of People	Total Man Hours
	1	3:00	1	3:00
	2	6:30	2	6:30
	1	3:30	1	3:30
	1	3:45	1	3:45
	1	4:00	1	4:00
Total :	6	20:45	6	20:45

Fire Officer Training				
	Class Count	Total Class Hours	Count of People	Total Man Hours
	1	1:25	7	9:55
	10	80:00	20	160:00
Total :	11	81:25	27	169:55

Firefighter Training				
	Class Count	Total Class Hours	Count of People	Total Man Hours
	1	1:25	8	11:20
	4	6:00	30	45:00
Total :	5	7:25	38	56:20

Probationary Training				
	Class Count	Total Class Hours	Count of People	Total Man Hours
	1	0:45	2	1:30
	1	1:30	2	3:00
Total :	2	2:15	4	4:30

Special Operations Training

This report lists the actual count of Reviewed classes and the class hours, and the number of people who attended those classes and the total Man Hours for each Class Category. This report pulls training hours from the Training Code Hours field on the Info Page.



	Class Count	Total Class Hours	Count of People	Total Man Hours
	1	1:00	7	7:00
	2	3:00	12	18:00
	1	4:45	14	66:30
Total:	4	8:45	33	91:30
	Grand Total Class Count	Grand Total Class Hours	Grand Total People	Grand Total Man Hours
	35	154:05	137	505:00

This report lists the actual count of Reviewed classes and the class hours, and the number of people who attended those classes and the total Man Hours for each Class Category. This report pulls training hours from the Training Code Hours field on the Info Page.