



ACTIVITY REPORT

FOR MONTH ENDING FEBRUARY 29, 2020

FIRE CHIEF BRUCE R. SIDERS

A Letter from the Chief

February was a busy month for our firefighters with 42 calls for service. During this winter month, our firefighter responded to three calls for carbon monoxide. It is very important to have your gas heating appliances checked at least annually, to ensure that they are performing properly. Also, check and change the filter according to your furnace manufacturer directions.

Time change to Daylight Savings is coming up March 7. That is a good time to check your smoke detectors and CO detectors, and change the batteries. It is also a great time to talk with your family about what to do in case of a fire. Have a plan. Practice it. Make sure everyone knows what to do.

We continue to monitor the coronavirus situation just as you probably are. Your firefighters are prepared to respond in the event that this virus ends up visiting our area. As we said last month and continue to say and follow CDC guidelines, with all of the flus and colds going around this time of year, take time throughout the day and wash your hands with soap and water on a regular basis. It has been shown that soap and water is better than the sanitizers are. Although sanitizers work in a pinch, nothing beats soap and water. Just like preparing your family for fires, have a plan and be ready.

Your fire department is here to help. If you would like we can come to your home, help you look for those hidden hazards, help you and your family develop a plan and help keep your family safe. If you want us to come to your home, contact Assistant Fire Chief Doug Pool and set up an appointment.

Sincerely,

A handwritten signature in black ink, appearing to read "Bruce R. Siders". The signature is fluid and cursive, with the first name "Bruce" written in a larger, more prominent script than the last name "Siders".

Fire Chief Bruce R. Siders

Bryan Fire Department

Bryan, OH

This report was generated on 3/6/2020 8:23:59 AM



Incident Statistics

Start Date: 02/01/2020 | End Date: 02/29/2020

| INCIDENT COUNT | | | |
|--|---------------------------|-------------------------------|-----------------------------|
| INCIDENT TYPE | | # INCIDENTS | |
| EMS | | 16 | |
| FIRE | | 26 | |
| TOTAL | | 42 | |
| TOTAL TRANSPORTS (N2 and N3) | | | |
| APPARATUS | # of APPARATUS TRANSPORTS | # of PATIENT TRANSPORTS | TOTAL # of PATIENT CONTACTS |
| TOTAL | | | |
| PRE-INCIDENT VALUE | | LOSSES | |
| \$87,000.00 | | \$2,500.00 | |
| CO CHECKS | | | |
| 424 - Carbon monoxide incident | | 1 | |
| 746 - Carbon monoxide detector activation, no CO | | 2 | |
| TOTAL | | 3 | |
| MUTUAL AID | | | |
| Aid Type | | Total | |
| Aid Given | | 2 | |
| OVERLAPPING CALLS | | | |
| # OVERLAPPING | | % OVERLAPPING | |
| 3 | | 7.14 | |
| LIGHTS AND SIREN - AVERAGE RESPONSE TIME (Dispatch to Arrival) | | | |
| Station | EMS | FIRE | |
| Bryan Fire Department | 0:06:54 | 0:08:07 | |
| AVERAGE FOR ALL CALLS | | 0:07:55 | |
| LIGHTS AND SIREN - AVERAGE TURNOUT TIME (Dispatch to Enroute) | | | |
| Station | EMS | FIRE | |
| Bryan Fire Department | 0:03:32 | 0:03:38 | |
| AVERAGE FOR ALL CALLS | | 0:03:57 | |
| AGENCY | | AVERAGE TIME ON SCENE (MM:SS) | |
| Bryan Fire Department | | 30:07 | |

Only Reviewed Incidents included. CO Checks only includes Incident Types: 424, 736 and 734. # Apparatus Transports = # of incidents where apparatus transported. # Patient Transports = All patients transported by EMS. # Patient Contacts = # of PCR contacted by apparatus. This report now returns both NEMSIS 2 & 3 data as appropriate.

Bryan Fire Department

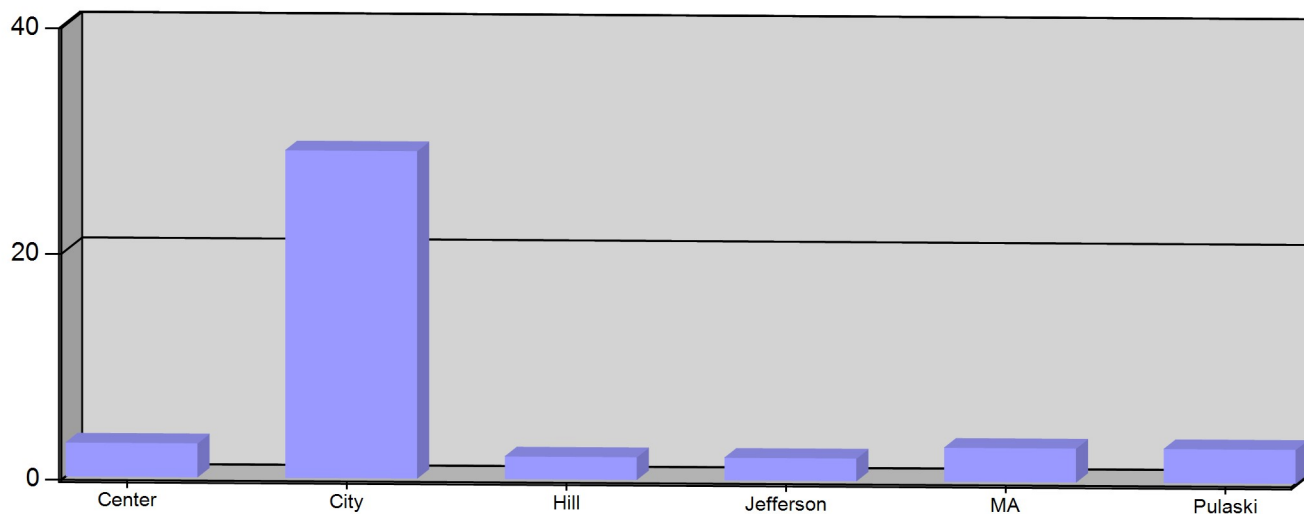
Bryan, OH

This report was generated on 3/6/2020 8:50:38 AM



Incident Count per Zone for Date Range

Start Date: 02/01/2020 | End Date: 02/29/2020



| ZONE | # INCIDENTS |
|---------------------------|-------------|
| Center - Center Twp | 3 |
| City - Bryan | 29 |
| Hill - Hillside | 2 |
| Jefferson - Jefferson Twp | 2 |
| MA - Mutual Aid | 3 |
| Pulaski - Pulaski Twp | 3 |
| TOTAL: | 42 |

Zone information is defined on the Basic Info 3 screen of an incident. Only REVIEWED incidents included. Archived Zones cannot be unarchived.

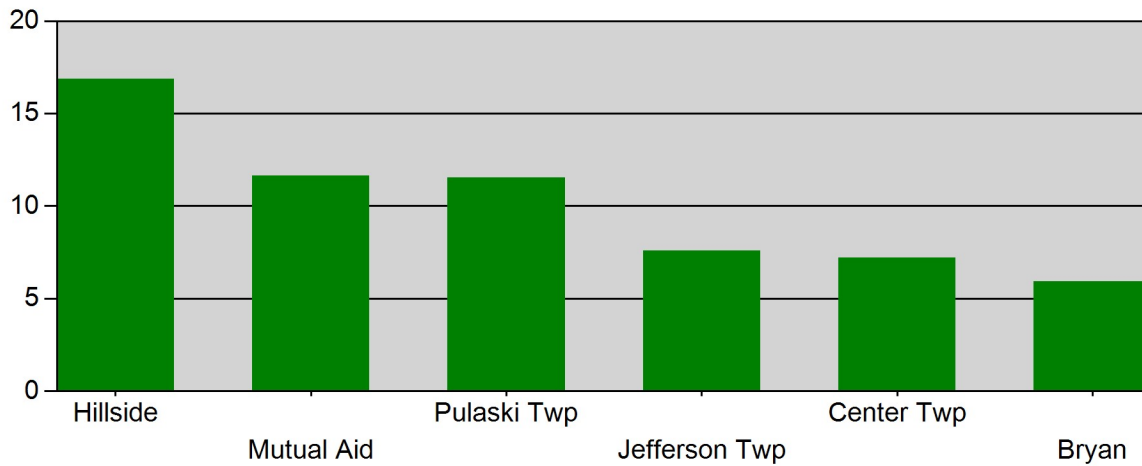
Bryan Fire Department

Bryan, OH

This report was generated on 3/6/2020 8:49:47 AM



Response Mode: Lights and Sirens | Start Date: 02/01/2020 | End Date: 02/29/2020



| Zone | AVERAGE RESPONSE TIME (in minutes) |
|---------------|------------------------------------|
| Hillside | 16.87 |
| Mutual Aid | 11.65 |
| Pulaski Twp | 11.54 |
| Jefferson Twp | 7.61 |
| Center Twp | 7.22 |
| Bryan | 5.93 |

Only REVIEWED incidents included. Response Time is Dispatched to Arrived. Includes all apparatus with arrival times. Excludes "Cancelled" apparatus.



**EMERGENCY
REPORTING**

emergencyreporting.com

Doc Id: 342

Page # 1 of 1

Bryan Fire Department

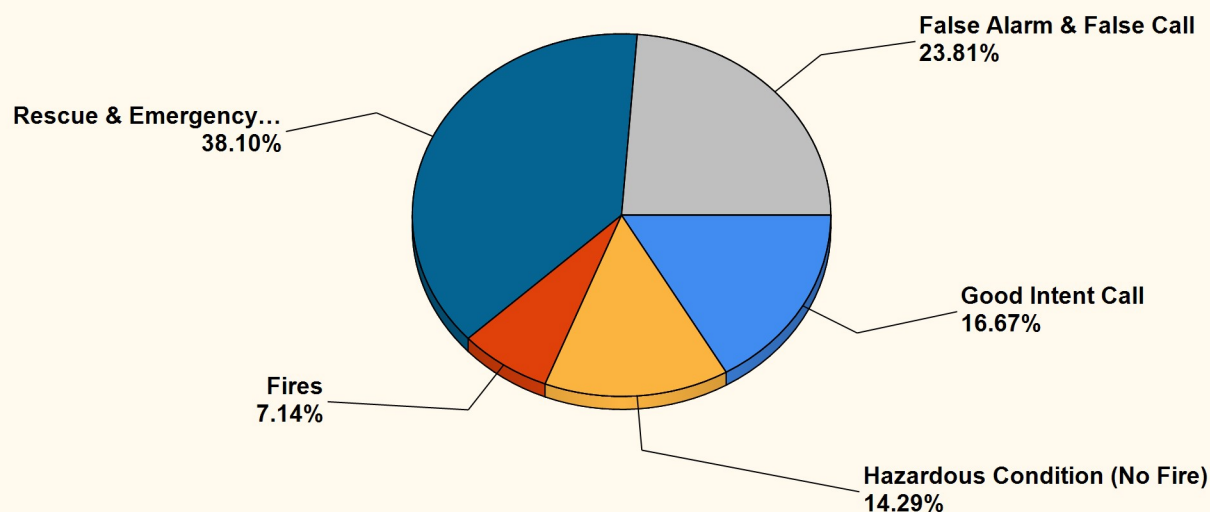
Bryan, OH

This report was generated on 3/6/2020 8:48:48 AM



Breakdown by Major Incident Types for Date Range

Zone(s): All Zones | Start Date: 02/01/2020 | End Date: 02/29/2020



| MAJOR INCIDENT TYPE | # INCIDENTS | % of TOTAL |
|------------------------------------|-------------|----------------|
| Fires | 3 | 7.14% |
| Rescue & Emergency Medical Service | 16 | 38.10% |
| Hazardous Condition (No Fire) | 6 | 14.29% |
| Good Intent Call | 7 | 16.67% |
| False Alarm & False Call | 10 | 23.81% |
| TOTAL | 42 | 100.00% |

Only REVIEWED incidents included. Summary results for a major incident type are not displayed if the count is zero. Does not include Imported data.

Detailed Breakdown by Incident Type

| INCIDENT TYPE | # INCIDENTS | % of TOTAL |
|--|-------------|----------------|
| 111 - Building fire | 3 | 7.14% |
| 311 - Medical assist, assist EMS crew | 7 | 16.67% |
| 321 - EMS call, excluding vehicle accident with injury | 3 | 7.14% |
| 322 - Motor vehicle accident with injuries | 3 | 7.14% |
| 324 - Motor vehicle accident with no injuries. | 2 | 4.76% |
| 352 - Extrication of victim(s) from vehicle | 1 | 2.38% |
| 411 - Gasoline or other flammable liquid spill | 2 | 4.76% |
| 412 - Gas leak (natural gas or LPG) | 2 | 4.76% |
| 424 - Carbon monoxide incident | 1 | 2.38% |
| 440 - Electrical wiring/equipment problem, other | 1 | 2.38% |
| 611 - Dispatched & cancelled en route | 5 | 11.90% |
| 651 - Smoke scare, odor of smoke | 1 | 2.38% |
| 671 - HazMat release investigation w/no HazMat | 1 | 2.38% |
| 713 - Telephone, malicious false alarm | 1 | 2.38% |
| 731 - Sprinkler activation due to malfunction | 1 | 2.38% |
| 733 - Smoke detector activation due to malfunction | 3 | 7.14% |
| 735 - Alarm system sounded due to malfunction | 1 | 2.38% |
| 745 - Alarm system activation, no fire - unintentional | 2 | 4.76% |
| 746 - Carbon monoxide detector activation, no CO | 2 | 4.76% |
| TOTAL INCIDENTS: | 42 | 100.00% |

Only REVIEWED incidents included. Summary results for a major incident type are not displayed if the count is zero. Does not include Imported data.

Bryan Fire Department

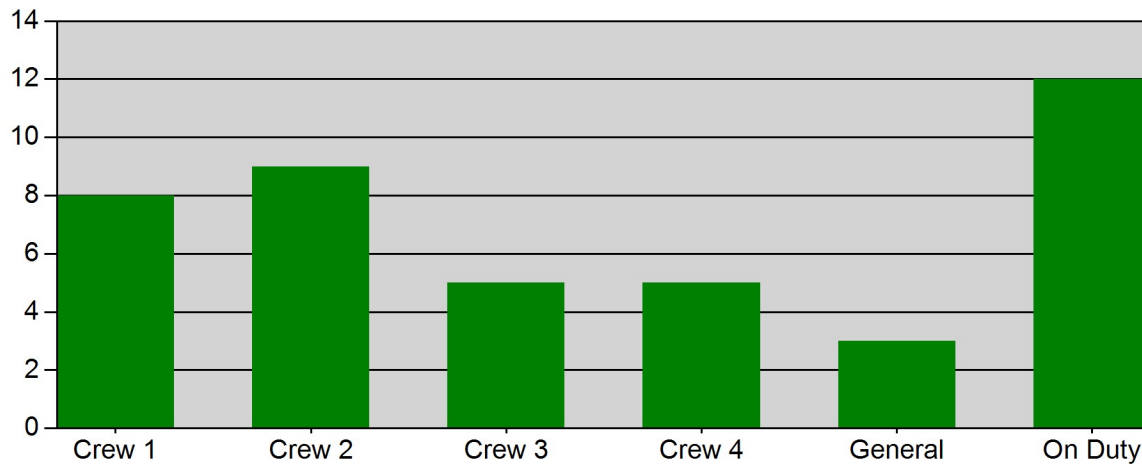
Bryan, OH

This report was generated on 3/6/2020 8:53:28 AM



Incidents by Shift for Date Range

Start Date: 02/01/2020 | End Date: 02/29/2020



| SHIFT | # INCIDENTS |
|---------|-------------|
| Crew 1 | 8 |
| Crew 2 | 9 |
| Crew 3 | 5 |
| Crew 4 | 5 |
| General | 3 |
| On Duty | 12 |

TOTAL: 42

Incidents with multiple EXPOSURES, with distinct stations, may create a slight difference between the report total and total number of actual incidents for the DATE RANGE provided. The totals reflect the # INCIDENTS each STATION was assigned. Only REVIEWED incidents included.



**EMERGENCY
REPORTING**

emergencyreporting.com

Doc Id: 27

Page # 1

Bryan Fire Department

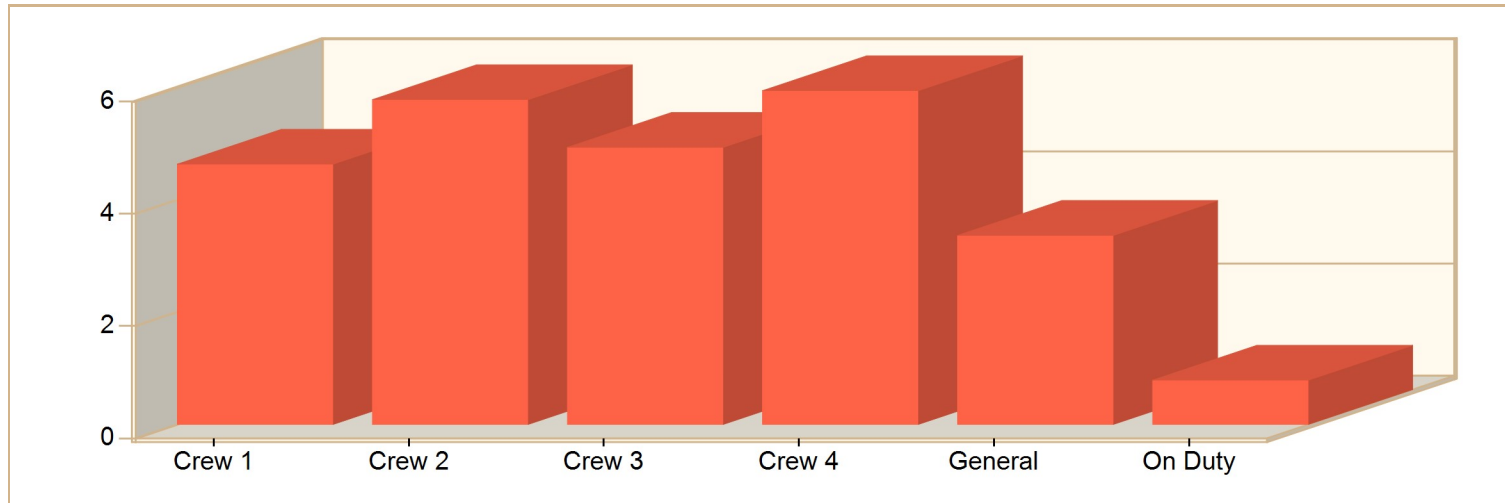
Bryan, OH

This report was generated on 3/6/2020 8:47:41 AM



Average Turnout Time per Shift for Date Range

Start Date: 02/01/2020 | End Date: 02/29/2020



| SHIFT | AVERAGE TURNOUT TIME as MM:SS (Dispatch to Enroute) |
|---------|---|
| Crew 1 | 4:38 |
| Crew 2 | 5:47 |
| Crew 3 | 4:56 |
| Crew 4 | 5:57 |
| General | 3:22 |
| On Duty | 0:47 |

Committed time (minutes) is the difference between the DISPATCH and ENROUTE time of Basic Info 4. Only REVIEWED incidents included.

Bryan Fire Department

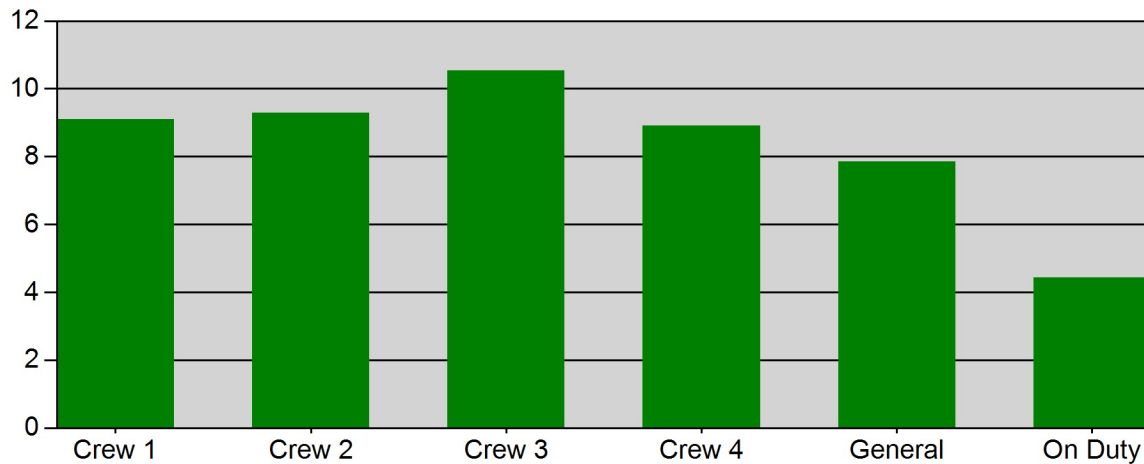
Bryan, OH

This report was generated on 3/6/2020 8:52:05 AM



Average Response Time per Shift for Response Mode for Date Range

Response Mode to Scene: Lights and Sirens | Start Date: 02/01/2020 | End Date: 02/29/2020



| SHIFT | AVERAGE RESPONSE TIME in minutes (Dispatch to Arrived) |
|---------|---|
| Crew 1 | 9.10 |
| Crew 2 | 9.29 |
| Crew 3 | 10.54 |
| Crew 4 | 8.91 |
| General | 7.85 |
| On Duty | 4.44 |

Average Response Time calculated from DISPATCH and ARRIVED times. Only REVIEWED Incidents are included.

Bryan Fire Department

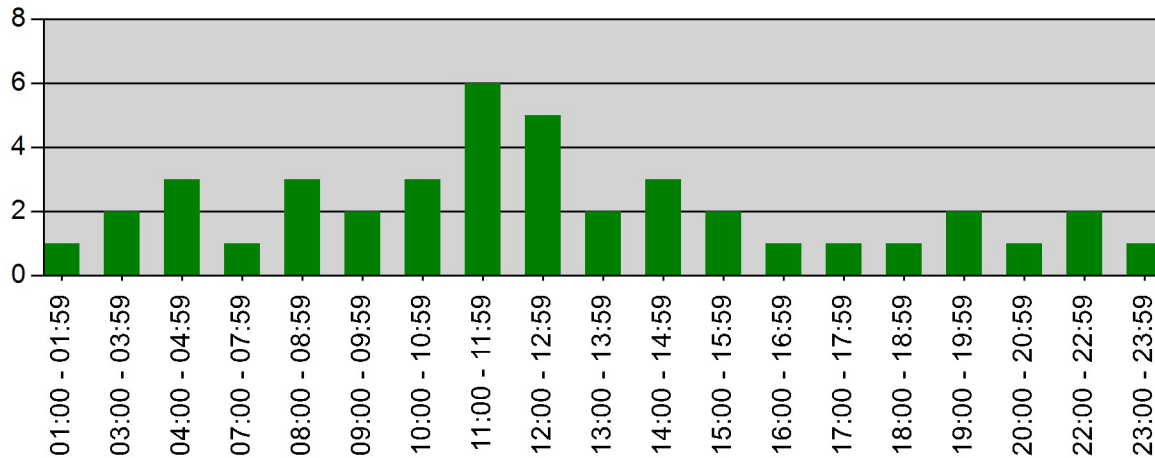
Bryan, OH

This report was generated on 3/6/2020 8:54:14 AM



Incidents by Hour for Date Range

Start Date: 02/01/2020 | End Date: 02/29/2020



| Hour | # of CALLS |
|---------------|------------|
| 01:00 - 01:59 | 1 |
| 03:00 - 03:59 | 2 |
| 04:00 - 04:59 | 3 |
| 07:00 - 07:59 | 1 |
| 08:00 - 08:59 | 3 |
| 09:00 - 09:59 | 2 |
| 10:00 - 10:59 | 3 |
| 11:00 - 11:59 | 6 |
| 12:00 - 12:59 | 5 |
| 13:00 - 13:59 | 2 |
| 14:00 - 14:59 | 3 |
| 15:00 - 15:59 | 2 |
| 16:00 - 16:59 | 1 |
| 17:00 - 17:59 | 1 |
| 18:00 - 18:59 | 1 |
| 19:00 - 19:59 | 2 |
| 20:00 - 20:59 | 1 |
| 22:00 - 22:59 | 2 |

Only REVIEWED incidents included



**EMERGENCY
REPORTING**

emergencyreporting.com

Doc Id: 19

Page # 1

| HOUR | # of CALLS |
|---------------|------------|
| 23:00 - 23:59 | 1 |

Only REVIEWED incidents included



**EMERGENCY
REPORTING**

emergencyreporting.com

Doc Id: 19

Page # 2

Bryan Fire Department

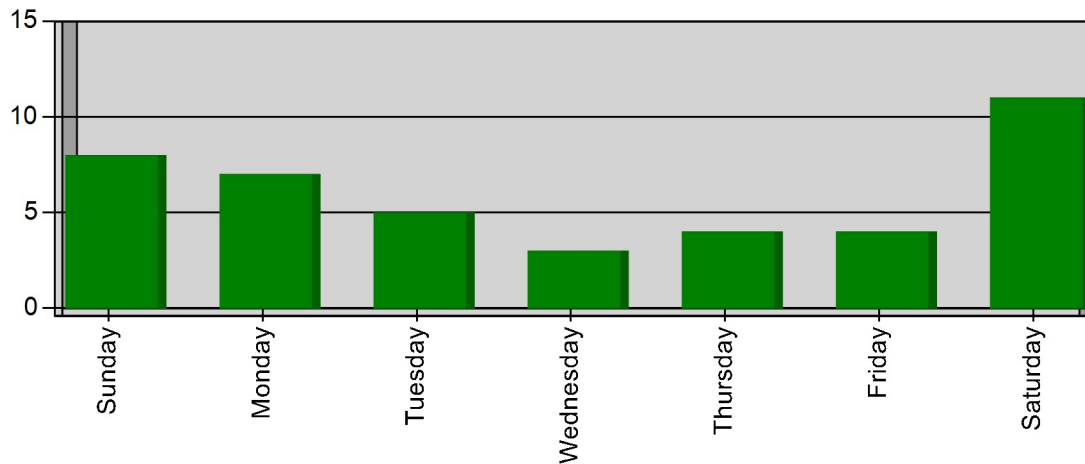
Bryan, OH

This report was generated on 3/6/2020 8:27:53 AM



Incidents by Day of the Week for Date Range

Start Incident Type: 100 | End Incident Type: 911 | Start Date: 02/01/2020 | End Date: 02/29/2020



| DAY OF THE WEEK | # INCIDENTS |
|-----------------|-------------|
| Sunday | 8 |
| Monday | 7 |
| Tuesday | 5 |
| Wednesday | 3 |
| Thursday | 4 |
| Friday | 4 |
| Saturday | 11 |
| TOTAL | 42 |



**EMERGENCY
REPORTING**

emergencyreporting.com

Doc Id: 1284

Page # 1

Bryan Fire Department

Bryan, OH

This report was generated on 3/6/2020 8:22:08 AM



Count of Occupancies Inspected per Category Type and Subcategory per Inspection Type for Date Range

Start Date: 02/01/2020 | End Date: 02/29/2020

| OCCUPANCY CATEGORY - SUBCATEGORY | COUNT |
|--|-------|
| Assembly Group A | |
| A2 Food and Drink | |
| Reinspection | 1 |
| Scheduled | 1 |
| Total Number of Inspections per Category: | 2 |
| Business Group B | |
| Office | |
| Fire Protection \ Alarm System Test | 1 |
| Pre-Plan | 1 |
| Total Number of Inspections per Category: | 2 |
| Educational Group E | |
| Daycare with more than 5 children age 2.5 or older Group E | |
| Annual | 1 |
| Total Number of Inspections per Category: | 1 |
| Factory Industrial Group F | |
| F1 Moderate-hazard | |
| Plan Review | 1 |
| Total Number of Inspections per Category: | 1 |

Custom Report build. Inspections must be Completed to be counted.

Bryan Fire Department

Bryan, OH

This report was generated on 3/6/2020 8:25:15 AM



Count of Classes and People by Class Category with Class Hours and Man Hours for Date Range
Passed/Failed: Both Passed and Failed | Start Date: 02/01/2020 | End Date: 02/29/2020

Academy

| | Class Count | Total Class Hours | Count of People | Total Man Hours |
|---------|-------------|-------------------|-----------------|-----------------|
| | 1 | 2:30 | 3 | 7:30 |
| | 1 | 4:30 | 5 | 22:30 |
| | 1 | 5:00 | 13 | 65:00 |
| | 1 | 5:30 | 2 | 11:00 |
| Total : | 4 | 17:30 | 23 | 106:00 |

EMS

| | Class Count | Total Class Hours | Count of People | Total Man Hours |
|---------|-------------|-------------------|-----------------|-----------------|
| | 1 | 1:00 | 1 | 1:00 |
| | 4 | 5:00 | 51 | 63:45 |
| | 3 | 4:30 | 23 | 34:30 |
| | 1 | 1:45 | 9 | 15:45 |
| | 2 | 4:00 | 9 | 18:00 |
| | 1 | 3:00 | 1 | 3:00 |
| | 1 | 3:30 | 1 | 3:30 |
| | 2 | 8:00 | 2 | 8:00 |
| | 1 | 4:15 | 1 | 4:15 |
| | 1 | 4:30 | 1 | 4:30 |
| Total : | 17 | 39:30 | 99 | 156:15 |

Fire Officer Training

| | Class Count | Total Class Hours | Count of People | Total Man Hours |
|---------|-------------|-------------------|-----------------|-----------------|
| | 1 | 5:00 | 1 | 5:00 |
| Total : | 1 | 5:00 | 1 | 5:00 |

Firefighter Training

| | Class Count | Total Class Hours | Count of People | Total Man Hours |
|---------|-------------|-------------------|-----------------|-----------------|
| | 1 | 0:30 | 10 | 5:00 |
| | 1 | 0:45 | 1 | 0:45 |
| | 3 | 3:00 | 3 | 3:00 |
| | 1 | 3:45 | 6 | 22:30 |
| | 1 | 5:00 | 3 | 15:00 |
| | 5 | 40:00 | 5 | 40:00 |
| Total : | 12 | 53:00 | 28 | 86:15 |

Probationary Training

| | Class Count | Total Class Hours | Count of People | Total Man Hours |
|---------|-------------|-------------------|-----------------|-----------------|
| | 1 | 0:30 | 2 | 1:00 |
| | 1 | 3:00 | 1 | 3:00 |
| Total : | 2 | 3:30 | 3 | 4:00 |

This report lists the actual count of Reviewed classes and the class hours, and the number of people who attended those classes and the total Man Hours for each Class Category. This report pulls training hours from the Training Code Hours field on the Info Page.

| | Grand Total Class Count | Grand Total Class Hours | Grand Total People | Grand Total Man Hours |
|--|-------------------------|-------------------------|--------------------|-----------------------|
| | 36 | 118:30 | 154 | 357:30 |

This report lists the actual count of Reviewed classes and the class hours, and the number of people who attended those classes and the total Man Hours for each Class Category. This report pulls training hours from the Training Code Hours field on the Info Page.