

DECEMBER 1, 2019



ACTIVITY REPORT

FOR MONTH ENDING NOVEMBER 30, 2019

FIRE CHIEF BRUCE R. SIDERS

A Letter from the Chief

As we begin the Christmas season time with family and friends begin to happen, decorations and celebrations are going on. During this time, let us take a moment and remember the reason for this time of year. Also, as we are placing decorations on and around our homes and on the tree, please be mindful of the following items:

- Only use decorations that are flame-retardant or not flammable.
- Check holiday lights each year for frayed wires or excessive wear.
- Never leave a burning candle unattended.
- Consider using battery-operated flameless candles.
- Keep your live Christmas tree away from heat sources and room exits.
- Water your live Christmas tree daily to keep it from becoming dry.

Your firefighters want you to have a safe and joyous Christmas time. Thank you for taking time out of your busy schedule to review our activity report for the month of November. In the following pages you will find the activity for your fire department for November. As we look back on November we are thankful that this past month we had a relatively safe and quite month.

Our firefighters assisted with the Santa parade on the Friday after Thanksgiving. We want to thank everyone who has a part in making this parade a safe and fun event for everyone and to begin the Christmas season.

Our firefighters are continuing to train and prepare for emergency events throughout the month of December, to ensure that we are able to respond to your needs in a time of an emergency.

Please have a very Merry Christmas.

Sincerely,

A handwritten signature in black ink, appearing to read "Bruce R. Siders". The signature is stylized with a large, looped "B" and "S".

Fire Chief Bruce R. Siders

Bryan Fire Department

Bryan, OH

This report was generated on 12/9/2019 10:59:41 AM



Incident Statistics

Start Date: 11/01/2019 | End Date: 11/30/2019

INCIDENT COUNT			
INCIDENT TYPE		# INCIDENTS	
EMS		9	
FIRE		19	
TOTAL		28	
TOTAL TRANSPORTS (N2 and N3)			
APPARATUS	# of APPARATUS TRANSPORTS	# of PATIENT TRANSPORTS	TOTAL # of PATIENT CONTACTS
TOTAL			
PRE-INCIDENT VALUE		LOSSES	
\$93,500.00		\$39,000.00	
CO CHECKS			
736 - CO detector activation due to malfunction		1	
TOTAL		1	
MUTUAL AID			
Aid Type		Total	
Aid Received		2	
OVERLAPPING CALLS			
# OVERLAPPING		% OVERLAPPING	
4		14.29	
LIGHTS AND SIREN - AVERAGE RESPONSE TIME (Dispatch to Arrival)			
Station	EMS	FIRE	
Bryan Fire Department	0:08:01	0:08:04	
AVERAGE FOR ALL CALLS		0:08:03	
LIGHTS AND SIREN - AVERAGE TURNOUT TIME (Dispatch to Enroute)			
Station	EMS	FIRE	
Bryan Fire Department	0:03:08	0:03:56	
AVERAGE FOR ALL CALLS		0:03:37	
AGENCY		AVERAGE TIME ON SCENE (MM:SS)	
Bryan Fire Department		53:04	

Only Reviewed Incidents included. CO Checks only includes Incident Types: 424, 736 and 734. # Apparatus Transports = # of incidents where apparatus transported. # Patient Transports = # of PCR with disposition "Treated, Transported by EMS". # Patient Contacts = # of PCR contacted by apparatus. This report now returns both NEMSIS 2 & 3 data as appropriate.



EMERGENCY REPORTING™
emergencyreporting.com
Doc Id: 1645
Page # 1 of 1

Bryan Fire Department

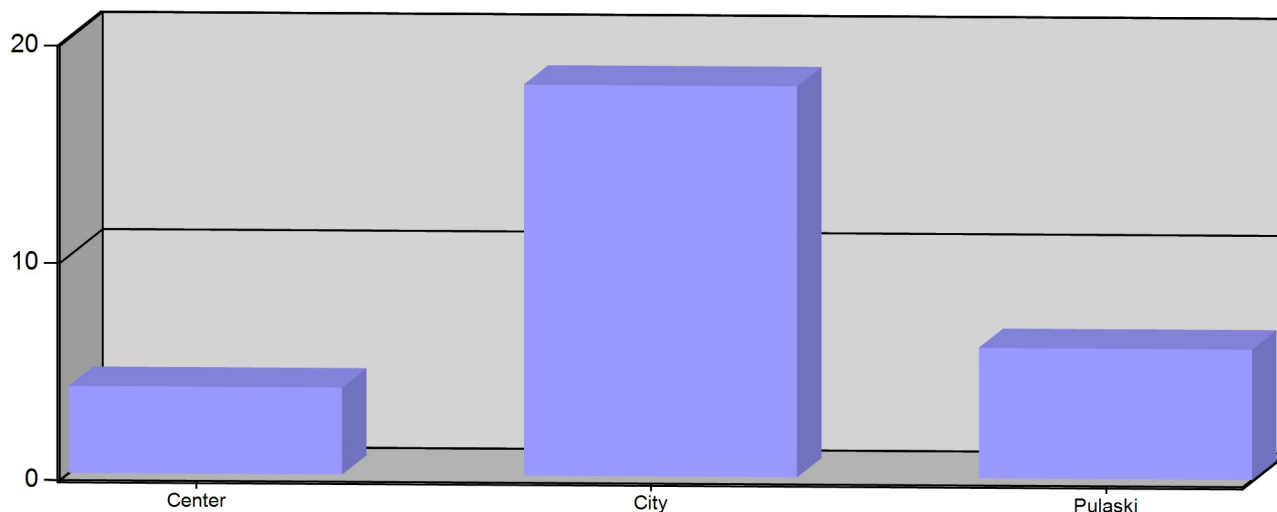
Bryan, OH

This report was generated on 12/9/2019 11:04:20 AM



Incident Count per Zone for Date Range

Start Date: 11/01/2019 | End Date: 11/30/2019



ZONE	# INCIDENTS
Center - Center Twp	4
City - Bryan	18
Pulaski - Pulaski Twp	6
TOTAL:	28

Zone information is defined on the Basic Info 3 screen of an incident. Only REVIEWED incidents included.
Archived Zones cannot be unarchived.

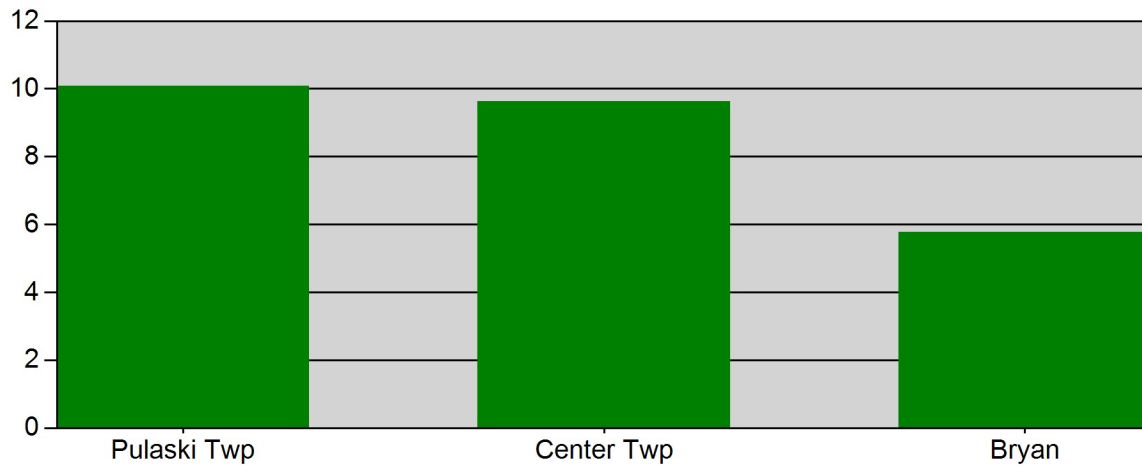
Bryan Fire Department

Bryan, OH

This report was generated on 12/9/2019 11:03:25 AM



Response Mode: Lights and Sirens | Start Date: 11/01/2019 | End Date: 11/30/2019



Zone	AVERAGE RESPONSE TIME (in minutes)
Pulaski Twp	10.09
Center Twp	9.63
Bryan	5.78

Only REVIEWED incidents included. Response Time is Dispatched to Arrived.
Includes all apparatus with arrival times. Excludes "Cancelled" apparatus.



**EMERGENCY
REPORTING**

emergencyreporting.com

Doc Id: 342

Page # 1 of 1

Bryan Fire Department

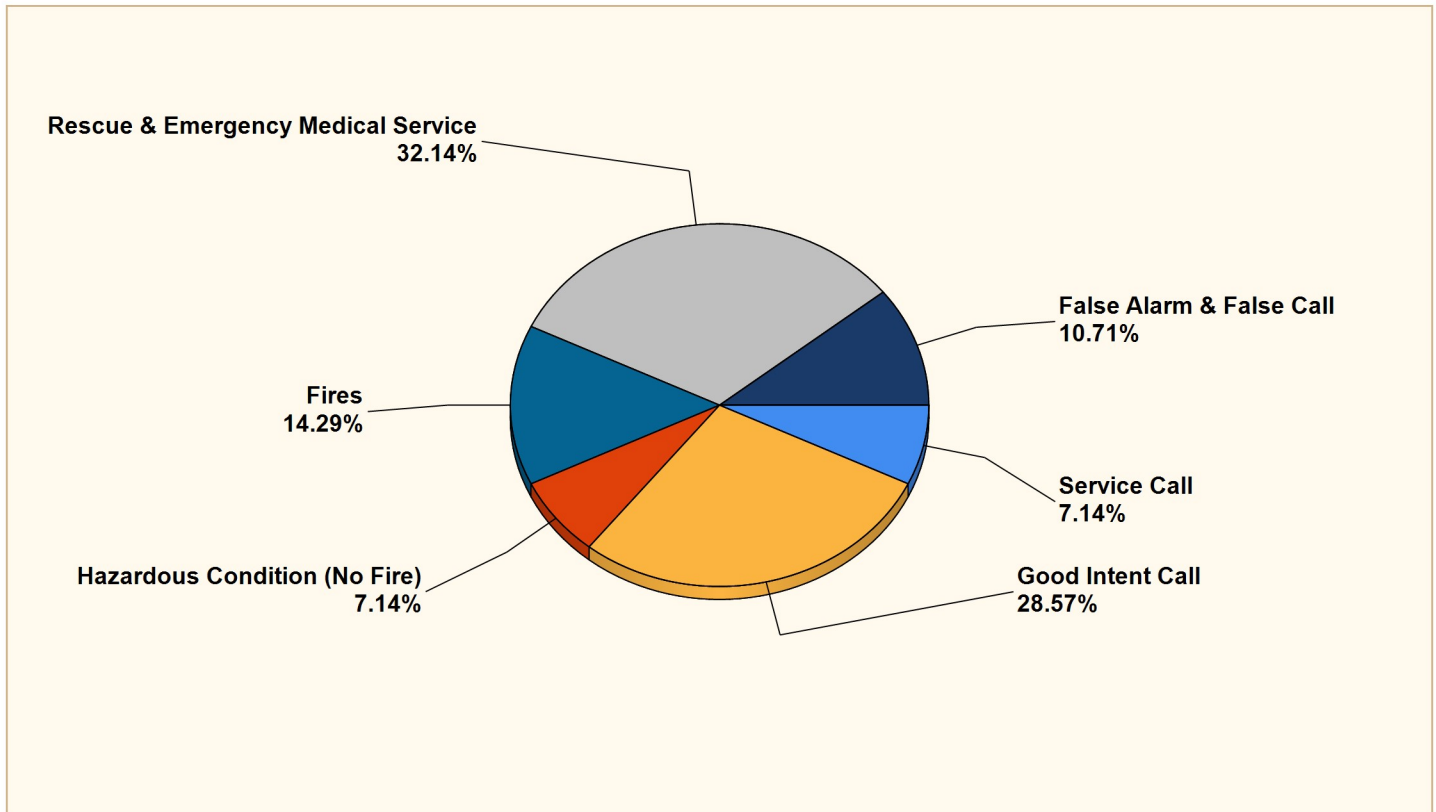
Bryan, OH

This report was generated on 12/9/2019 11:02:40 AM



Breakdown by Major Incident Types for Date Range

Zone(s): All Zones | Start Date: 11/01/2019 | End Date: 11/30/2019



MAJOR INCIDENT TYPE	# INCIDENTS	% of TOTAL
Fires	4	14.29%
Rescue & Emergency Medical Service	9	32.14%
Hazardous Condition (No Fire)	2	7.14%
Service Call	2	7.14%
Good Intent Call	8	28.57%
False Alarm & False Call	3	10.71%
TOTAL	28	100.00%

Only REVIEWED incidents included. Summary results for a major incident type are not displayed if the count is zero. Does not include Imported data.

Detailed Breakdown by Incident Type

INCIDENT TYPE	# INCIDENTS	% of TOTAL
111 - Building fire	2	7.14%
113 - Cooking fire, confined to container	1	3.57%
162 - Outside equipment fire	1	3.57%
311 - Medical assist, assist EMS crew	1	3.57%
321 - EMS call, excluding vehicle accident with injury	1	3.57%
322 - Motor vehicle accident with injuries	4	14.29%
323 - Motor vehicle/pedestrian accident (MV Ped)	1	3.57%
324 - Motor vehicle accident with no injuries.	2	7.14%
411 - Gasoline or other flammable liquid spill	1	3.57%
423 - Refrigeration leak	1	3.57%
551 - Assist police or other governmental agency	1	3.57%
561 - Unauthorized burning	1	3.57%
611 - Dispatched & cancelled en route	2	7.14%
622 - No incident found on arrival at dispatch address	2	7.14%
651 - Smoke scare, odor of smoke	1	3.57%
652 - Steam, vapor, fog or dust thought to be smoke	1	3.57%
671 - HazMat release investigation w/no HazMat	2	7.14%
733 - Smoke detector activation due to malfunction	1	3.57%
735 - Alarm system sounded due to malfunction	1	3.57%
736 - CO detector activation due to malfunction	1	3.57%
TOTAL INCIDENTS:	28	100.00%

Only REVIEWED incidents included. Summary results for a major incident type are not displayed if the count is zero. Does not include Imported data.

Bryan Fire Department

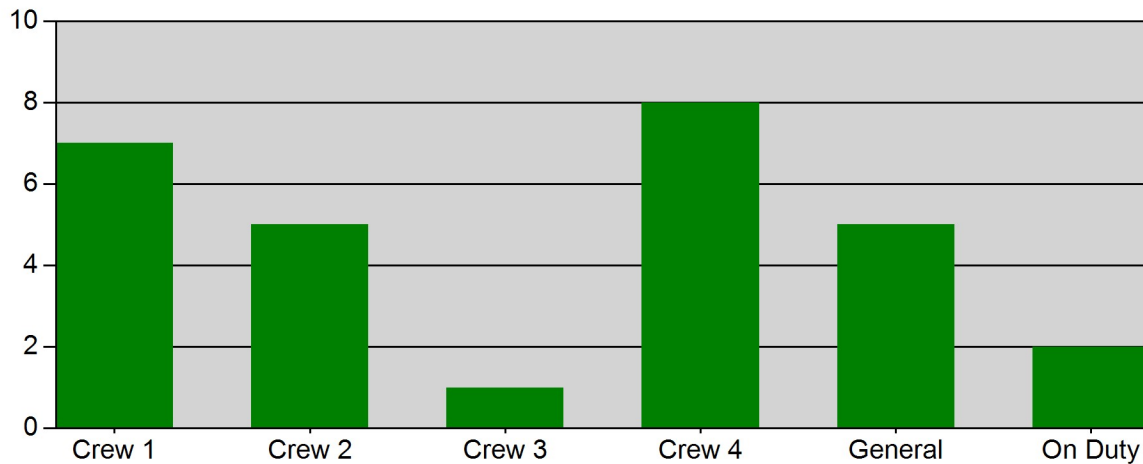
Bryan, OH

This report was generated on 12/9/2019 11:07:13 AM



Incidents by Shift for Date Range

Start Date: 11/01/2019 | End Date: 11/30/2019



SHIFT	# INCIDENTS
Crew 1	7
Crew 2	5
Crew 3	1
Crew 4	8
General	5
On Duty	2

TOTAL: 28

Incidents with multiple EXPOSURES, with distinct stations, may create a slight difference between the report total and total number of actual incidents for the DATE RANGE provided. The totals reflect the # INCIDENTS each STATION was assigned. Only REVIEWED incidents included.



**EMERGENCY
REPORTING**

emergencyreporting.com

Doc Id: 27

Page # 1

Bryan Fire Department

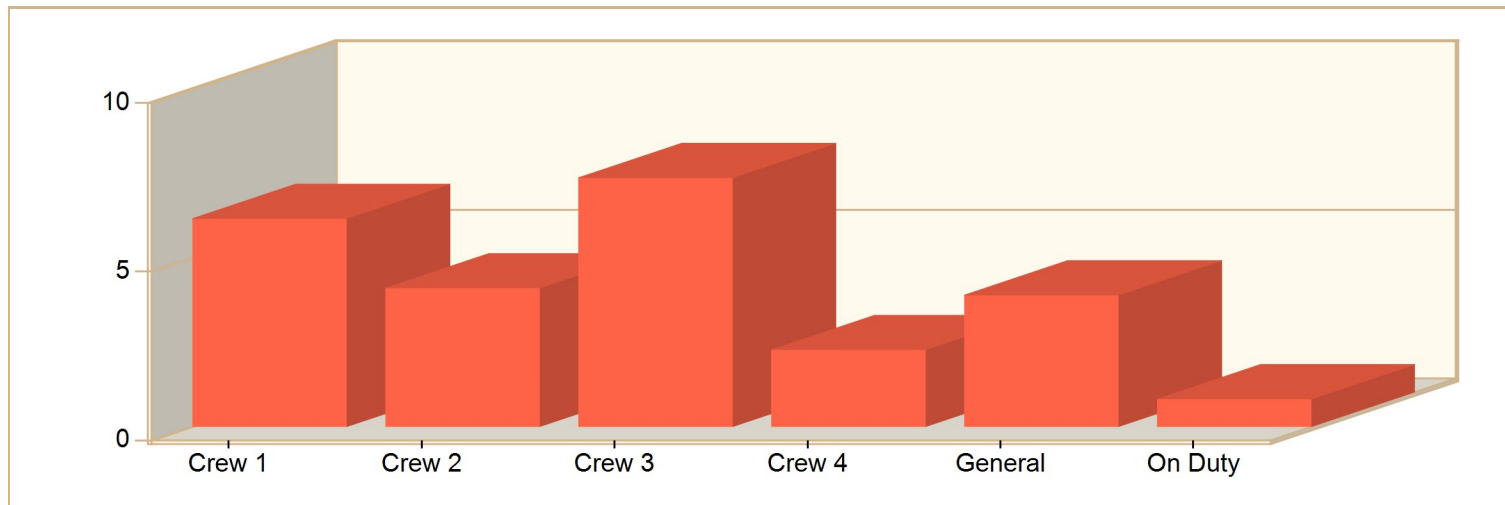
Bryan, OH

This report was generated on 12/9/2019 11:01:54 AM



Average Turnout Time per Shift for Date Range

Start Date: 11/01/2019 | End Date: 11/30/2019



SHIFT	AVERAGE TURNOUT TIME as MM:SS (Dispatch to Enroute)
Crew 1	6:10
Crew 2	4:07
Crew 3	7:23
Crew 4	2:17
General	3:54
On Duty	0:49

Committed time (minutes) is the difference between the DISPATCH and ENROUTE time of Basic Info 4. Only REVIEWED incidents included.

Bryan Fire Department

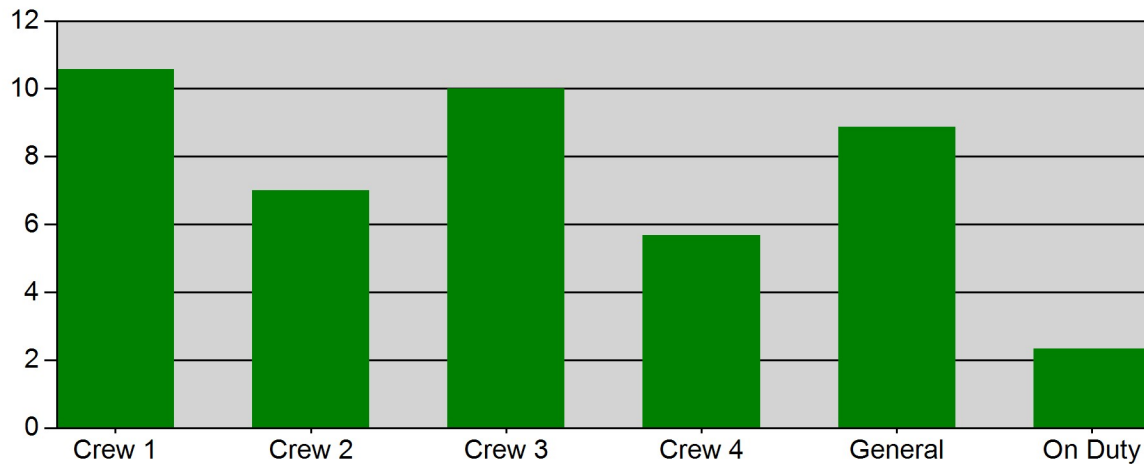
Bryan, OH

This report was generated on 12/9/2019 11:06:20 AM



Average Response Time per Shift for Response Mode for Date Range

Response Mode to Scene: Lights and Sirens | Start Date: 11/01/2019 | End Date: 11/30/2019



SHIFT	AVERAGE RESPONSE TIME in minutes (Dispatch to Arrived)
Crew 1	10.57
Crew 2	7.00
Crew 3	10.00
Crew 4	5.69
General	8.88
On Duty	2.35

Average Response Time calculated from DISPATCH and ARRIVED times. Only REVIEWED Incidents are included.



**EMERGENCY
REPORTING**

emergencyreporting.com

Doc Id: 52

Page # 1

Bryan Fire Department

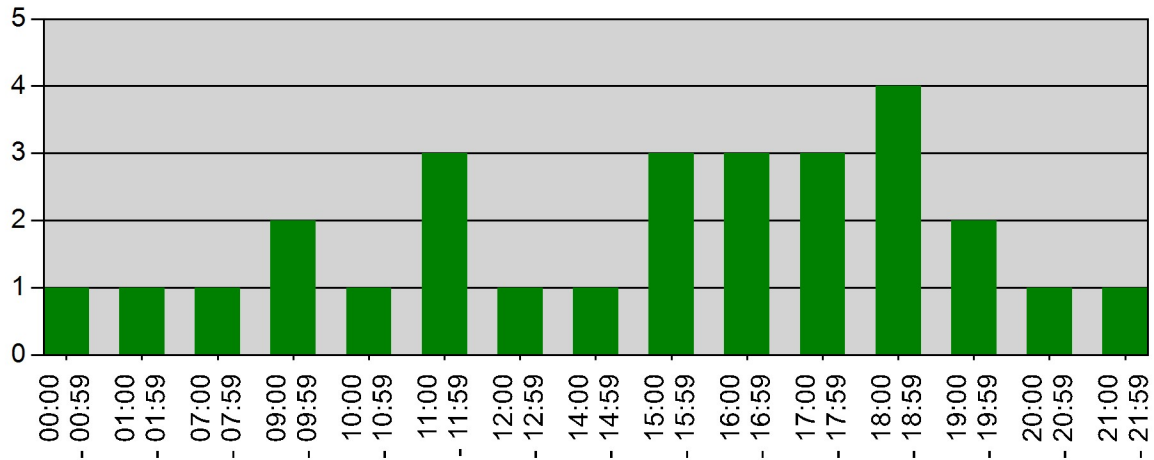
Bryan, OH

This report was generated on 12/9/2019 11:08:00 AM



Incidents by Hour for Zone for Date Range

Zone: All Zones | Start Date: 11/01/2019 | End Date: 11/30/2019



TIME	COUNT
00:00 - 00:59	1
01:00 - 01:59	1
07:00 - 07:59	1
09:00 - 09:59	2
10:00 - 10:59	1
11:00 - 11:59	3
12:00 - 12:59	1
14:00 - 14:59	1
15:00 - 15:59	3
16:00 - 16:59	3
17:00 - 17:59	3
18:00 - 18:59	4
19:00 - 19:59	2
20:00 - 20:59	1
21:00 - 21:59	1

Only REVIEWED incidents included



**EMERGENCY
REPORTING**

emergencyreporting.com

Doc Id: 9

Page # 1

Bryan Fire Department

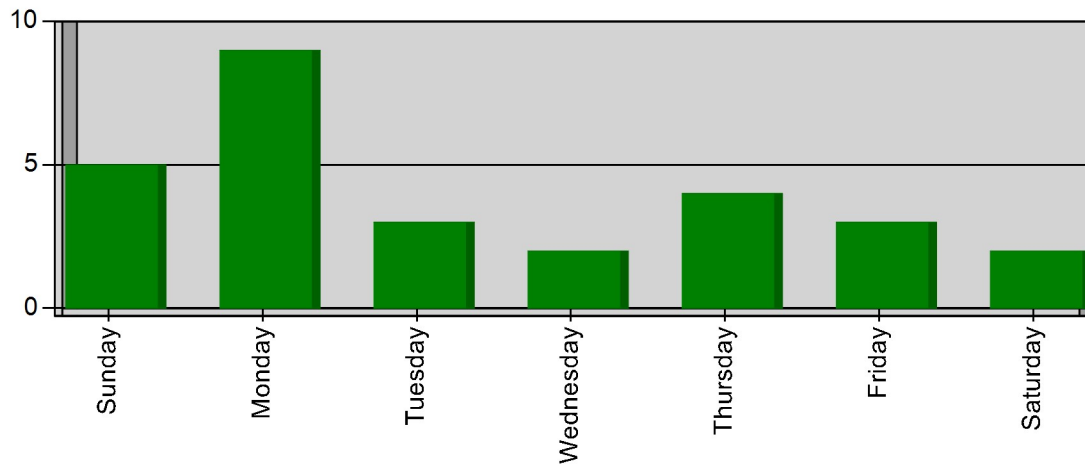
Bryan, OH

This report was generated on 12/9/2019 11:00:48 AM



Incidents by Day of the Week for Date Range

Start Incident Type: 100 | End Incident Type: 911 | Start Date: 11/01/2019 | End Date: 11/30/2019



DAY OF THE WEEK	# INCIDENTS
Sunday	5
Monday	9
Tuesday	3
Wednesday	2
Thursday	4
Friday	3
Saturday	2
TOTAL	28



**EMERGENCY
REPORTING**

emergencyreporting.com

Doc Id: 1284

Page # 1

Bryan Fire Department

Bryan, OH

This report was generated on 12/9/2019 10:59:12 AM



Count of Occupancies Inspected per Category Type and Subcategory per Inspection Type for Date Range

Start Date: 11/01/2019 | End Date: 11/30/2019

OCCUPANCY CATEGORY - SUBCATEGORY	COUNT
Assembly Group A	
A2 Food and Drink	
Reinspection	3
Scheduled	1
Total Number of Inspections per Category:	4
Mercantile Group M	
Service Stations	
UST	1
Total Number of Inspections per Category:	1
Residential 1,2,3 Family Dwelling	
Residential 1,2 and 3 Family Dwelling	
Foster Care/Adoption	1
Total Number of Inspections per Category:	1
Storage Group S	
S1 Moderate-hazard (Car Garages)	
Plan Review	1
Total Number of Inspections per Category:	1

Custom Report build. Inspections must be Completed to be counted.



**EMERGENCY
REPORTING**

emergencyreporting.com

Doc Id: 1752

Page # 1 of 1

Bryan Fire Department

Bryan, OH

This report was generated on 12/9/2019 10:58:22 AM



Non-Personnel Attendance per Event Type for Date Range

Event Categories: All Event Categories | Event Type(s): All Event Types | Start Date: 11/01/2019 | End Date: 11/30/2019

EVENT TYPE	DATE	EVENT NAME	CATEGORY	ATTENDING NON-PERSONNEL	TOTAL
Extinguisher Program					
	11/06/2019	TPL	Public Relations / Education	Adult	6
Total Non-Personnel for TPL:					6
Station Tour					
	11/08/2019	Tour	Public Relations / Education	Children	9
				Adult	1
Total Non-Personnel for Tour:					10
Grand Non-Personnel Total:					16

Only LOCKED Events Included. If an event does not have any Non-Personnel in attendance, then it will not be included on this report.

Bryan Fire Department

Bryan, OH

This report was generated on 12/9/2019 11:00:13 AM



Count of Classes and People by Class Category with Class Hours and Man Hours for Date Range
Passed/Failed: Both Passed and Failed | Start Date: 11/01/2019 | End Date: 11/30/2019

Academy

	Class Count	Total Class Hours	Count of People	Total Man Hours
	2	14:00	19	133:00
	1	7:45	7	54:15
	1	8:00	9	72:00
Total :	4	29:45	35	259:15

EMS

	Class Count	Total Class Hours	Count of People	Total Man Hours
	1	1:00	7	7:00
	1	1:30	1	1:30
	1	2:00	2	4:00
	2	7:00	2	7:00
	1	3:45	1	3:45
	1	4:00	1	4:00
Total :	7	19:15	14	27:15

Fire Investigation and Inspection Training

	Class Count	Total Class Hours	Count of People	Total Man Hours
	1	1:00	1	1:00
Total :	1	1:00	1	1:00

Fire Officer Training

	Class Count	Total Class Hours	Count of People	Total Man Hours
	1	2:00	1	2:00
Total :	1	2:00	1	2:00

Firefighter Training

	Class Count	Total Class Hours	Count of People	Total Man Hours
	3	3:00	29	29:00
	1	1:30	7	10:30
	1	2:00	12	24:00
	1	2:15	9	20:15
	1	3:00	1	3:00
Total :	7	11:45	58	86:45

Probationary Training

	Class Count	Total Class Hours	Count of People	Total Man Hours
	1	1:00	1	1:00
	1	1:30	2	3:00
	1	2:15	2	4:30
	1	4:00	1	4:00
Total :	4	8:45	6	12:30

This report lists the actual count of Reviewed classes and the class hours, and the number of people who attended those classes and the total Man Hours for each Class Category. This report pulls training hours from the Training Code Hours field on the Info Page.

	Grand Total Class Count	Grand Total Class Hours	Grand Total People	Grand Total Man Hours
	24	72:30	115	388:45

This report lists the actual count of Reviewed classes and the class hours, and the number of people who attended those classes and the total Man Hours for each Class Category. This report pulls training hours from the Training Code Hours field on the Info Page.