



ACTIVITY REPORT

FOR APRIL 2020

FIRE CHIEF BRUCE R. SIDERS

A Letter from the Chief

During this writing, we are in the middle of the Coronavirus pandemic. Everyone is in the stay at home mode and being safe. Your fire department continues to be prepared and ready to respond to your needs. Calls for service during the month of April saw a slight decrease by two calls from March. To this point, your fire department has responded to 154 calls for service for the year. Based on current data we are up five calls compared to the same time last year. We continue to be on course for our annual call volume.

While we may be in the stay at home mode, we need to get outside and do things. With that, it is that time of year to do yard work, plant flowers, and some general maintenance. Please remember as we begin the cleanup that there is no burning allowed in the City of Bryan. Additionally, if you live in any of the subdivisions outside the City, there is also no burning allowed there either. You can take your yard waste to your recycling center for your particular area. Contact your township trustees for those who live outside the City and for those who live inside the City you can take your yard waste to the recycling center on Buffalo Road.

With the stay at home order in place, it is a good time to practice your fire escape plan with your children. Also now is good time to go over your severe weather plan, as storms will be happening soon.

We continue to monitor the coronavirus situation and we are prepared to respond. We know how hard it is to have to stay home right now but by doing so, we are actually saving lives and reducing the possibility of getting sick ourselves. We ask that you continue to do your part and stay away from others as much as possible to contain the spread of this deadly virus. We want all of you to come out on the other side of this thing alive and well. Please follow the orders giving by our Federal, State and Local authorities. It is for everyone's well-being. We will get through this.

Sincerely,

A handwritten signature in black ink that reads "Bruce R. Siders". The signature is written in a cursive style with a large initial "B" and "S".

Fire Chief Bruce R. Siders

Bryan Fire Department

Bryan, OH

This report was generated on 5/15/2020 10:40:13 AM



Incident Statistics

Start Date: 04/01/2020 | End Date: 04/30/2020

INCIDENT COUNT			
INCIDENT TYPE		# INCIDENTS	
EMS		4	
FIRE		30	
TOTAL		34	
TOTAL TRANSPORTS (N2 and N3)			
APPARATUS	# of APPARATUS TRANSPORTS	# of PATIENT TRANSPORTS	TOTAL # of PATIENT CONTACTS
TOTAL			
PRE-INCIDENT VALUE		LOSSES	
\$1,158,000.00		\$62,000.00	
CO CHECKS			
746 - Carbon monoxide detector activation, no CO		1	
TOTAL		1	
MUTUAL AID			
Aid Type		Total	
Aid Given		3	
Aid Received		1	
OVERLAPPING CALLS			
# OVERLAPPING		% OVERLAPPING	
2		5.88	
LIGHTS AND SIREN - AVERAGE RESPONSE TIME (Dispatch to Arrival)			
Station	EMS	FIRE	
Bryan Fire Department	0:08:55	0:10:05	
AVERAGE FOR ALL CALLS		0:08:53	
LIGHTS AND SIREN - AVERAGE TURNOUT TIME (Dispatch to Enroute)			
Station	EMS	FIRE	
Bryan Fire Department	0:01:04	0:03:50	
AVERAGE FOR ALL CALLS		0:03:17	
AGENCY		AVERAGE TIME ON SCENE (MM:SS)	
Bryan Fire Department		39:21	

Only Reviewed Incidents included. CO Checks only includes Incident Types: 424, 736 and 734. # Apparatus Transports = # of incidents where apparatus transported. # Patient Transports = All patients transported by EMS. # Patient Contacts = # of PCR contacted by apparatus. This report now returns both NEMSIS 2 & 3 data as appropriate. For overlapping calls that span over multiple days, total per month will not equal Total count for year.

Bryan Fire Department

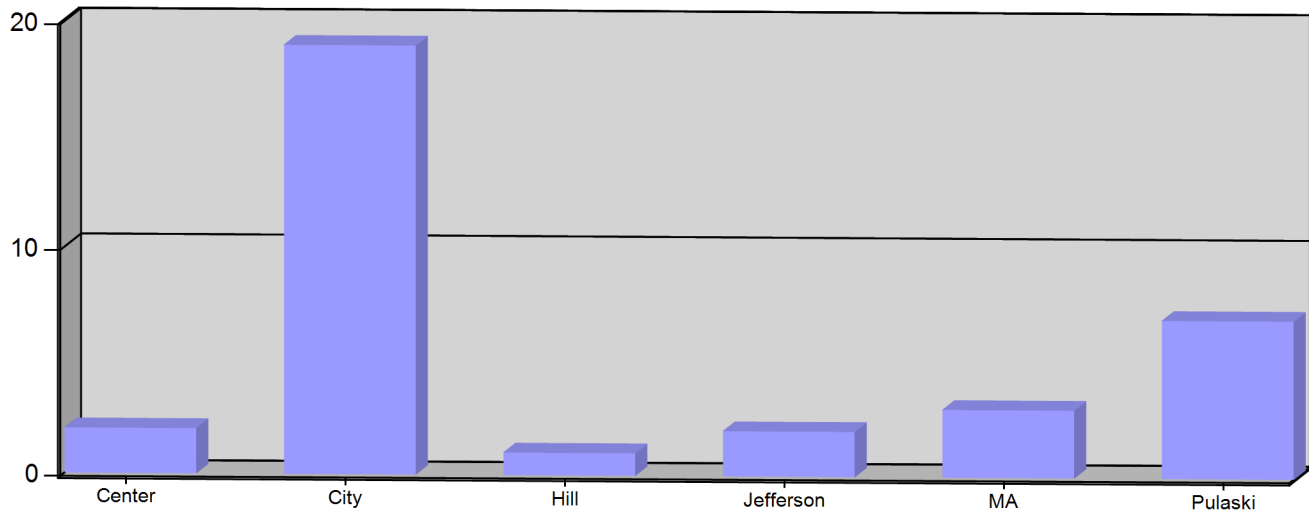
Bryan, OH

This report was generated on 5/15/2020 10:41:17 AM



Incident Count per Zone for Date Range

Start Date: 04/01/2020 | End Date: 04/30/2020



ZONE	# INCIDENTS
Center - Center Twp	2
City - Bryan	19
Hill - Hillside	1
Jefferson - Jefferson Twp	2
MA - Mutual Aid	3
Pulaski - Pulaski Twp	7
TOTAL:	34

Zone information is defined on the Basic Info 3 screen of an incident. Only REVIEWED incidents included. Archived Zones cannot be unarchived.

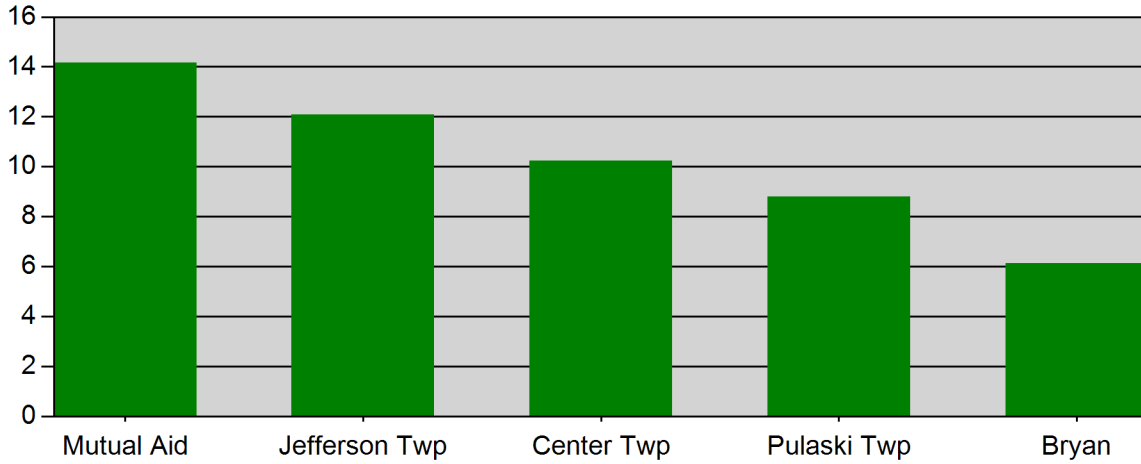
Bryan Fire Department

Bryan, OH

This report was generated on 5/15/2020 10:42:25 AM



Response Mode: Lights and Sirens | Start Date: 04/01/2020 | End Date: 04/30/2020



Zone	AVERAGE RESPONSE TIME (in minutes)
Mutual Aid	14.16
Jefferson Twp	12.09
Center Twp	10.25
Pulaski Twp	8.80
Bryan	6.14

Only REVIEWED incidents included. Response Time is Dispatched to Arrived. Includes all apparatus with arrival times. Excludes "Cancelled" apparatus.



emergencyreporting.com

Doc Id: 342

Page # 1 of 1

Bryan Fire Department

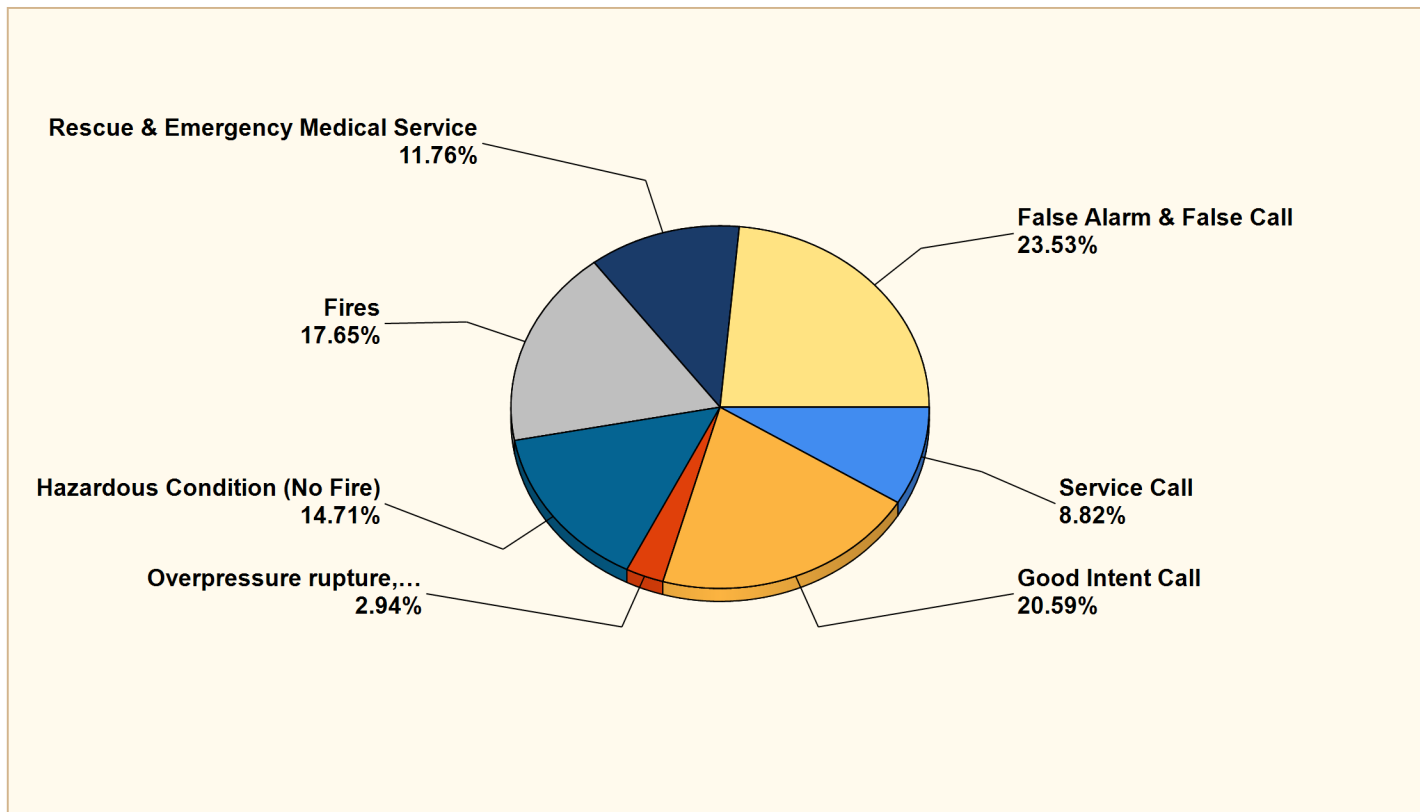
Bryan, OH

This report was generated on 5/15/2020 10:43:12 AM



Breakdown by Major Incident Types for Date Range

Zone(s): All Zones | Start Date: 04/01/2020 | End Date: 04/30/2020



MAJOR INCIDENT TYPE	# INCIDENTS	% of TOTAL
Fires	6	17.65%
Overpressure rupture, explosion, overheating - no fire	1	2.94%
Rescue & Emergency Medical Service	4	11.76%
Hazardous Condition (No Fire)	5	14.71%
Service Call	3	8.82%
Good Intent Call	7	20.59%
False Alarm & False Call	8	23.53%
TOTAL	34	100.00%

Only REVIEWED and/or LOCKED IMPORTED incidents are included. Summary results for a major incident type are not displayed if the count is zero.

Detailed Breakdown by Incident Type

INCIDENT TYPE	# INCIDENTS	% of TOTAL
111 - Building fire	4	11.76%
113 - Cooking fire, confined to container	1	2.94%
151 - Outside rubbish, trash or waste fire	1	2.94%
251 - Excessive heat, scorch burns with no ignition	1	2.94%
311 - Medical assist, assist EMS crew	2	5.88%
322 - Motor vehicle accident with injuries	2	5.88%
411 - Gasoline or other flammable liquid spill	1	2.94%
412 - Gas leak (natural gas or LPG)	3	8.82%
413 - Oil or other combustible liquid spill	1	2.94%
554 - Assist invalid	1	2.94%
561 - Unauthorized burning	2	5.88%
611 - Dispatched & cancelled en route	3	8.82%
622 - No incident found on arrival at dispatch address	2	5.88%
650 - Steam, other gas mistaken for smoke, other	1	2.94%
651 - Smoke scare, odor of smoke	1	2.94%
733 - Smoke detector activation due to malfunction	2	5.88%
735 - Alarm system sounded due to malfunction	2	5.88%
740 - Unintentional transmission of alarm, other	1	2.94%
743 - Smoke detector activation, no fire - unintentional	2	5.88%
746 - Carbon monoxide detector activation, no CO	1	2.94%
TOTAL INCIDENTS:	34	100.00%

Only REVIEWED and/or LOCKED IMPORTED incidents are included. Summary results for a major incident type are not displayed if the count is zero.

Bryan Fire Department

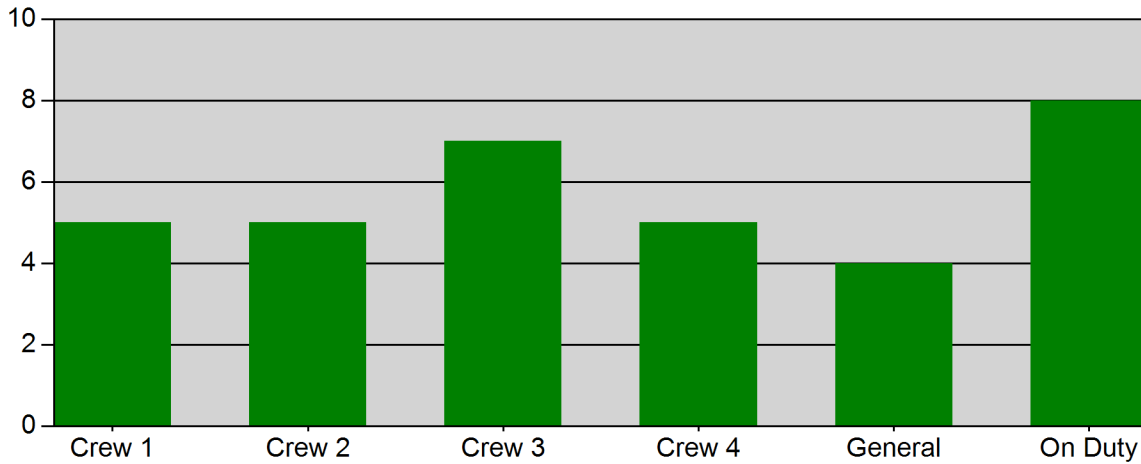
Bryan, OH

This report was generated on 5/15/2020 10:43:58 AM



Incidents by Shift for Date Range

Start Date: 04/01/2020 | End Date: 04/30/2020



SHIFT	# INCIDENTS
Crew 1	5
Crew 2	5
Crew 3	7
Crew 4	5
General	4
On Duty	8

TOTAL: 34

Incidents with multiple EXPOSURES, with distinct stations, may create a slight difference between the report total and total number of actual incidents for the DATE RANGE provided. The totals reflect the # INCIDENTS each STATION was assigned. Only REVIEWED incidents included.



EMERGENCY REPORTING

emergencyreporting.com

Doc Id: 27

Page # 1

Bryan Fire Department

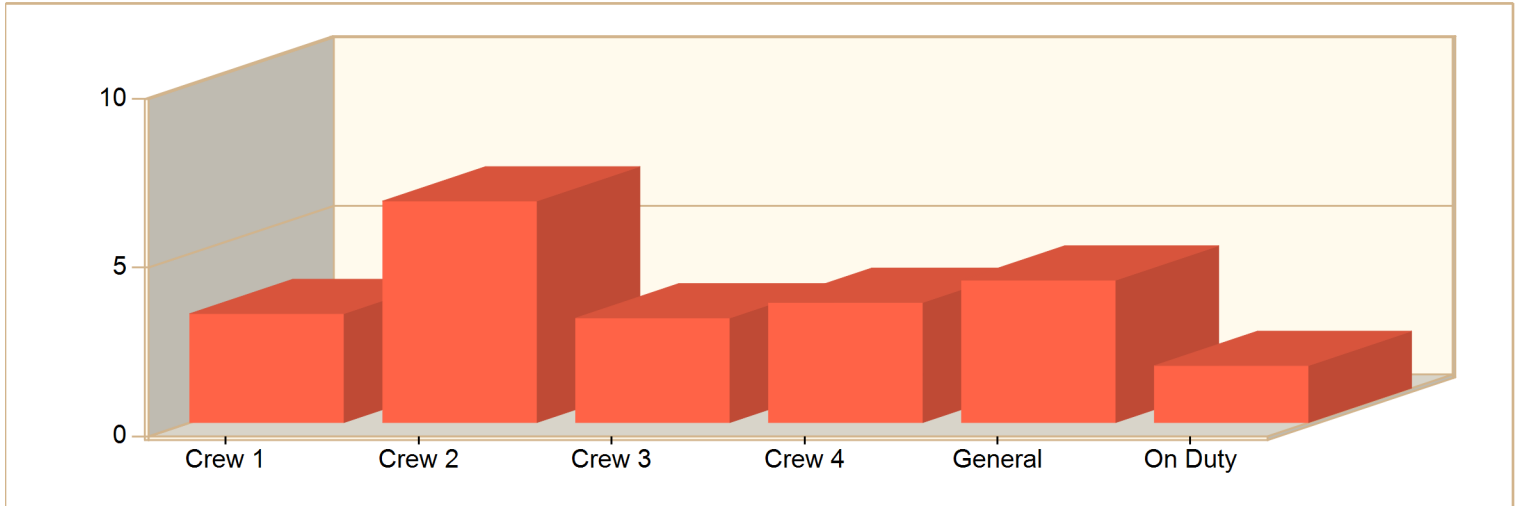
Bryan, OH

This report was generated on 5/15/2020 10:44:30 AM



Average Turnout Time per Shift for Date Range

Start Date: 04/01/2020 | End Date: 04/30/2020



SHIFT	AVERAGE TURNOUT TIME as MM:SS (Dispatch to Enroute)
Crew 1	3:14
Crew 2	6:34
Crew 3	3:06
Crew 4	3:33
General	4:13
On Duty	1:41

Committed time (minutes) is the difference between the DISPATCH and ENROUTE time of Basic Info 4. Only REVIEWED incidents included.

Bryan Fire Department

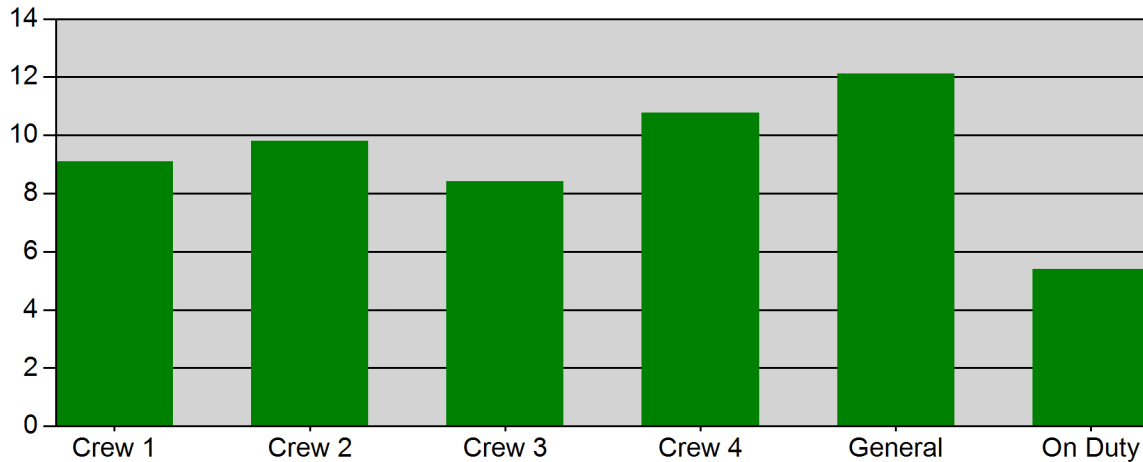
Bryan, OH

This report was generated on 5/15/2020 10:45:21 AM



Average Response Time per Shift for Response Mode for Date Range

Response Mode to Scene: Lights and Sirens | Start Date: 04/01/2020 | End Date: 04/30/2020



SHIFT	AVERAGE RESPONSE TIME in minutes (Dispatch to Arrived)
Crew 1	9.10
Crew 2	9.81
Crew 3	8.42
Crew 4	10.78
General	12.12
On Duty	5.40

Average Response Time calculated from DISPATCH and ARRIVED times. Only REVIEWED Incidents are included.



emergencyreporting.com

Doc Id: 52

Page # 1

Bryan Fire Department

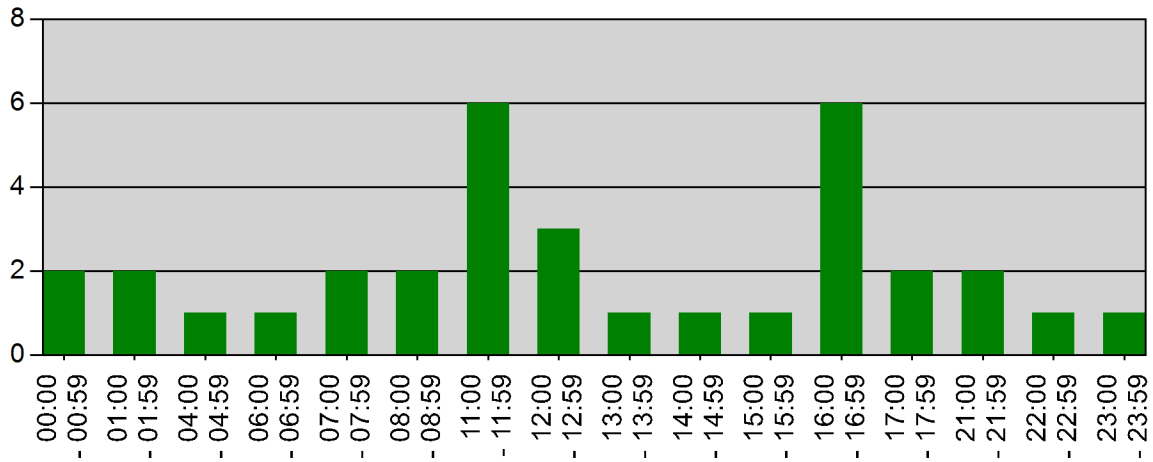
Bryan, OH

This report was generated on 5/15/2020 10:45:53 AM



Incidents by Hour for Date Range

Start Date: 04/01/2020 | End Date: 04/30/2020



HOURLY	# of CALLS
00:00 - 00:59	2
01:00 - 01:59	2
04:00 - 04:59	1
06:00 - 06:59	1
07:00 - 07:59	2
08:00 - 08:59	2
11:00 - 11:59	6
12:00 - 12:59	3
13:00 - 13:59	1
14:00 - 14:59	1
15:00 - 15:59	1
16:00 - 16:59	6
17:00 - 17:59	2
21:00 - 21:59	2
22:00 - 22:59	1
23:00 - 23:59	1

Only REVIEWED incidents included



emergencyreporting.com

Doc Id: 19

Page # 1

Bryan Fire Department

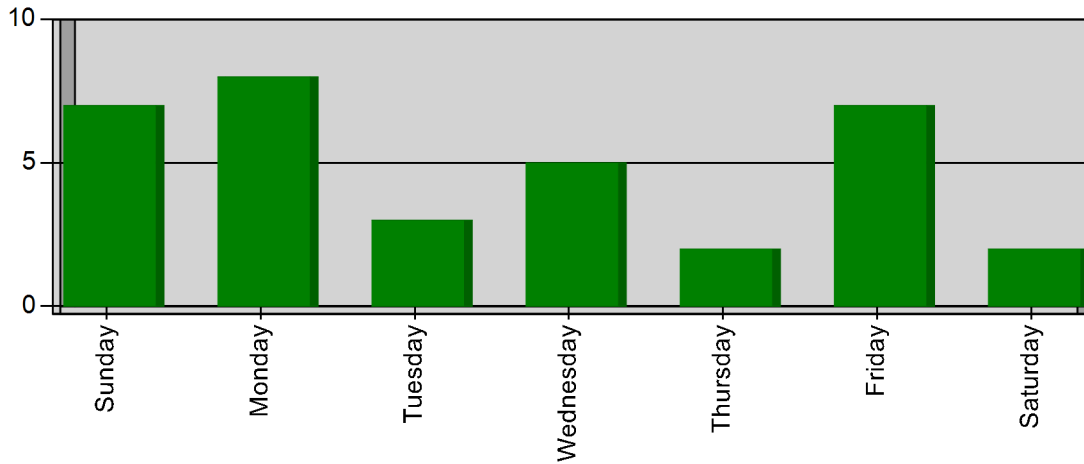
Bryan, OH

This report was generated on 5/15/2020 10:46:38 AM



Incidents by Day of the Week for Date Range

Start Incident Type: 100 | End Incident Type: 911 | Start Date: 04/01/2020 | End Date: 04/30/2020



DAY OF THE WEEK	# INCIDENTS
Sunday	7
Monday	8
Tuesday	3
Wednesday	5
Thursday	2
Friday	7
Saturday	2
TOTAL	34



emergencyreporting.com

Doc Id: 1284

Page # 1

Bryan Fire Department

Bryan, OH

This report was generated on 5/15/2020 10:47:38 AM



Count of Occupancies Inspected per Category Type and Subcategory per Inspection Type for Date Range

Start Date: 04/01/2020 | End Date: 04/30/2020

OCCUPANCY CATEGORY - SUBCATEGORY	COUNT
Residential Group R	
R2 Apartments	
Foster Care/Adoption	1
Total Number of Inspections per Category:	1
Storage Group S	
S1 Moderate-hazard (Car Garages)	
Fire Protection \ Alarm System Test	1
Total Number of Inspections per Category:	1

Custom Report build. Inspections must be Completed to be counted.

Bryan Fire Department

Bryan, OH

This report was generated on 5/15/2020 10:48:17 AM



Non-Personnel Attendance per Event Type for Date Range

Event Categories: All Event Categories | Event Type(s): All Event Types | Start Date: 04/01/2020 | End Date: 04/30/2020

EVENT TYPE	DATE	EVENT NAME	CATEGORY	ATTENDING NON-PERSONNEL	TOTAL
------------	------	------------	----------	-------------------------	-------

Grand Non-Personnel Total:

Only LOCKED Events Included. If an event does not have any Non-Personnel in attendance, then it will not be included on this report.

Bryan Fire Department

Bryan, OH

This report was generated on 5/15/2020 10:48:55 AM



Count of Classes and People by Class Category with Class Hours and Man Hours for Date Range Passed/Failed: Both Passed and Failed | Start Date: 04/01/2020 | End Date: 04/30/2020

	CLASS COUNT	TOTAL CLASS HOURS	COUNT OF PEOPLE	TOTAL MAN HOURS
EMS	3	3:00	20	20:00
Fire Officer Training	8	33:30	8	33:30
Firefighter Training	2	3:30	3	5:00
Probationary Training	1	1:00	1	1:00
GRAND TOTALS:	14	41:00	32	59:30

This report lists the actual count of Reviewed classes and the class hours, and the number of people who attended those classes and the total Man Hours for each Class Category. This report pulls training hours from the Training Code Hours field on the Info Page.

