



ACTIVITY REPORT

FOR MARCH 2020

FIRE CHIEF BRUCE R. SIDERS

A Letter from the Chief

While we are in the throngs of the Coronavirus pandemic, your fire department continues to respond to and is prepared to respond to your needs. Calls for service during the month of March saw a slight decrease by six calls from February. To this point, your fire department has responded to 120 calls for service. Based on current data we are on track to where we normally are at this time of year.

This time of year brings about springtime and yard cleanup. Please remember there is no burning allowed in the City of Bryan and if you live in any of the subdivisions outside the City, there is also no burning allowed there either. You can take your yard waste to your recycling center for your particular area. Contact your township trustees for those who live outside the City and for those who live inside the City you can take your yard waste to the recycling center on Buffalo Road.

With the stay at home order in place, now is a good time to practice your fire escape plan with your children. Also now is good time to go over your severe weather plan.

We continue to monitor the coronavirus situation and we are prepared to respond. We know how hard it is to have to stay home right now but by doing so, we are actually saving lives and reducing the possibility of getting sick ourselves. We ask that you continue to do your part and stay away from others as much as possible to contain the spread of this deadly virus. We want all of you to come out on the other side of this thing alive and well. Please follow the orders giving by our Federal, State and Local authorities. It is for everyone's well-being. We will get through this.

Sincerely,

A handwritten signature in black ink that reads "Bruce R. Siders". The signature is written in a cursive style with a large, stylized "B" and "S".

Fire Chief Bruce R. Siders

Bryan Fire Department

Bryan, OH

This report was generated on 4/8/2020 11:22:49 AM



Incident Statistics

Start Date: 03/01/2020 | End Date: 03/31/2020

INCIDENT COUNT			
INCIDENT TYPE		# INCIDENTS	
EMS		9	
FIRE		27	
TOTAL		36	
TOTAL TRANSPORTS (N2 and N3)			
APPARATUS	# of APPARATUS TRANSPORTS	# of PATIENT TRANSPORTS	TOTAL # of PATIENT CONTACTS
TOTAL			
PRE-INCIDENT VALUE		LOSSES	
\$179,000.00		\$850.00	
CO CHECKS			
736 - CO detector activation due to malfunction		2	
TOTAL		2	
MUTUAL AID			
Aid Type		Total	
Aid Given		1	
OVERLAPPING CALLS			
# OVERLAPPING		% OVERLAPPING	
4		11.11	
LIGHTS AND SIREN - AVERAGE RESPONSE TIME (Dispatch to Arrival)			
Station	EMS	FIRE	
Bryan Fire Department	0:07:59	0:06:57	
AVERAGE FOR ALL CALLS		0:07:39	
LIGHTS AND SIREN - AVERAGE TURNOUT TIME (Dispatch to Enroute)			
Station	EMS	FIRE	
Bryan Fire Department	0:04:30	0:02:31	
AVERAGE FOR ALL CALLS		0:03:13	
AGENCY	AVERAGE TIME ON SCENE (MM:SS)		
Bryan Fire Department	16:15		

Only Reviewed Incidents included. CO Checks only includes Incident Types: 424, 736 and 734. # Apparatus Transports = # of incidents where apparatus transported. # Patient Transports = All patients transported by EMS. # Patient Contacts = # of PCR contacted by apparatus. This report now returns both NEMSIS 2 & 3 data as appropriate. For overlapping calls that span over multiple days, total per month will not equal Total count for year.

Bryan Fire Department

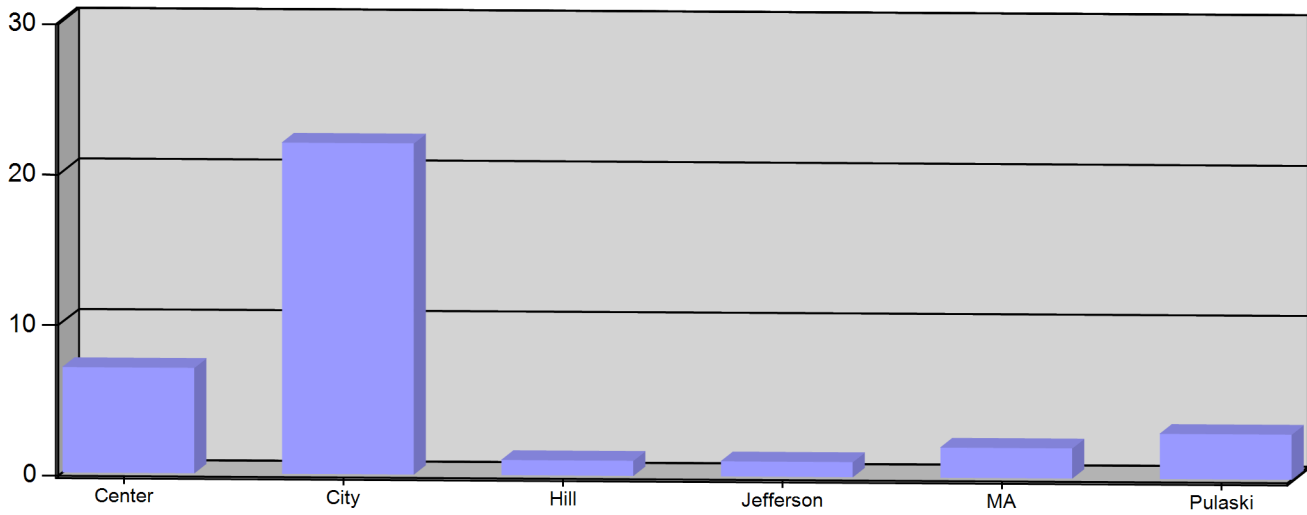
Bryan, OH

This report was generated on 4/8/2020 11:20:17 AM



Incident Count per Zone for Date Range

Start Date: 03/01/2020 | End Date: 03/31/2020



ZONE	# INCIDENTS
Center - Center Twp	7
City - Bryan	22
Hill - Hillside	1
Jefferson - Jefferson Twp	1
MA - Mutual Aid	2
Pulaski - Pulaski Twp	3
TOTAL:	36

Zone information is defined on the Basic Info 3 screen of an incident. Only REVIEWED incidents included. Archived Zones cannot be unarchived.

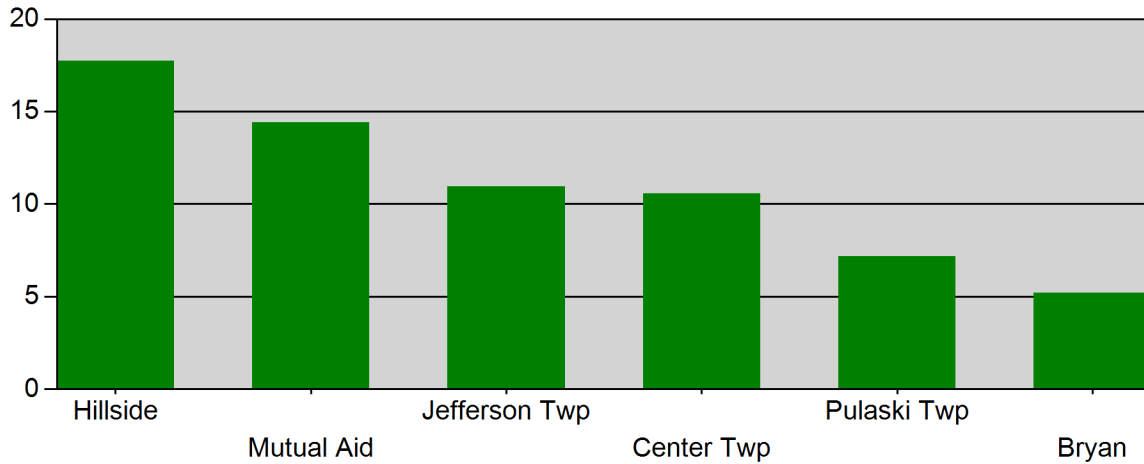
Bryan Fire Department

Bryan, OH

This report was generated on 4/8/2020 11:25:18 AM



Response Mode: Lights and Sirens | Start Date: 03/01/2020 | End Date: 03/31/2020



Zone	AVERAGE RESPONSE TIME (in minutes)
Hillside	17.75
Mutual Aid	14.40
Jefferson Twp	10.95
Center Twp	10.57
Pulaski Twp	7.18
Bryan	5.21

Only REVIEWED incidents included. Response Time is Dispatched to Arrived. Includes all apparatus with arrival times. Excludes "Cancelled" apparatus.



emergencyreporting.com

Doc Id: 342

Page # 1 of 1

Bryan Fire Department

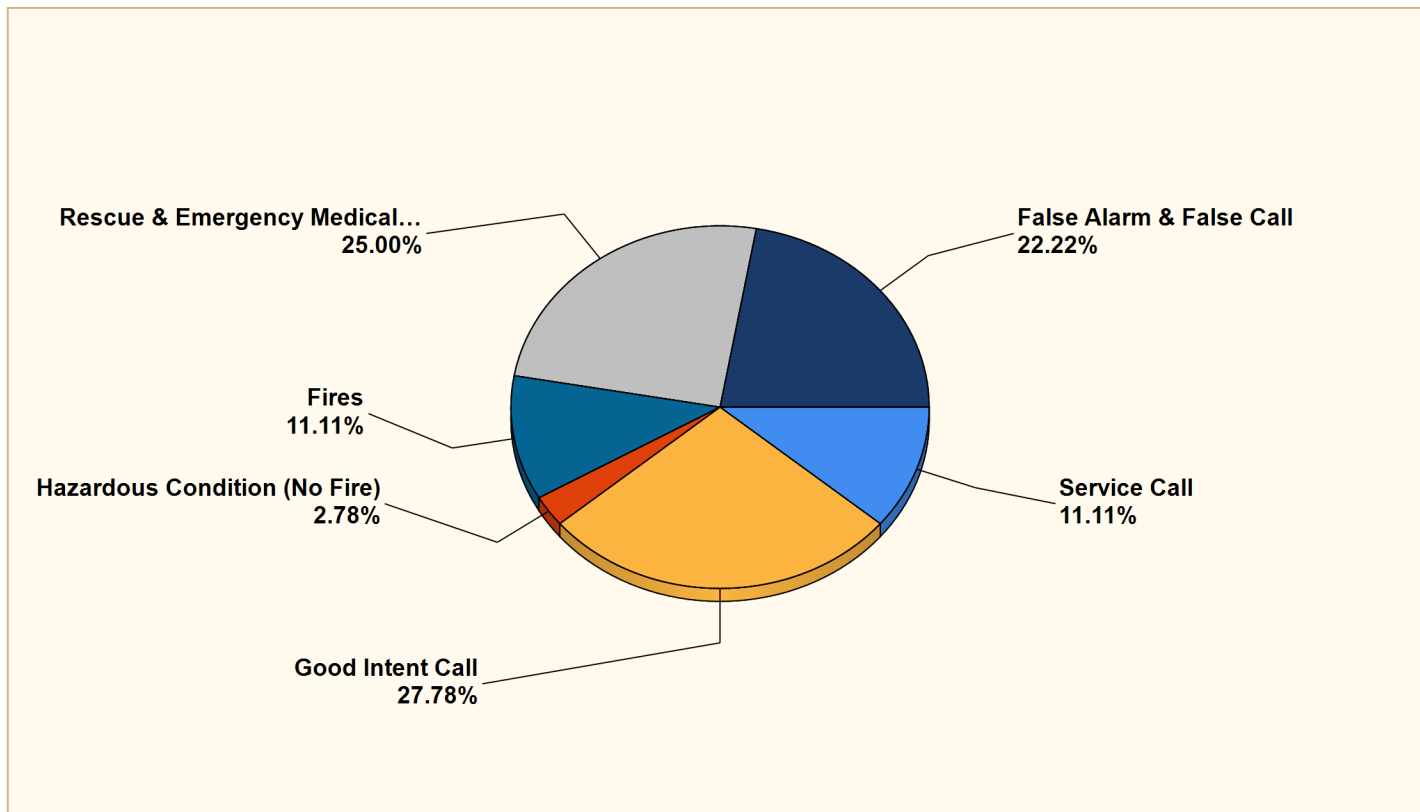
Bryan, OH

This report was generated on 4/8/2020 11:21:08 AM



Breakdown by Major Incident Types for Date Range

Zone(s): All Zones | Start Date: 03/01/2020 | End Date: 03/31/2020



MAJOR INCIDENT TYPE	# INCIDENTS	% of TOTAL
Fires	4	11.11%
Rescue & Emergency Medical Service	9	25.00%
Hazardous Condition (No Fire)	1	2.78%
Service Call	4	11.11%
Good Intent Call	10	27.78%
False Alarm & False Call	8	22.22%
TOTAL	36	100.00%

Only REVIEWED and/or LOCKED IMPORTED incidents are included. Summary results for a major incident type are not displayed if the count is zero.

Detailed Breakdown by Incident Type

INCIDENT TYPE	# INCIDENTS	% of TOTAL
111 - Building fire	2	5.56%
114 - Chimney or flue fire, confined to chimney or flue	1	2.78%
131 - Passenger vehicle fire	1	2.78%
311 - Medical assist, assist EMS crew	3	8.33%
321 - EMS call, excluding vehicle accident with injury	4	11.11%
322 - Motor vehicle accident with injuries	1	2.78%
324 - Motor vehicle accident with no injuries.	1	2.78%
440 - Electrical wiring/equipment problem, other	1	2.78%
500 - Service Call, other	1	2.78%
554 - Assist invalid	2	5.56%
561 - Unauthorized burning	1	2.78%
600 - Good intent call, other	1	2.78%
611 - Dispatched & cancelled en route	7	19.44%
622 - No incident found on arrival at dispatch address	1	2.78%
652 - Steam, vapor, fog or dust thought to be smoke	1	2.78%
733 - Smoke detector activation due to malfunction	1	2.78%
736 - CO detector activation due to malfunction	2	5.56%
744 - Detector activation, no fire - unintentional	3	8.33%
745 - Alarm system activation, no fire - unintentional	2	5.56%
TOTAL INCIDENTS:	36	100.00%

Only REVIEWED and/or LOCKED IMPORTED incidents are included. Summary results for a major incident type are not displayed if the count is zero.

Bryan Fire Department

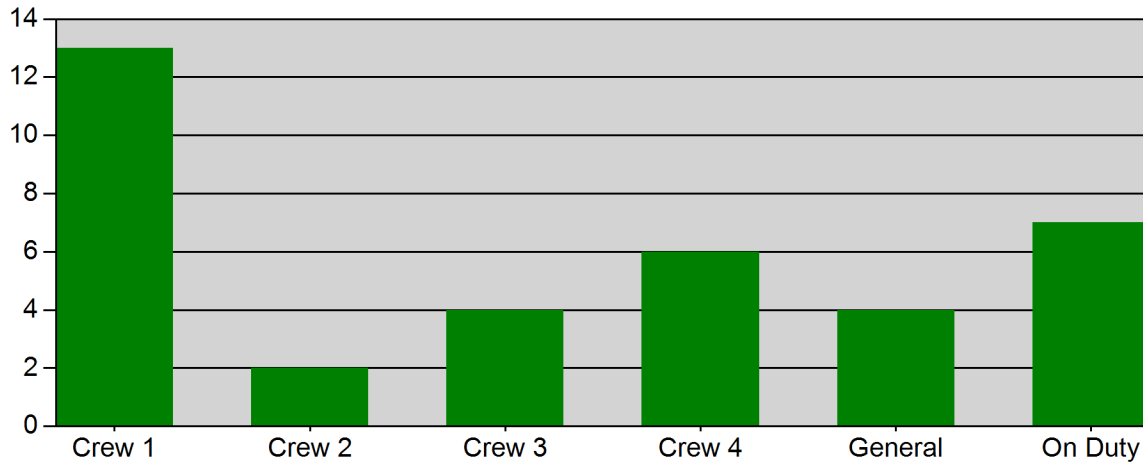
Bryan, OH

This report was generated on 4/8/2020 11:16:51 AM



Incidents by Shift for Date Range

Start Date: 03/01/2020 | End Date: 03/31/2020



SHIFT	# INCIDENTS
Crew 1	13
Crew 2	2
Crew 3	4
Crew 4	6
General	4
On Duty	7

TOTAL: 36

Incidents with multiple EXPOSURES, with distinct stations, may create a slight difference between the report total and total number of actual incidents for the DATE RANGE provided. The totals reflect the # INCIDENTS each STATION was assigned. Only REVIEWED incidents included.



EMERGENCY REPORTING

emergencyreporting.com

Doc Id: 27

Page # 1

Bryan Fire Department

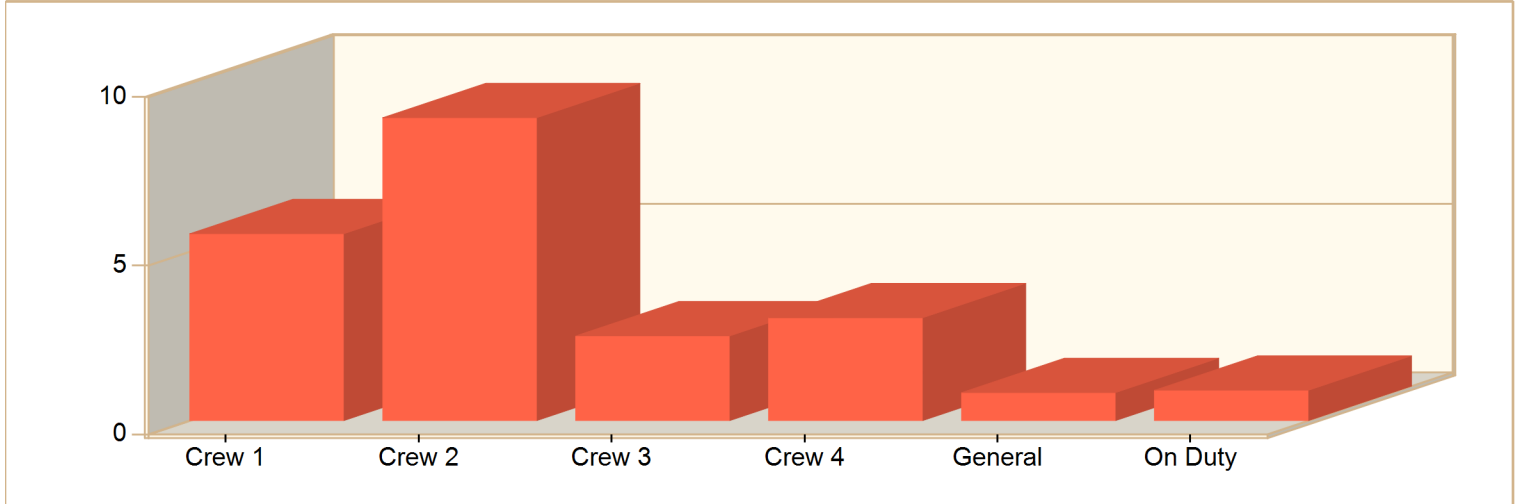
Bryan, OH

This report was generated on 4/8/2020 11:27:10 AM



Average Turnout Time per Shift for Date Range

Start Date: 03/01/2020 | End Date: 03/31/2020



SHIFT	AVERAGE TURNOUT TIME as MM:SS (Dispatch to Enroute)
Crew 1	5:33
Crew 2	8:59
Crew 3	2:31
Crew 4	3:03
General	0:50
On Duty	0:54

Committed time (minutes) is the difference between the DISPATCH and ENROUTE time of Basic Info 4. Only REVIEWED incidents included.

Bryan Fire Department

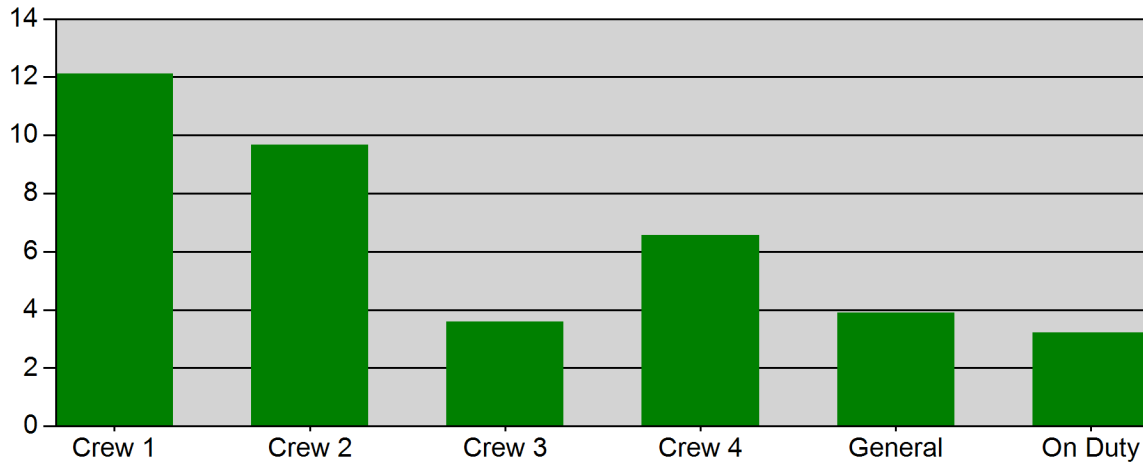
Bryan, OH

This report was generated on 4/8/2020 11:24:26 AM



Average Response Time per Shift for Response Mode for Date Range

Response Mode to Scene: Lights and Sirens | Start Date: 03/01/2020 | End Date: 03/31/2020



SHIFT	AVERAGE RESPONSE TIME in minutes (Dispatch to Arrived)
Crew 1	12.12
Crew 2	9.68
Crew 3	3.60
Crew 4	6.57
General	3.91
On Duty	3.23

Average Response Time calculated from DISPATCH and ARRIVED times. Only REVIEWED Incidents are included.



emergencyreporting.com

Doc Id: 52

Page # 1

Bryan Fire Department

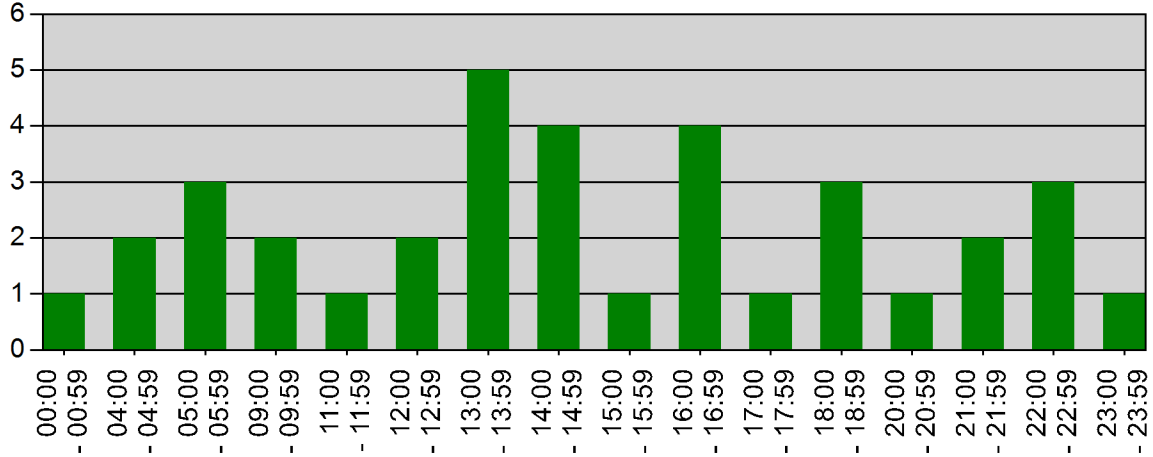
Bryan, OH

This report was generated on 4/8/2020 11:18:18 AM



Incidents by Hour for Date Range

Start Date: 03/01/2020 | End Date: 03/31/2020



HOURL	# of CALLS
00:00 - 00:59	1
04:00 - 04:59	2
05:00 - 05:59	3
09:00 - 09:59	2
11:00 - 11:59	1
12:00 - 12:59	2
13:00 - 13:59	5
14:00 - 14:59	4
15:00 - 15:59	1
16:00 - 16:59	4
17:00 - 17:59	1
18:00 - 18:59	3
20:00 - 20:59	1
21:00 - 21:59	2
22:00 - 22:59	3
23:00 - 23:59	1

Only REVIEWED incidents included



emergencyreporting.com

Doc Id: 19

Page # 1

Bryan Fire Department

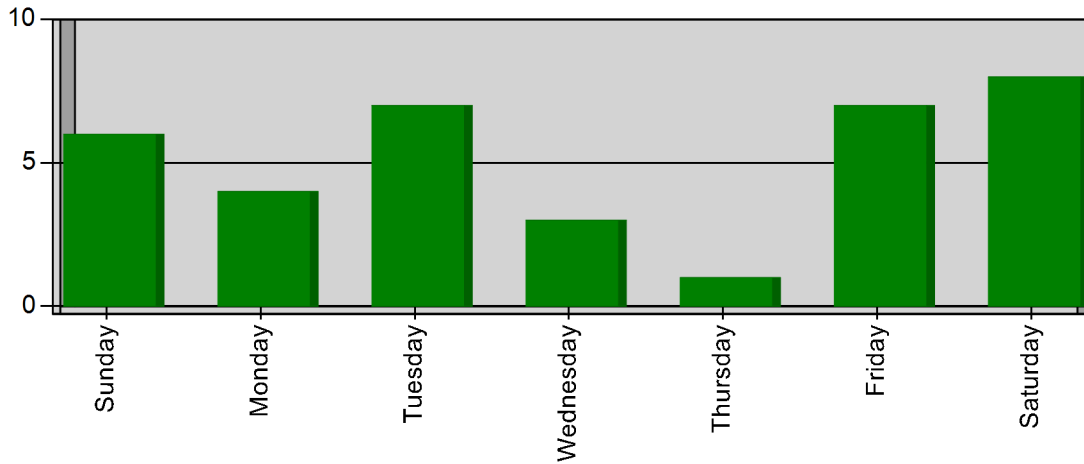
Bryan, OH

This report was generated on 4/8/2020 11:19:37 AM



Incidents by Day of the Week for Date Range

Start Incident Type: 100 | End Incident Type: 911 | Start Date: 03/01/2020 | End Date: 03/31/2020



DAY OF THE WEEK	# INCIDENTS
Sunday	6
Monday	4
Tuesday	7
Wednesday	3
Thursday	1
Friday	7
Saturday	8
TOTAL	36



emergencyreporting.com

Doc Id: 1284

Page # 1

Bryan Fire Department

Bryan, OH

This report was generated on 4/8/2020 11:22:13 AM



Count of Occupancies Inspected per Category Type and Subcategory per Inspection Type for Date Range

Start Date: 03/01/2020 | End Date: 03/31/2020

OCCUPANCY CATEGORY - SUBCATEGORY	COUNT
Assembly Group A	
A2 Food and Drink	
Scheduled	1
Total Number of Inspections per Category:	1
Business Group B	
Office	
Annual	1
Final Building Acceptance	1
Total Number of Inspections per Category:	2

Custom Report build. Inspections must be Completed to be counted.

Bryan Fire Department

Bryan, OH

This report was generated on 4/8/2020 11:23:39 AM



Non-Personnel Attendance per Event Type for Date Range

Event Categories: All Event Categories | Event Type(s): All Event Types | Start Date: 03/01/2020 | End Date: 03/31/2020

EVENT TYPE	DATE	EVENT NAME	CATEGORY	ATTENDING NON-PERSONNEL	TOTAL
Station Tour	03/15/2020	station tour	Public Relations / Education	Children	1
				Adult	1
				Total Non-Personnel for station tour:	2
				Grand Non-Personnel Total:	2

Only LOCKED Events Included. If an event does not have any Non-Personnel in attendance, then it will not be included on this report.

Bryan Fire Department

Bryan, OH

This report was generated on 4/8/2020 11:26:15 AM



Count of Classes and People by Class Category with Class Hours and Man Hours for Date Range Passed/Failed: Both Passed and Failed | Start Date: 03/01/2020 | End Date: 03/31/2020

	CLASS COUNT	TOTAL CLASS HOURS	COUNT OF PEOPLE	TOTAL MAN HOURS
EMS	5	8:30	42	65:00
Fire Investigation and Inspection Training	4	31:00	4	31:00
Fire Officer Training	9	64:30	9	64:30
Firefighter Training	11	28:00	38	72:00
Probationary Training	2	6:00	3	8:00
GRAND TOTALS:	31	138:00	96	240:30

This report lists the actual count of Reviewed classes and the class hours, and the number of people who attended those classes and the total Man Hours for each Class Category. This report pulls training hours from the Training Code Hours field on the Info Page.

