



ACTIVITY REPORT

FOR AUGUST 2020

FIRE CHIEF BRUCE R. SIDERS

A Letter from the Chief

It has been a long hot dry summer. The rain that fell this month was a welcomed site. Even though it has been hot and dry, we are still doing activities outdoors. While we are with friends and family, it is important that we take precautions to ensure everyone's safety. Please remember to wash your hands frequently, try to keep that six feet of separation, and of course wear your mask.

Your Fire Department continues to respond to your needs. Calls for service in August was down slightly from July by nine calls for service. To this point, your fire department has responded to 279 calls for service for 2020. Based on current data our current call volume is down overall 74 calls compared to the same time last year. However, we continue to be on course for our annual call volume of 400 + calls for service for 2020.

August is a good time to practice your fire escape plan with your family as fire never takes a vacation. Although we have not had the severe weather this year, it is very important to be ready and practice your severe weather plan.

Please stay safe and healthy this summer.

Sincerely,

A handwritten signature in black ink, appearing to read "Bruce R. Siders". The signature is fluid and cursive, with the first name "Bruce" written in a larger, more prominent script than the last name "Siders".

Fire Chief Bruce R. Siders

Bryan Fire Department

Bryan, OH

This report was generated on 10/6/2020 10:13:29 AM



Incident Statistics

Start Date: 08/01/2020 | End Date: 08/31/2020

INCIDENT COUNT			
INCIDENT TYPE		# INCIDENTS	
EMS		7	
FIRE		19	
TOTAL		26	
TOTAL TRANSPORTS (N2 and N3)			
APPARATUS	# of APPARATUS TRANSPORTS	# of PATIENT TRANSPORTS	TOTAL # of PATIENT CONTACTS
TOTAL			
PRE-INCIDENT VALUE		LOSSES	
\$455,000.00		\$600.00	
CO CHECKS			
TOTAL			
MUTUAL AID			
Aid Type		Total	
Aid Given		3	
OVERLAPPING CALLS			
# OVERLAPPING		% OVERLAPPING	
0		NaN	
LIGHTS AND SIREN - AVERAGE RESPONSE TIME (Dispatch to Arrival)			
Station	EMS	FIRE	
Bryan Fire Department	0:04:42	0:08:03	
AVERAGE FOR ALL CALLS		0:07:04	
LIGHTS AND SIREN - AVERAGE TURNOUT TIME (Dispatch to Enroute)			
Station	EMS	FIRE	
Bryan Fire Department	0:01:58	0:03:40	
AVERAGE FOR ALL CALLS		0:03:26	
AGENCY		AVERAGE TIME ON SCENE (MM:SS)	
Bryan Fire Department		25:43	

Only Reviewed Incidents included. CO Checks only includes Incident Types: 424, 736 and 734. # Apparatus Transports = # of incidents where apparatus transported. # Patient Transports = All patients transported by EMS. # Patient Contacts = # of PCR contacted by apparatus. This report now returns both NEMSIS 2 & 3 data as appropriate. For overlapping calls that span over multiple days, total per month will not equal Total count for year.



Bryan Fire Department

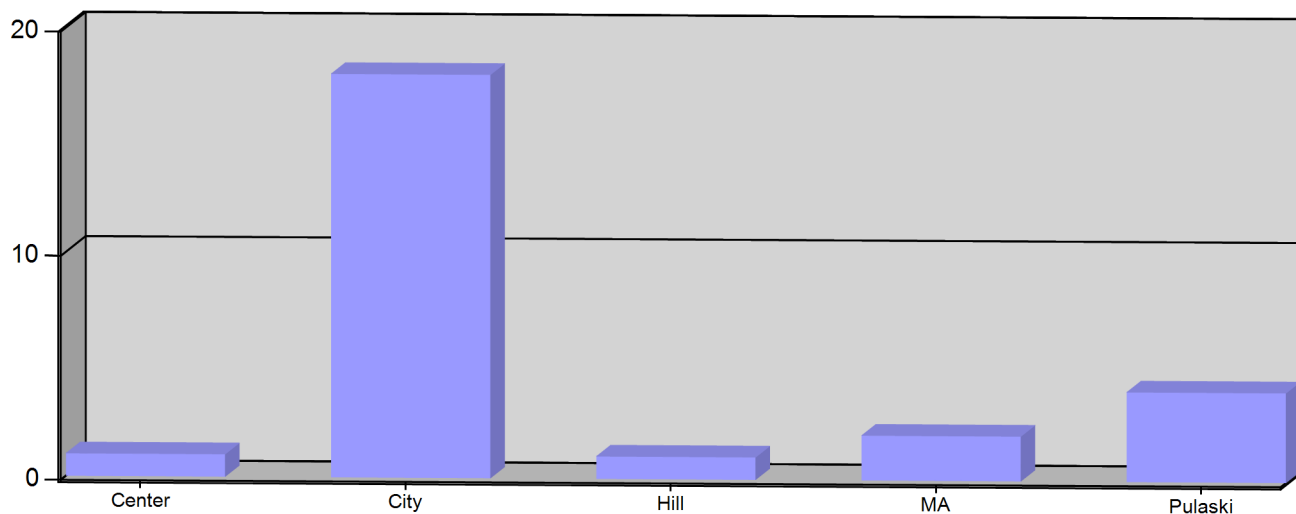
Bryan, OH

This report was generated on 10/6/2020 10:11:59 AM



Incident Count per Zone for Date Range

Start Date: 08/01/2020 | End Date: 08/31/2020



ZONE	# INCIDENTS
Center - Center Twp	1
City - Bryan	18
Hill - Hillside	1
MA - Mutual Aid	2
Pulaski - Pulaski Twp	4
TOTAL:	26

Zone information is defined on the Basic Info 3 screen of an incident. Only REVIEWED incidents included.
Archived Zones cannot be unarchived.



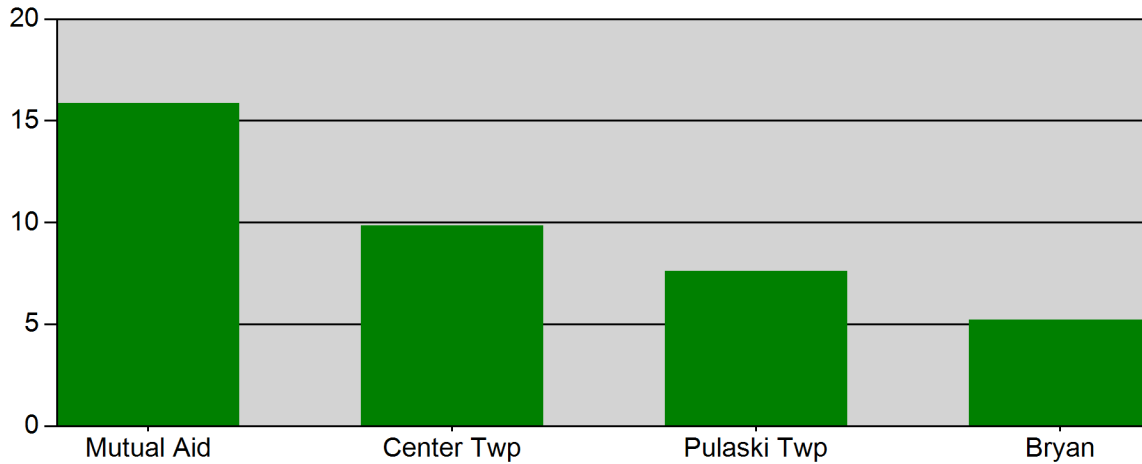
Bryan Fire Department

Bryan, OH

This report was generated on 10/6/2020 10:15:05 AM



Response Mode: Lights and Sirens | Start Date: 08/01/2020 | End Date: 08/31/2020



Zone	AVERAGE RESPONSE TIME (in minutes)
Mutual Aid	15.87
Center Twp	9.87
Pulaski Twp	7.62
Bryan	5.22

Only REVIEWED incidents included. Response Time is Dispatched to Arrived.
Includes all apparatus with arrival times. Excludes "Cancelled" apparatus.



Bryan Fire Department

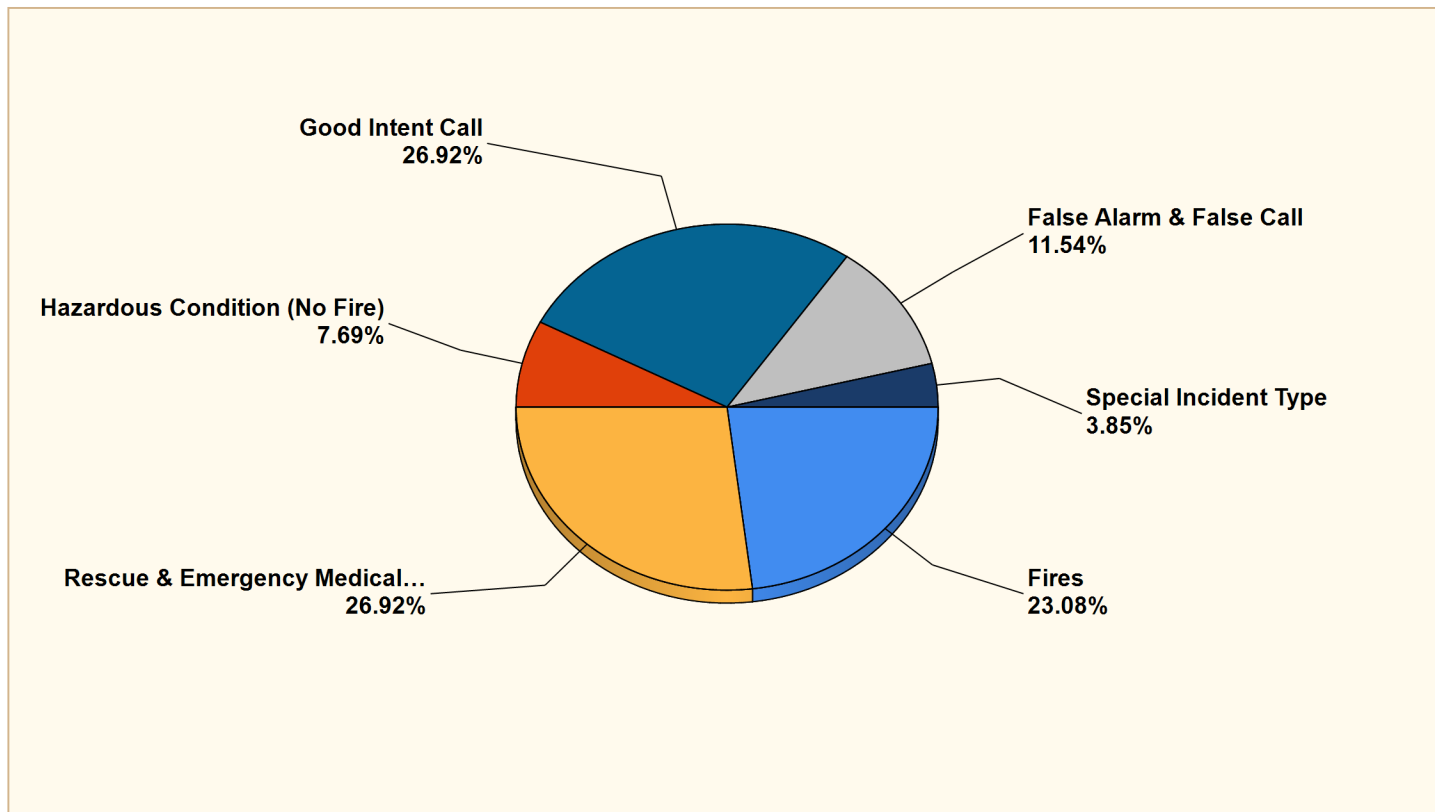
Bryan, OH

This report was generated on 10/6/2020 10:12:31 AM



Breakdown by Major Incident Types for Date Range

Zone(s): All Zones | Start Date: 08/01/2020 | End Date: 08/31/2020



MAJOR INCIDENT TYPE	# INCIDENTS	% of TOTAL
Fires	6	23.08%
Rescue & Emergency Medical Service	7	26.92%
Hazardous Condition (No Fire)	2	7.69%
Good Intent Call	7	26.92%
False Alarm & False Call	3	11.54%
Special Incident Type	1	3.85%
TOTAL	26	100%

Only REVIEWED and/or LOCKED IMPORTED incidents are included. Summary results for a major incident type are not displayed if the count is zero.



Detailed Breakdown by Incident Type

INCIDENT TYPE	# INCIDENTS	% of TOTAL
111 - Building fire	3	11.54%
118 - Trash or rubbish fire, contained	1	3.85%
138 - Off-road vehicle or heavy equipment fire	1	3.85%
162 - Outside equipment fire	1	3.85%
311 - Medical assist, assist EMS crew	2	7.69%
322 - Motor vehicle accident with injuries	1	3.85%
323 - Motor vehicle/pedestrian accident (MV Ped)	1	3.85%
324 - Motor vehicle accident with no injuries.	2	7.69%
341 - Search for person on land	1	3.85%
412 - Gas leak (natural gas or LPG)	2	7.69%
611 - Dispatched & cancelled en route	3	11.54%
651 - Smoke scare, odor of smoke	1	3.85%
652 - Steam, vapor, fog or dust thought to be smoke	1	3.85%
653 - Smoke from barbecue, tar kettle	1	3.85%
671 - HazMat release investigation w/no HazMat	1	3.85%
735 - Alarm system sounded due to malfunction	1	3.85%
743 - Smoke detector activation, no fire - unintentional	1	3.85%
745 - Alarm system activation, no fire - unintentional	1	3.85%
911 - Citizen complaint	1	3.85%
TOTAL INCIDENTS:	26	100%

Only REVIEWED and/or LOCKED IMPORTED incidents are included. Summary results for a major incident type are not displayed if the count is zero.



Bryan Fire Department

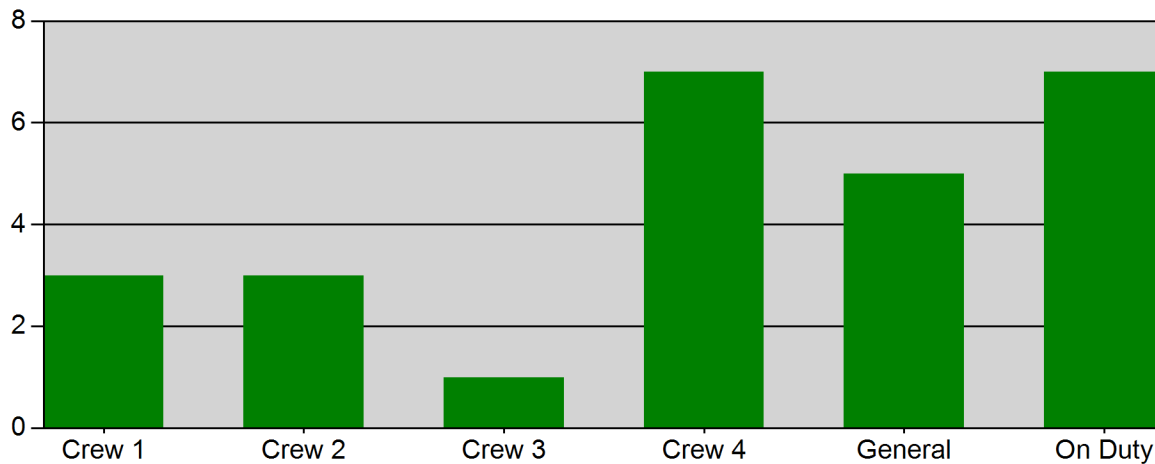
Bryan, OH

This report was generated on 10/6/2020 10:10:25 AM



Incidents by Shift for Date Range

Start Date: 08/01/2020 | End Date: 08/31/2020



SHIFT	# INCIDENTS
Crew 1	3
Crew 2	3
Crew 3	1
Crew 4	7
General	5
On Duty	7

TOTAL: 26

Incidents with multiple EXPOSURES, with distinct stations, may create a slight difference between the report total and total number of actual incidents for the DATE RANGE provided. The totals reflect the # INCIDENTS each STATION was assigned. Only REVIEWED incidents included.



Bryan Fire Department

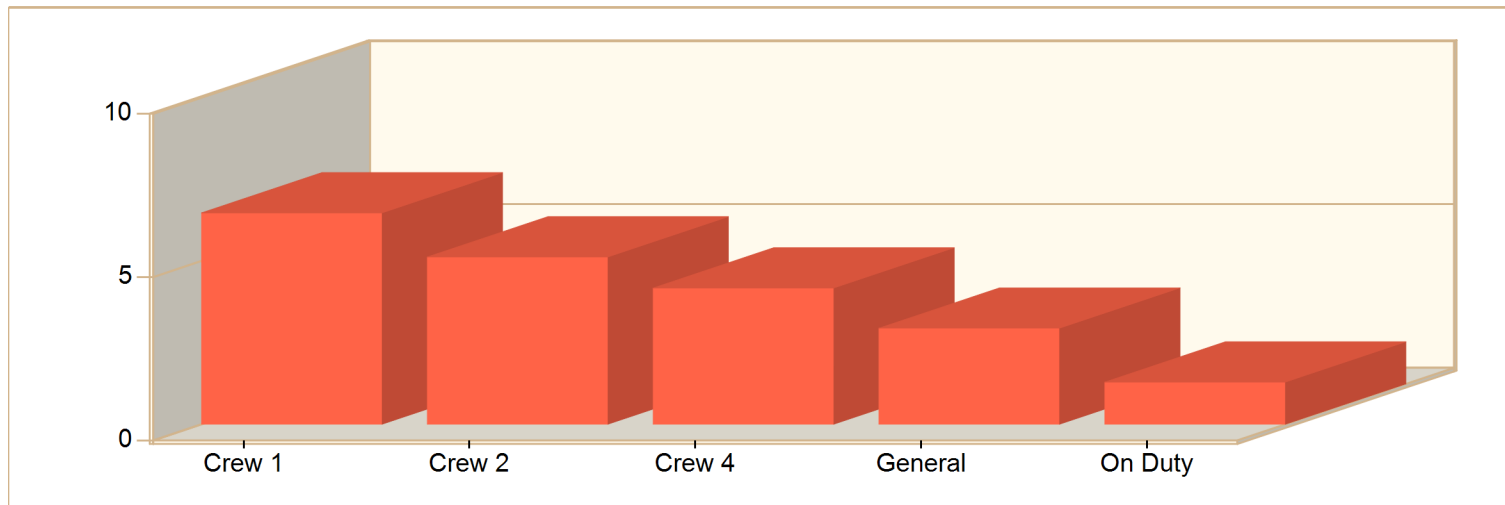
Bryan, OH

This report was generated on 10/6/2020 10:15:58 AM



Average Turnout Time per Shift for Date Range

Start Date: 08/01/2020 | End Date: 08/31/2020



SHIFT	AVERAGE TURNOUT TIME as MM:SS (Dispatch to Enroute)
Crew 1	6:29
Crew 2	5:07
Crew 4	4:11
General	2:57
On Duty	1:17

Committed time (minutes) is the difference between the DISPATCH and ENROUTE time of Basic Info 4. Only REVIEWED incidents included.



Bryan Fire Department

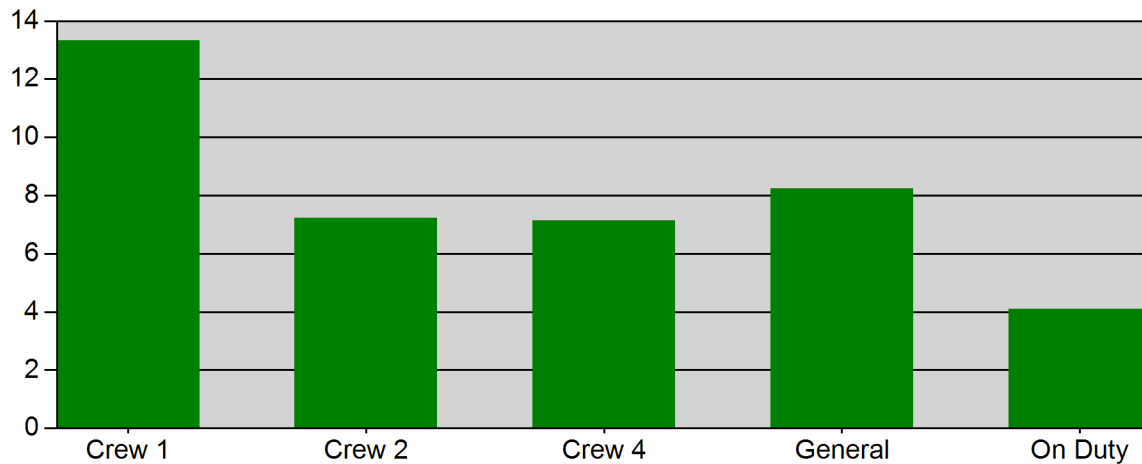
Bryan, OH

This report was generated on 10/6/2020 10:14:28 AM



Average Response Time per Shift for Response Mode for Date Range

Response Mode to Scene: Lights and Sirens | Start Date: 08/01/2020 | End Date: 08/31/2020



SHIFT	AVERAGE RESPONSE TIME in minutes (Dispatch to Arrived)
Crew 1	13.34
Crew 2	7.22
Crew 4	7.15
General	8.25
On Duty	4.11

Average Response Time calculated from DISPATCH and ARRIVED times. Only REVIEWED Incidents are included.



Bryan Fire Department

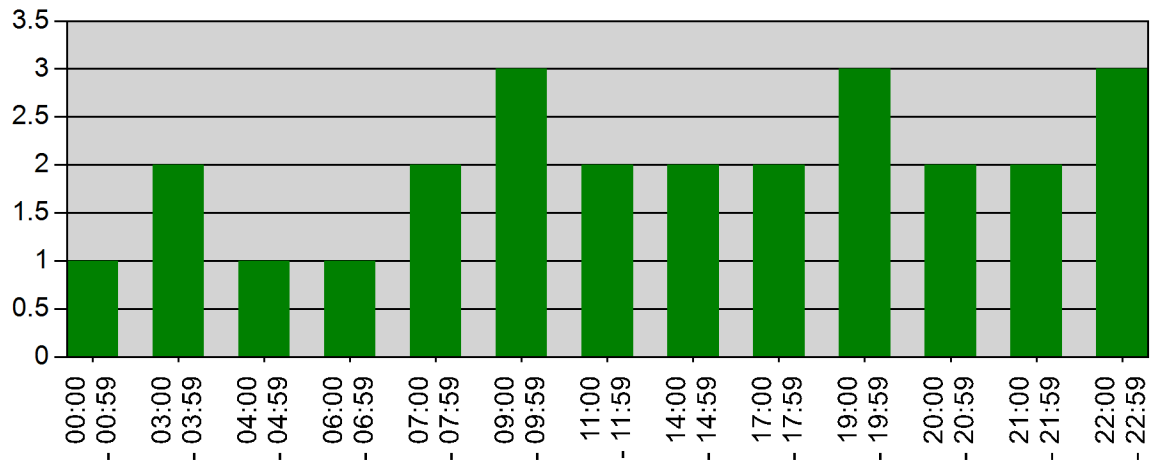
Bryan, OH

This report was generated on 10/6/2020 10:10:58 AM



Incidents by Hour for Date Range

Start Date: 08/01/2020 | End Date: 08/31/2020



HOURL	# of CALLS
00:00 - 00:59	1
03:00 - 03:59	2
04:00 - 04:59	1
06:00 - 06:59	1
07:00 - 07:59	2
09:00 - 09:59	3
11:00 - 11:59	2
14:00 - 14:59	2
17:00 - 17:59	2
19:00 - 19:59	3
20:00 - 20:59	2
21:00 - 21:59	2
22:00 - 22:59	3

Only REVIEWED incidents included



Bryan Fire Department

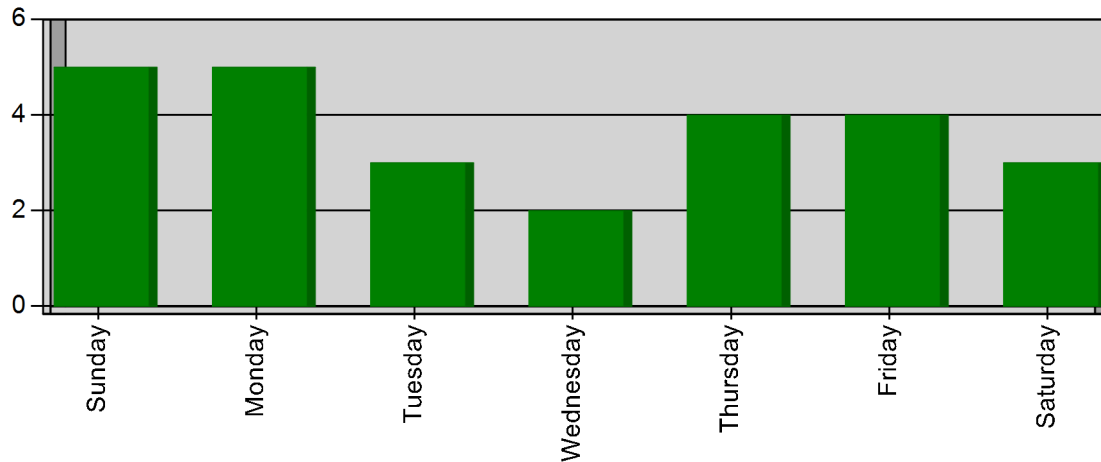
Bryan, OH

This report was generated on 10/6/2020 10:11:33 AM




Incidents by Day of the Week for Date Range

Start Incident Type: 100 | End Incident Type: 911 | Start Date: 08/01/2020 | End Date: 08/31/2020



DAY OF THE WEEK	# INCIDENTS
Sunday	5
Monday	5
Tuesday	3
Wednesday	2
Thursday	4
Friday	4
Saturday	3
TOTAL	26



emergencyreporting.com

Doc Id: 1284

Page # 1

Bryan Fire Department

Bryan, OH

This report was generated on 10/6/2020 10:13:00 AM



Count of Occupancies Inspected per Category Type and Subcategory per Inspection Type for Date Range

Start Date: 08/01/2020 | End Date: 08/31/2020

OCCUPANCY CATEGORY - SUBCATEGORY	COUNT
Business Group B	
Food	
Scheduled	1
Total Number of Inspections per Category:	1
Factory Industrial Group F	
F1 Moderate-hazard	
Fire Protection \ Alarm System Test	1
Total Number of Inspections per Category:	1
Mercantile Group M	
Service Stations	
Annual	1
Total Number of Inspections per Category:	1

Custom Report build. Inspections must be Completed to be counted.



Bryan Fire Department

Bryan, OH

This report was generated on 10/6/2020 10:14:00 AM



Non-Personnel Attendance per Event Type for Date Range

Event Categories: All Event Categories | Event Type(s): All Event Types | Start Date: 08/01/2020 | End Date: 08/31/2020

EVENT TYPE	DATE	EVENT NAME	CATEGORY	ATTENDING NON- PERSONNEL	TOTAL
Extinguisher Program					
	08/13/2020	Extinguisher - Tomco	Public Relations / Education		
				Adult	6
Total Non-Personnel for Extinguisher - Tomco:					6
Grand Non-Personnel Total:					6

Only LOCKED Events Included. If an event does not have any Non-Personnel in attendance, then it will not be included on this report.



Bryan Fire Department

Bryan, OH

This report was generated on 10/6/2020 10:15:34 AM



Count of Classes and People by Class Category with Class Hours and Man Hours for Date Range
Passed/Failed: Both Passed and Failed | Start Date: 08/01/2020 | End Date: 08/31/2020

	CLASS COUNT	TOTAL CLASS HOURS	COUNT OF PEOPLE	TOTAL MAN HOURS
Fire Officer Training	53	108:45	70	142:30
Firefighter Training	13	31:30	75	221:15
Probationary Training	3	3:15	6	6:30
GRAND TOTALS:	69	143:30	151	370:15

This report lists the actual count of Reviewed classes and the class hours, and the number of people who attended those classes and the total Man Hours for each Class Category. This report pulls training hours from the Training Code Hours field on the Info Page.

