



ACTIVITY REPORT

FOR SEPTEMBER 2020

FIRE CHIEF BRUCE R. SIDERS

A Letter from the Chief

Fall has finally arrived in Bryan, Ohio. We welcome the relief from the extraordinary heat that we had this past summer. With School now in full session, please be careful when approaching a school bus. Please be watchful of our most precious commodity, our children, as they go to and come home from school. Fall is also a time around here for events that happen every year. Once again, this year is different. While we are trying to keep our lives as normal as possible we need to take precautions to ensure everyone's safety. Please remember to wash your hands frequently, try to keep that six feet of separation, and of course wear your mask.

Calls for service in September increased slightly from August by six calls. To this point, your fire department has responded to 312 calls for service for 2020. Based on current data our current call volume is down overall 33 calls compared to the same time last year. However, we continue to be on course for our annual call volume of 400 + calls for service for 2020.

September is a good time to practice your fire escape plan with your family as fire never takes time off. Although we have not had the severe weather this year, it is very important to be ready and practice your severe weather plan.

Please stay safe and healthy this Fall.

Sincerely,

A handwritten signature in black ink, appearing to read "Bruce R. Siders". The signature is stylized with a large, looped "B" and "S".

Fire Chief Bruce R. Siders

Bryan Fire Department

Bryan, OH

This report was generated on 10/6/2020 9:31:02 AM



Incident Statistics

Start Date: 09/01/2020 | End Date: 09/30/2020

INCIDENT COUNT			
INCIDENT TYPE		# INCIDENTS	
EMS		6	
FIRE		26	
TOTAL		32	
TOTAL TRANSPORTS (N2 and N3)			
APPARATUS	# of APPARATUS TRANSPORTS	# of PATIENT TRANSPORTS	TOTAL # of PATIENT CONTACTS
TOTAL			
PRE-INCIDENT VALUE		LOSSES	
\$113,800.00		\$7,690.00	
CO CHECKS			
424 - Carbon monoxide incident		1	
736 - CO detector activation due to malfunction		1	
TOTAL		2	
MUTUAL AID			
Aid Type		Total	
Aid Given		2	
Aid Received		1	
OVERLAPPING CALLS			
# OVERLAPPING		% OVERLAPPING	
0		NaN	
LIGHTS AND SIREN - AVERAGE RESPONSE TIME (Dispatch to Arrival)			
Station	EMS	FIRE	
Bryan Fire Department	0:08:57	0:08:39	
AVERAGE FOR ALL CALLS		0:08:13	
LIGHTS AND SIREN - AVERAGE TURNOUT TIME (Dispatch to Enroute)			
Station	EMS	FIRE	
Bryan Fire Department	0:05:38	0:03:27	
AVERAGE FOR ALL CALLS		0:03:36	
AGENCY		AVERAGE TIME ON SCENE (MM:SS)	
Bryan Fire Department		36:34	

Only Reviewed Incidents included. CO Checks only includes Incident Types: 424, 736 and 734. # Apparatus Transports = # of incidents where apparatus transported. # Patient Transports = All patients transported by EMS. # Patient Contacts = # of PCR contacted by apparatus. This report now returns both NEMSIS 2 & 3 data as appropriate. For overlapping calls that span over multiple days, total per month will not equal Total count for year.



Bryan Fire Department

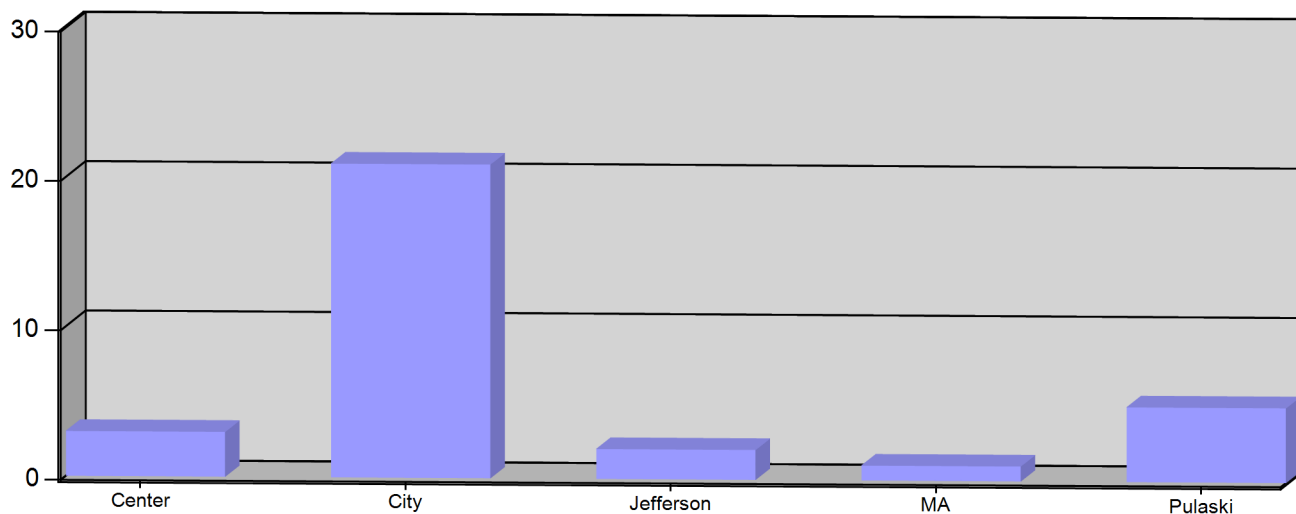
Bryan, OH

This report was generated on 10/6/2020 9:29:17 AM



Incident Count per Zone for Date Range

Start Date: 09/01/2020 | End Date: 09/30/2020



ZONE	# INCIDENTS
Center - Center Twp	3
City - Bryan	21
Jefferson - Jefferson Twp	2
MA - Mutual Aid	1
Pulaski - Pulaski Twp	5
TOTAL:	32

Zone information is defined on the Basic Info 3 screen of an incident. Only REVIEWED incidents included.
Archived Zones cannot be unarchived.



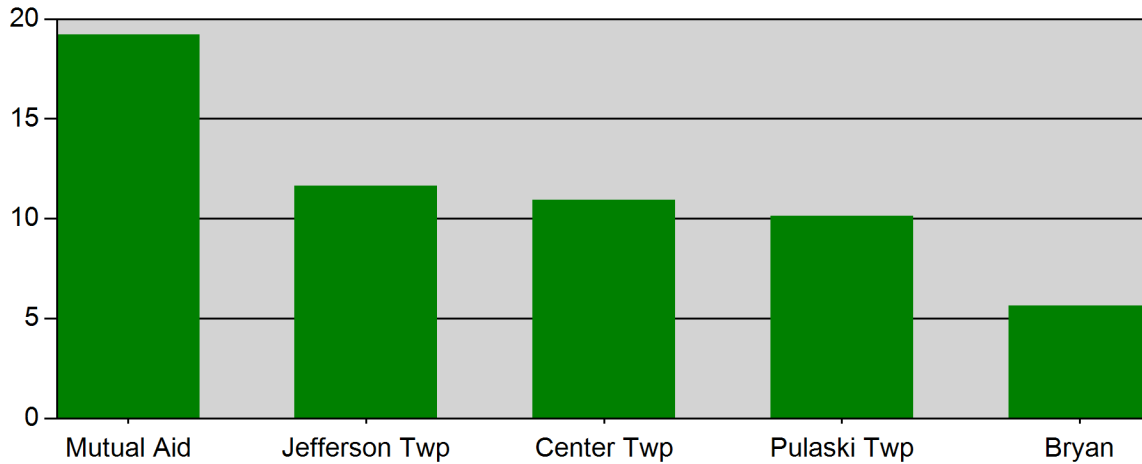
Bryan Fire Department

Bryan, OH

This report was generated on 10/6/2020 9:36:09 AM



Response Mode: Lights and Sirens | Start Date: 09/01/2020 | End Date: 09/30/2020



Zone	AVERAGE RESPONSE TIME (in minutes)
Mutual Aid	19.23
Jefferson Twp	11.64
Center Twp	10.94
Pulaski Twp	10.14
Bryan	5.65

Only REVIEWED incidents included. Response Time is Dispatched to Arrived.
Includes all apparatus with arrival times. Excludes "Cancelled" apparatus.



Bryan Fire Department

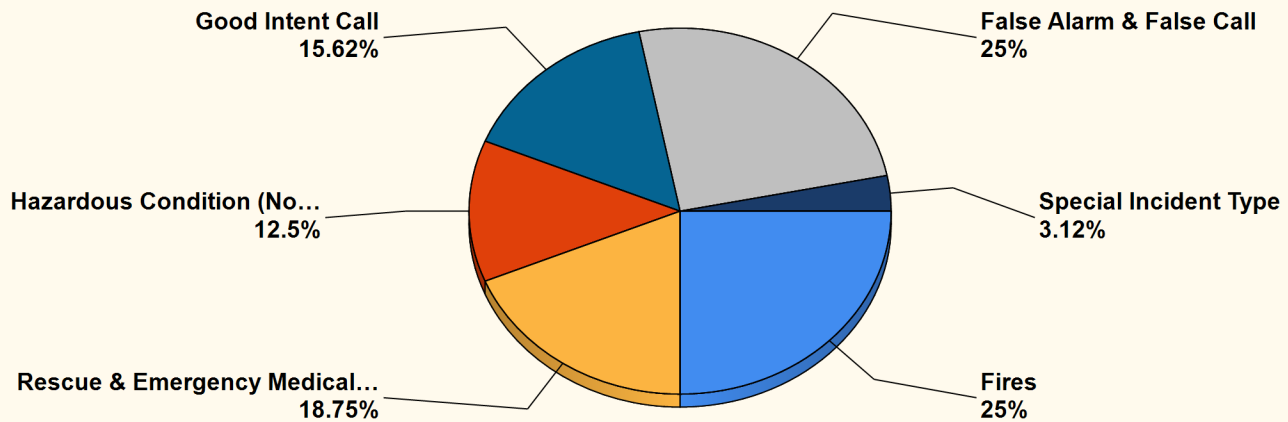
Bryan, OH

This report was generated on 10/6/2020 9:29:54 AM



Breakdown by Major Incident Types for Date Range

Zone(s): All Zones | Start Date: 09/01/2020 | End Date: 09/30/2020



MAJOR INCIDENT TYPE	# INCIDENTS	% of TOTAL
Fires	8	25%
Rescue & Emergency Medical Service	6	18.75%
Hazardous Condition (No Fire)	4	12.5%
Good Intent Call	5	15.62%
False Alarm & False Call	8	25%
Special Incident Type	1	3.12%
TOTAL	32	100%

Only REVIEWED and/or LOCKED IMPORTED incidents are included. Summary results for a major incident type are not displayed if the count is zero.



Detailed Breakdown by Incident Type

INCIDENT TYPE	# INCIDENTS	% of TOTAL
111 - Building fire	3	9.38%
116 - Fuel burner/boiler malfunction, fire confined	1	3.12%
118 - Trash or rubbish fire, contained	1	3.12%
130 - Mobile property (vehicle) fire, other	1	3.12%
131 - Passenger vehicle fire	1	3.12%
161 - Outside storage fire	1	3.12%
311 - Medical assist, assist EMS crew	3	9.38%
322 - Motor vehicle accident with injuries	3	9.38%
411 - Gasoline or other flammable liquid spill	1	3.12%
413 - Oil or other combustible liquid spill	1	3.12%
424 - Carbon monoxide incident	1	3.12%
444 - Power line down	1	3.12%
611 - Dispatched & cancelled en route	4	12.5%
651 - Smoke scare, odor of smoke	1	3.12%
721 - Bomb scare - no bomb	1	3.12%
733 - Smoke detector activation due to malfunction	3	9.38%
736 - CO detector activation due to malfunction	1	3.12%
740 - Unintentional transmission of alarm, other	1	3.12%
745 - Alarm system activation, no fire - unintentional	2	6.25%
911 - Citizen complaint	1	3.12%
TOTAL INCIDENTS:	32	100%

Only REVIEWED and/or LOCKED IMPORTED incidents are included. Summary results for a major incident type are not displayed if the count is zero.



Bryan Fire Department

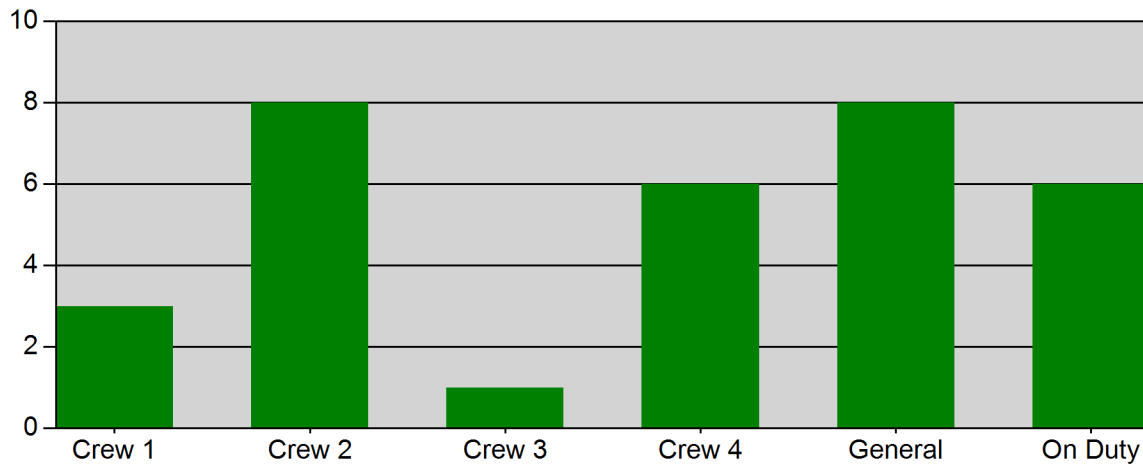
Bryan, OH

This report was generated on 10/12/2020 11:50:49 AM



Incidents by Shift for Date Range

Start Date: 09/01/2020 | End Date: 09/30/2020



SHIFT	# INCIDENTS
Crew 1	3
Crew 2	8
Crew 3	1
Crew 4	6
General	8
On Duty	6

TOTAL: 32

Incidents with multiple EXPOSURES, with distinct stations, may create a slight difference between the report total and total number of actual incidents for the DATE RANGE provided. The totals reflect the # INCIDENTS each STATION was assigned. Only REVIEWED incidents included.



Bryan Fire Department

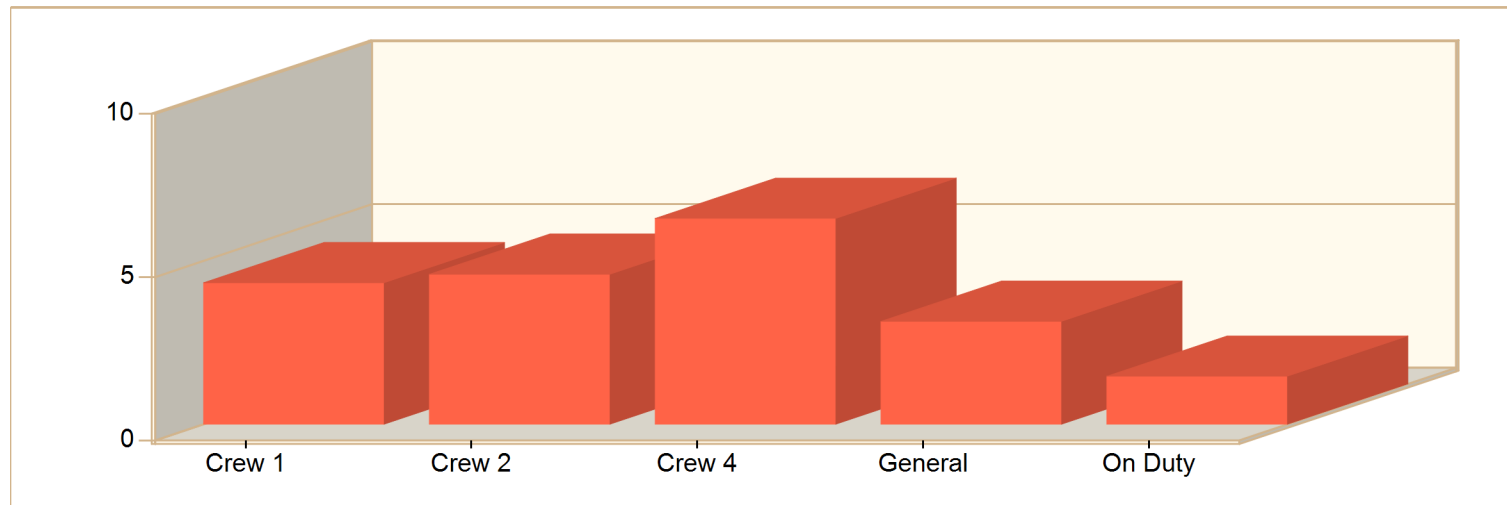
Bryan, OH

This report was generated on 10/6/2020 9:40:13 AM



Average Turnout Time per Shift for Date Range

Start Date: 09/01/2020 | End Date: 09/30/2020



SHIFT	AVERAGE TURNOUT TIME as MM:SS (Dispatch to Enroute)
Crew 1	4:20
Crew 2	4:36
Crew 4	6:18
General	3:09
On Duty	1:28

Committed time (minutes) is the difference between the DISPATCH and ENROUTE time of Basic Info 4. Only REVIEWED incidents included.



Bryan Fire Department

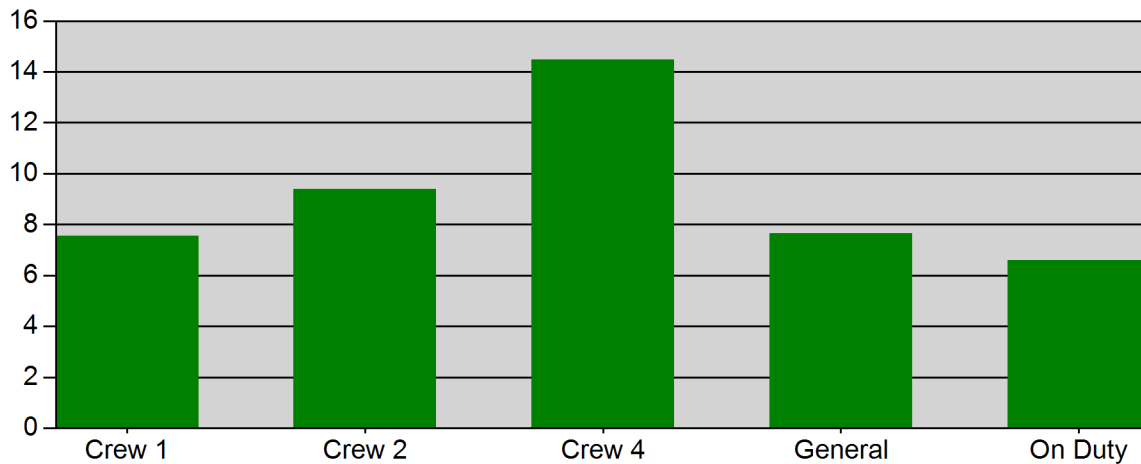
Bryan, OH

This report was generated on 10/12/2020 11:55:11 AM



Average Response Time per Shift for Response Mode for Date Range

Response Mode to Scene: Lights and Sirens | Start Date: 09/01/2020 | End Date: 09/30/2020



SHIFT	AVERAGE RESPONSE TIME in minutes (Dispatch to Arrived)
Crew 1	7.57
Crew 2	9.40
Crew 4	14.48
General	7.65
On Duty	6.60

Average Response Time calculated from DISPATCH and ARRIVED times. Only REVIEWED Incidents are included.



Bryan Fire Department

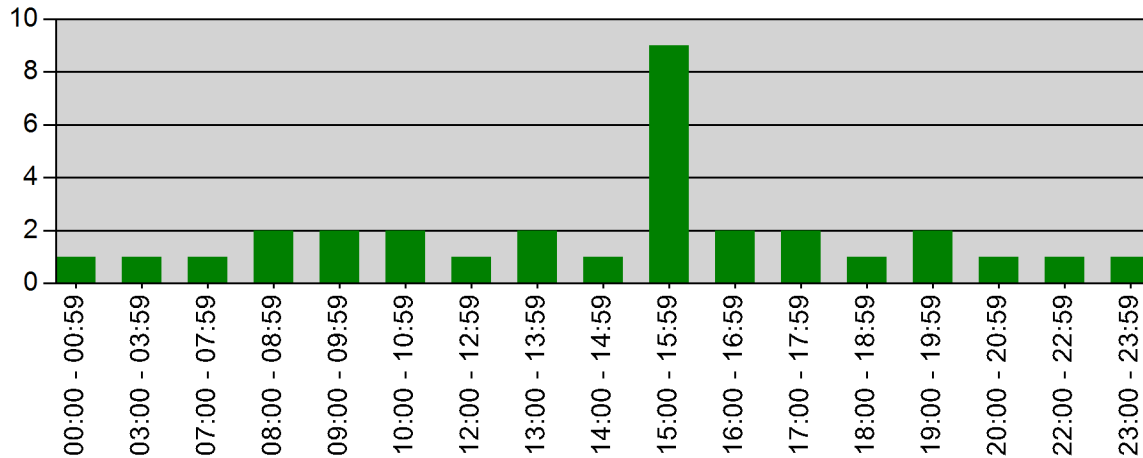
Bryan, OH

This report was generated on 10/6/2020 9:27:39 AM



Incidents by Hour for Date Range

Start Date: 09/01/2020 | End Date: 09/30/2020



Hour	# of CALLS
00:00 - 00:59	1
03:00 - 03:59	1
07:00 - 07:59	1
08:00 - 08:59	2
09:00 - 09:59	2
10:00 - 10:59	2
12:00 - 12:59	1
13:00 - 13:59	2
14:00 - 14:59	1
15:00 - 15:59	9
16:00 - 16:59	2
17:00 - 17:59	2
18:00 - 18:59	1
19:00 - 19:59	2
20:00 - 20:59	1
22:00 - 22:59	1
23:00 - 23:59	1

Only REVIEWED incidents included



Bryan Fire Department

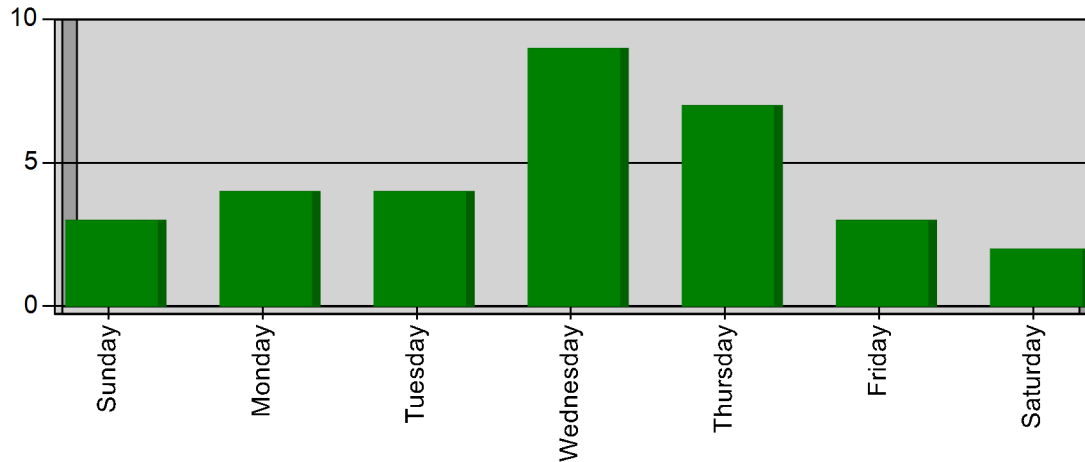
Bryan, OH

This report was generated on 10/6/2020 9:28:40 AM



Incidents by Day of the Week for Date Range

Start Incident Type: 100 | End Incident Type: 911 | Start Date: 09/01/2020 | End Date: 09/30/2020



DAY OF THE WEEK	# INCIDENTS
Sunday	3
Monday	4
Tuesday	4
Wednesday	9
Thursday	7
Friday	3
Saturday	2
TOTAL	32



emergencyreporting.com

Doc Id: 1284

Page # 1

Bryan Fire Department

Bryan, OH

This report was generated on 10/6/2020 9:30:34 AM



Count of Occupancies Inspected per Category Type and Subcategory per Inspection Type for Date Range

Start Date: 09/01/2020 | End Date: 09/30/2020

OCCUPANCY CATEGORY - SUBCATEGORY	COUNT
Educational Group E	
Traditional School	
Annual	5
Reinspection	1
Total Number of Inspections per Category:	6
Factory Industrial Group F	
F1 Moderate-hazard	
Fire Protection \ Alarm System Test	1
Total Number of Inspections per Category:	1
Residential Group R	
R1 Hotels / Motels	
Fire Protection \ Alarm System Test	1
Total Number of Inspections per Category:	1

Custom Report build. Inspections must be Completed to be counted.



Bryan Fire Department

Bryan, OH

This report was generated on 10/6/2020 9:36:44 AM



Count of Classes and People by Class Category with Class Hours and Man Hours for Date Range
Passed/Failed: Both Passed and Failed | Start Date: 09/01/2020 | End Date: 09/30/2020

	CLASS COUNT	TOTAL CLASS HOURS	COUNT OF PEOPLE	TOTAL MAN HOURS
EMS	9	22:00	42	90:00
Fire Investigation and Inspection Training	1	1:00	1	1:00
Fire Officer Training	5	9:30	7	12:30
Firefighter Training	13	37:15	82	246:00
Probationary Training	6	24:45	19	124:00
Special Operations Training	4	10:15	21	47:15
GRAND TOTALS:	38	104:45	172	520:45

This report lists the actual count of Reviewed classes and the class hours, and the number of people who attended those classes and the total Man Hours for each Class Category. This report pulls training hours from the Training Code Hours field on the Info Page.

