



ACTIVITY REPORT

FOR NOVEMBER 2020

FIRE CHIEF BRUCE R. SIDERS

A Letter from the Chief

Ah, November is here. A time to begin to look back on another year, and boy what a year it has been. November is also a time when we give thanks for what has been given and provided. This year is no different. We have a lot to be thankful for this year. Within the fire department, we are thankful for the health and safety of our firefighters and their families. Without them, we would not be able to respond to the needs of our community. We are thankful for a community that supports the fire department by ensuring we have the resources that we need to respond to your emergencies in your time of need. We are thankful for the ability to do this service for our community and look forward to being able to provide for our community in the future. Of course, November is a time for Cooking. We know that this year is different but when you are cooking, please be safe as cooking fires are one of highest causes for fires in the home.

Winter is coming. Now is the time to get your furnace checked. Carbon Monoxide is a colorless, odorless, tasteless gas that is created from our gas-fired appliances such as furnaces, stoves, dryers, and hot water heaters. If these appliances are not properly maintained or are not working correctly, they can give off this deadly gas. Please take the time to get them checked before something bad happens. Install a Carbon monoxide detector in your home. Also, check your smoke detectors. If they are ten years or older, it is time to replaced them. If you do not know how old your smoke detector is, go ahead and get a new one. Please take the time to practice your fire escape plan with your family.

November is also the time when we begin to put up our Christmas decorations. Please be careful. Follow manufacturer's instructions for the number of strands to connect. Make sure, when you put up your tree that you keep it at least 3 feet away from heat sources such as fireplaces, radiators, and space heaters. Also, if you have a live Christmas tree, water it every day.

To this point, your fire department has responded to 375 calls for service for 2020. Based on current data our current call volume is down overall as compared to the same time last year. However, we continue to be on course for our annual call volume of 400 + calls for service for 2020.

Have a blessed and happy holiday season.

Merry Christmas,

A handwritten signature in black ink, appearing to read "Bruce R. Siders". The signature is stylized with a large, looped "B" and "S".

Fire Chief Bruce R. Siders

Bryan Fire Department

Bryan, OH

This report was generated on 12/1/2020 11:03:55 AM



Incident Statistics

Start Date: 11/01/2020 | End Date: 11/30/2020

INCIDENT COUNT			
INCIDENT TYPE		# INCIDENTS	
EMS		4	
FIRE		20	
TOTAL		24	
TOTAL TRANSPORTS (N2 and N3)			
APPARATUS	# of APPARATUS TRANSPORTS	# of PATIENT TRANSPORTS	TOTAL # of PATIENT CONTACTS
TOTAL			
PRE-INCIDENT VALUE		LOSSES	
\$20,000.00		\$2,000.00	
CO CHECKS			
424 - Carbon monoxide incident		1	
TOTAL		1	
MUTUAL AID			
Aid Type		Total	
Aid Given		1	
OVERLAPPING CALLS			
# OVERLAPPING		% OVERLAPPING	
0		NaN	
LIGHTS AND SIREN - AVERAGE RESPONSE TIME (Dispatch to Arrival)			
Station	EMS	FIRE	
Bryan Fire Department	0:11:28	0:09:34	
AVERAGE FOR ALL CALLS		0:09:43	
LIGHTS AND SIREN - AVERAGE TURNOUT TIME (Dispatch to Enroute)			
Station	EMS	FIRE	
Bryan Fire Department	0:08:20	0:05:09	
AVERAGE FOR ALL CALLS		0:05:31	
AGENCY		AVERAGE TIME ON SCENE (MM:SS)	
Bryan Fire Department		22:44	

Only Reviewed Incidents included. CO Checks only includes Incident Types: 424, 736 and 734. # Apparatus Transports = # of incidents where apparatus transported. # Patient Transports = All patients transported by EMS. # Patient Contacts = # of PCR contacted by apparatus. This report now returns both NEMSIS 2 & 3 data as appropriate. For overlapping calls that span over multiple days, total per month will not equal Total count for year.



emergencyreporting.com
Doc Id: 1645
Page # 1 of 1

Bryan Fire Department

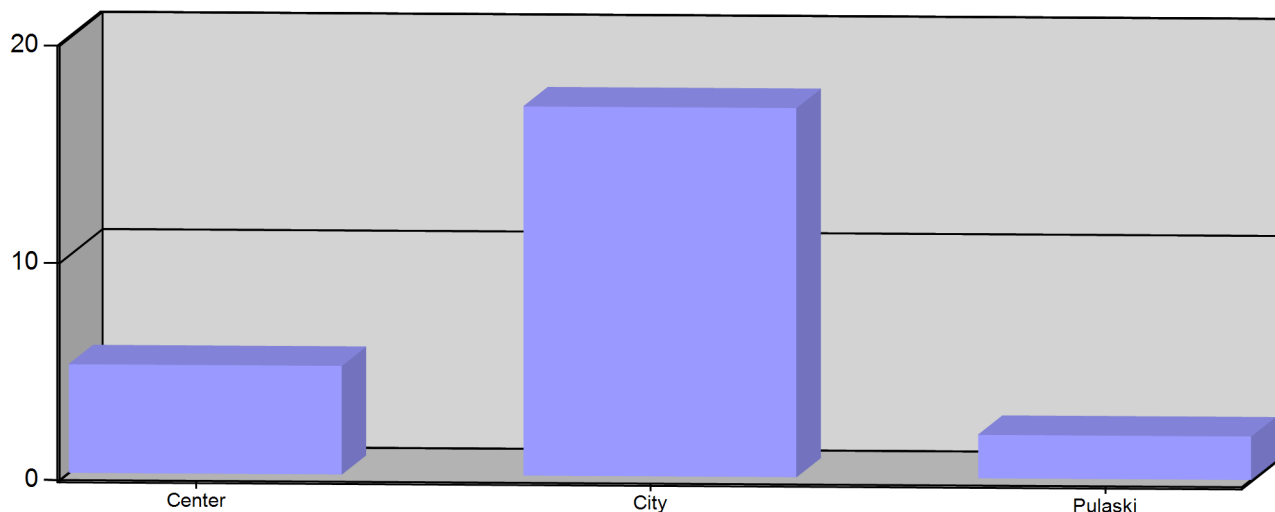
Bryan, OH

This report was generated on 12/1/2020 11:00:53 AM



Incident Count per Zone for Date Range

Start Date: 11/01/2020 | End Date: 11/30/2020



ZONE	# INCIDENTS
Center - Center Twp	5
City - Bryan	17
Pulaski - Pulaski Twp	2
TOTAL:	24

Zone information is defined on the Basic Info 3 screen of an incident. Only REVIEWED incidents included.
Archived Zones cannot be unarchived.



emergencyreporting.com

Doc Id: 270

Page # 1 of 1

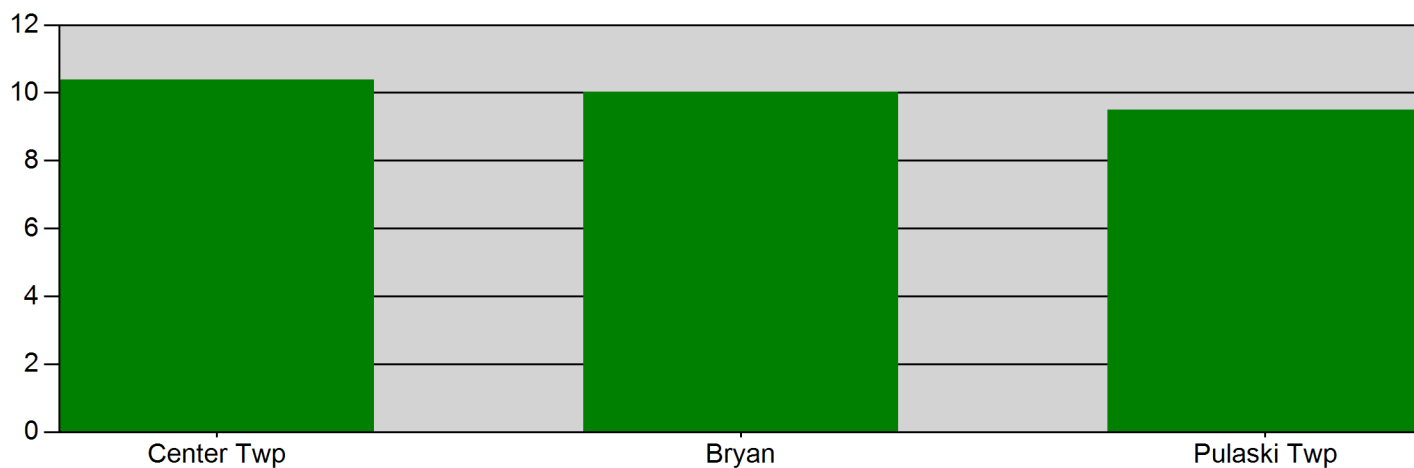
Bryan Fire Department

Bryan, OH

This report was generated on 12/1/2020 11:06:51 AM



Response Mode: Lights and Sirens | Start Date: 11/01/2020 | End Date: 11/30/2020



Zone	AVERAGE RESPONSE TIME (in minutes)
Center Twp	10.38
Bryan	10.03
Pulaski Twp	9.50

Only REVIEWED incidents included. Response Time is Dispatched to Arrived. Includes all apparatus with arrival times. Excludes "Cancelled" apparatus.



emergencyreporting.com
Doc Id: 342
Page # 1 of 1

Bryan Fire Department

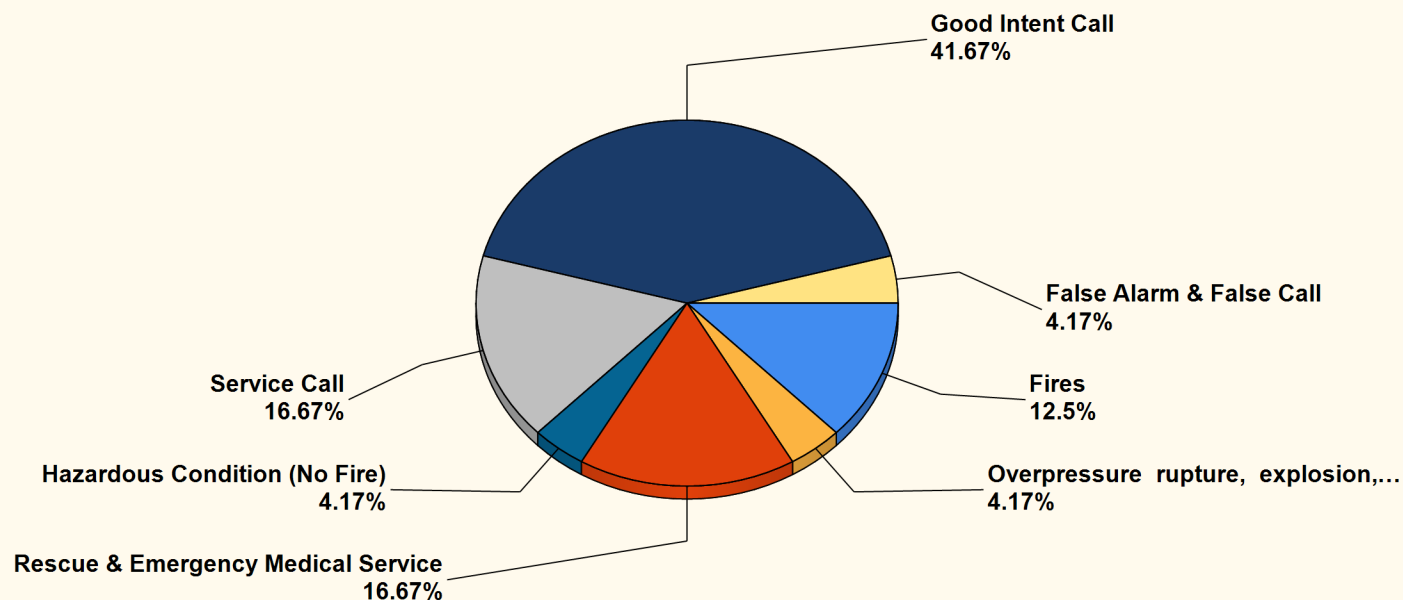
Bryan, OH

This report was generated on 12/1/2020 11:01:45 AM



Breakdown by Major Incident Types for Date Range

Zone(s): All Zones | Start Date: 11/01/2020 | End Date: 11/30/2020



MAJOR INCIDENT TYPE	# INCIDENTS	% of TOTAL
Fires	3	12.5%
Overpressure rupture, explosion, overheating - no fire	1	4.17%
Rescue & Emergency Medical Service	4	16.67%
Hazardous Condition (No Fire)	1	4.17%
Service Call	4	16.67%
Good Intent Call	10	41.67%
False Alarm & False Call	1	4.17%
TOTAL	24	100%

Only REVIEWED and/or LOCKED IMPORTED incidents are included. Summary results for a major incident type are not displayed if the count is zero.



emergencyreporting.com
Doc Id: 553
Page # 1 of 2

Detailed Breakdown by Incident Type

INCIDENT TYPE	# INCIDENTS	% of TOTAL
132 - Road freight or transport vehicle fire	1	4.17%
141 - Forest, woods or wildland fire	1	4.17%
154 - Dumpster or other outside trash receptacle fire	1	4.17%
251 - Excessive heat, scorch burns with no ignition	1	4.17%
311 - Medical assist, assist EMS crew	1	4.17%
321 - EMS call, excluding vehicle accident with injury	1	4.17%
322 - Motor vehicle accident with injuries	1	4.17%
324 - Motor vehicle accident with no injuries.	1	4.17%
424 - Carbon monoxide incident	1	4.17%
551 - Assist police or other governmental agency	1	4.17%
561 - Unauthorized burning	3	12.5%
600 - Good intent call, other	1	4.17%
611 - Dispatched & cancelled en route	6	25%
622 - No incident found on arrival at dispatch address	1	4.17%
651 - Smoke scare, odor of smoke	1	4.17%
671 - HazMat release investigation w/no HazMat	1	4.17%
735 - Alarm system sounded due to malfunction	1	4.17%
TOTAL INCIDENTS:	24	100%

Only REVIEWED and/or LOCKED IMPORTED incidents are included. Summary results for a major incident type are not displayed if the count is zero.



Bryan Fire Department

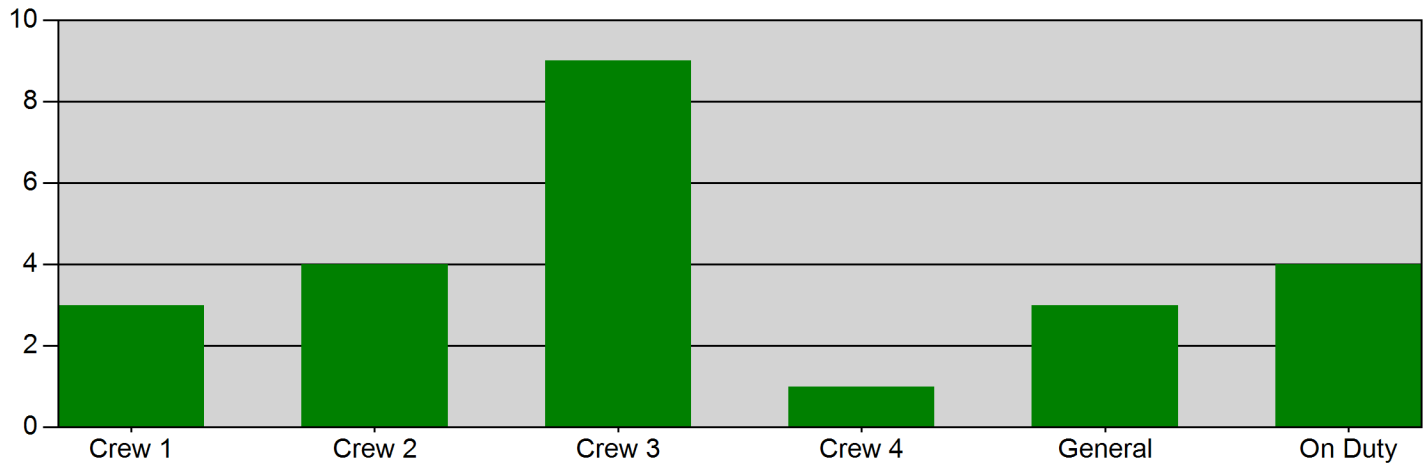
Bryan, OH

This report was generated on 12/1/2020 10:56:57 AM



Incidents by Shift for Date Range

Start Date: 11/01/2020 | End Date: 11/30/2020



SHIFT	# INCIDENTS
Crew 1	3
Crew 2	4
Crew 3	9
Crew 4	1
General	3
On Duty	4

TOTAL: 24

Incidents with multiple EXPOSURES, with distinct stations, may create a slight difference between the report total and total number of actual incidents for the DATE RANGE provided. The totals reflect the # INCIDENTS each STATION was assigned. Only REVIEWED incidents included.



emergencyreporting.com
Doc Id: 27
Page # 1 of 1

Bryan Fire Department

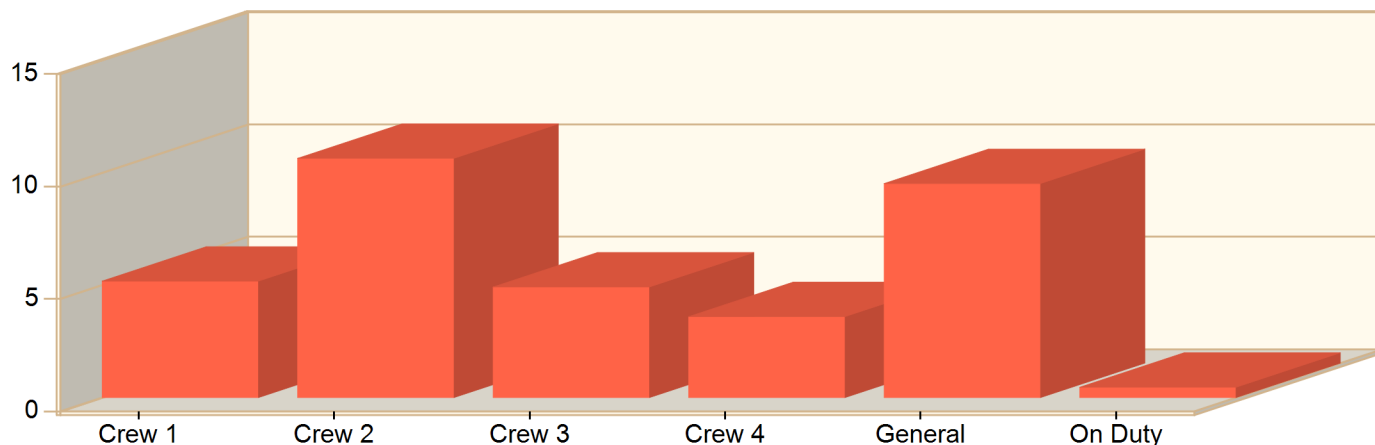
Bryan, OH

This report was generated on 12/1/2020 11:10:21 AM



Average Turnout Time per Shift for Date Range

Start Date: 11/01/2020 | End Date: 11/30/2020



SHIFT	AVERAGE TURNOUT TIME as MM:SS (Dispatch to Enroute)
Crew 1	5:11
Crew 2	10:38
Crew 3	4:55
Crew 4	3:36
General	9:31
On Duty	0:27

Committed time (minutes) is the difference between the DISPATCH and ENROUTE time of Basic Info 4. Only REVIEWED incidents included.



emergencyreporting.com
Doc Id: 654
Page # 1 of 1

Bryan Fire Department

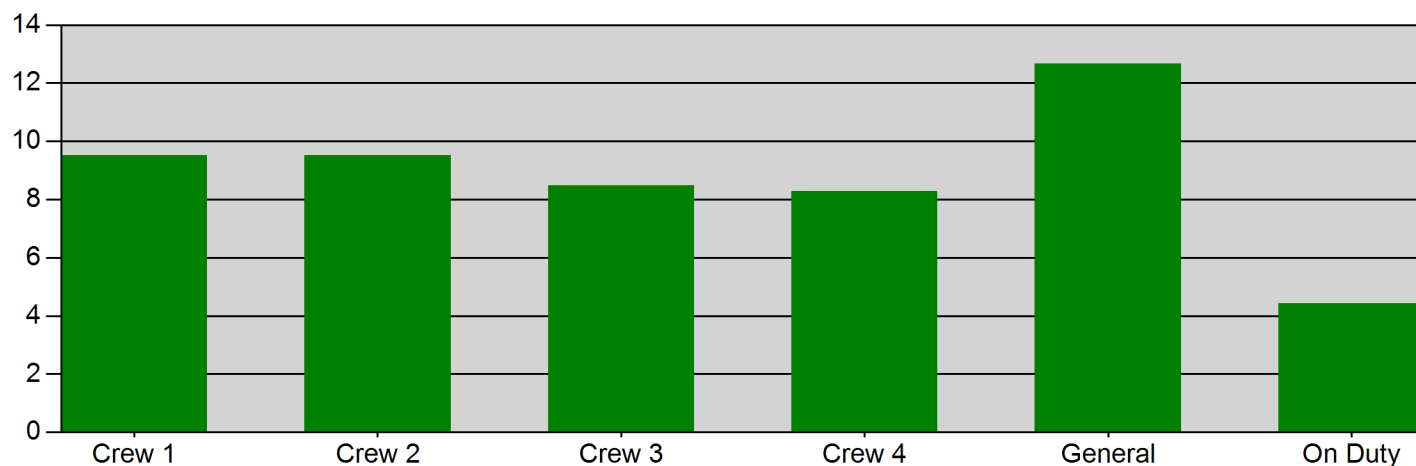
Bryan, OH

This report was generated on 12/1/2020 11:05:43 AM



Average Response Time per Shift for Response Mode for Date Range

Response Mode to Scene: Lights and Sirens | Start Date: 11/01/2020 | End Date: 11/30/2020



SHIFT	AVERAGE RESPONSE TIME in minutes (Dispatch to Arrived)
Crew 1	9.52
Crew 2	9.51
Crew 3	8.49
Crew 4	8.28
General	12.66
On Duty	4.43

Average Response Time calculated from DISPATCH and ARRIVED times. Only REVIEWED Incidents are included.

Bryan Fire Department

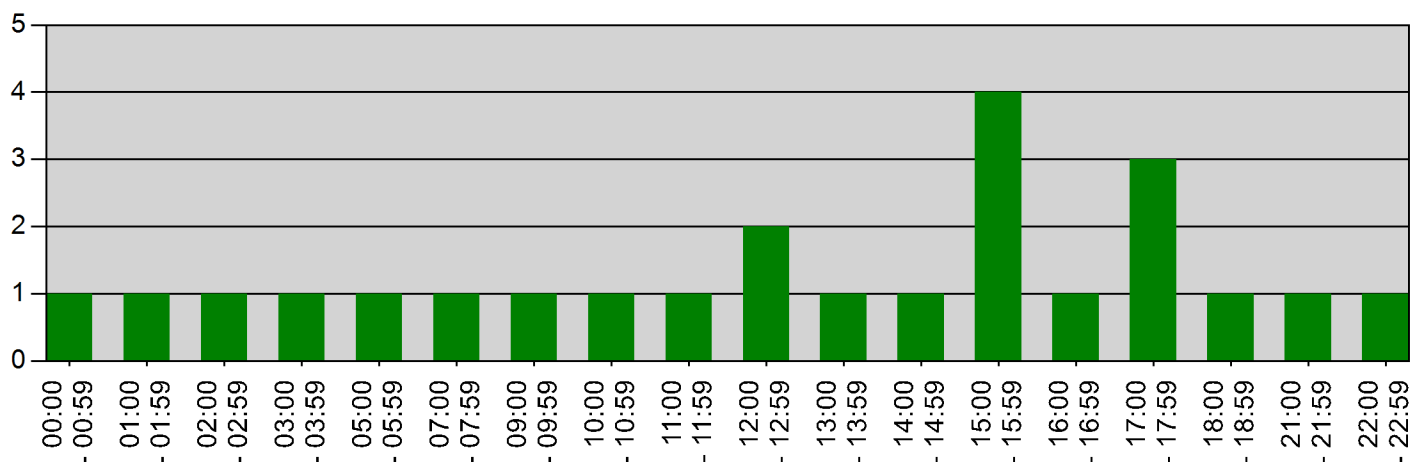
Bryan, OH

This report was generated on 12/1/2020 10:58:44 AM



Incidents by Hour for Date Range

Start Date: 11/01/2020 | End Date: 11/30/2020



Hour	# of CALLS
00:00 - 00:59	1
01:00 - 01:59	1
02:00 - 02:59	1
03:00 - 03:59	1
05:00 - 05:59	1
07:00 - 07:59	1
09:00 - 09:59	1
10:00 - 10:59	1
11:00 - 11:59	1
12:00 - 12:59	2
13:00 - 13:59	1
14:00 - 14:59	1
15:00 - 15:59	4
16:00 - 16:59	1
17:00 - 17:59	3
18:00 - 18:59	1
21:00 - 21:59	1
22:00 - 22:59	1

Only REVIEWED incidents included



emergencyreporting.com
Doc Id: 19
Page # 1 of 1

Bryan Fire Department

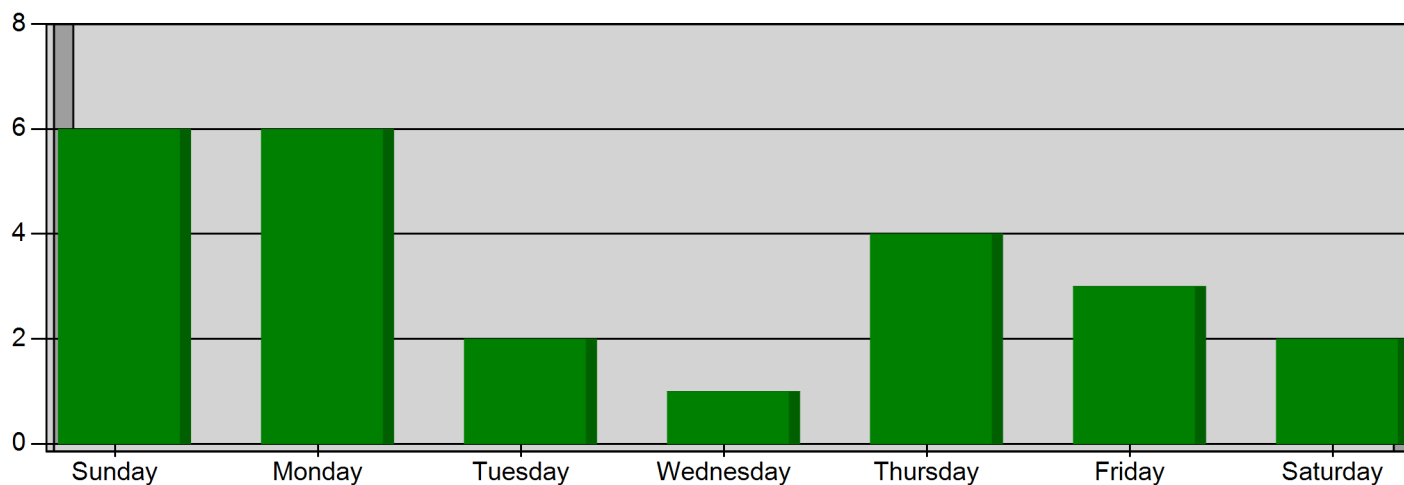
Bryan, OH

This report was generated on 12/1/2020 10:59:43 AM



Incidents by Day of the Week for Date Range

Start Incident Type: 100 | End Incident Type: 911 | Start Date: 11/01/2020 | End Date: 11/30/2020



DAY OF THE WEEK	# INCIDENTS
Sunday	6
Monday	6
Tuesday	2
Wednesday	1
Thursday	4
Friday	3
Saturday	2

TOTAL

24



**EMERGENCY
REPORTING**

emergencyreporting.com

Doc Id: 1284

Page # 1 of 1

Bryan Fire Department

Bryan, OH

This report was generated on 12/1/2020 11:03:20 AM



Count of Occupancies Inspected per Category Type and Subcategory per Inspection Type for Date Range

Start Date: 11/01/2020 | End Date: 11/30/2020

OCCUPANCY CATEGORY - SUBCATEGORY		COUNT
Assembly Group A		
A2 Food and Drink		
Annual		1
Total Number of Inspections per Category:		1
Business Group B		
Office		
Annual		2
Total Number of Inspections per Category:		2
Educational Group E		
Daycare with more than 5 children age 2.5 or older Group E		
Annual		1
Total Number of Inspections per Category:		1
Residential 1,2,3 Family Dwelling		
Residential 1,2 and 3 Family Dwelling		
Foster Care/Adoption		1
Total Number of Inspections per Category:		1

Custom Report build. Inspections must be Completed to be counted.



emergencyreporting.com

Doc Id: 1752

Page # 1 of 1

Bryan Fire Department

Bryan, OH

This report was generated on 12/1/2020 11:09:55 AM



Count of Classes and People by Class Category with Class Hours and Man Hours for Date Range
Passed/Failed: Both Passed and Failed | Start Date: 11/01/2020 | End Date: 11/30/2020

	CLASS COUNT	TOTAL CLASS HOURS	COUNT OF PEOPLE	TOTAL MAN HOURS
EMS	4	13:15	21	69:15
Fire Investigation and Inspection Training	2	3:00	9	12:00
Fire Officer Training	7	14:00	7	14:00
Firefighter Training	5	8:15	29	44:00
Probationary Training	6	21:15	16	72:00
GRAND TOTALS:	24	59:45	82	211:15

This report lists the actual count of Reviewed classes and the class hours, and the number of people who attended those classes and the total Man Hours for each Class Category. This report pulls training hours from the Training Code Hours field on the Info Page.