



ACTIVITY REPORT

FOR OCTOBER 2020

FIRE CHIEF BRUCE R. SIDERS

A Letter from the Chief

October is the time of year when we start to make those preparations in Northwest Ohio for the winter months ahead. We are raking our leaves and doing fall maintenance items like finish painting the house sealing cracks, etc. Now is the time to also get your furnace checked before the cold weather gets here to stay. Carbon Monoxide is a colorless, odorless, tasteless gas that is created from our gas-fired appliances such as furnaces, stoves, dryers, and hot water heaters. If these appliances are not properly maintained or are not working correctly, they can give off this deadly gas. Please take the time to get them checked before something bad happens. Install a Carbon monoxide detector in your home.

October is also fire prevention month. Check your smoke detectors. If they are ten years or older, it is time to replaced them. If you do not know how old your smoke detector is, go ahead and get a new one. It is also time to fall back to standard time at the beginning of November. With that, it is also time to change the batteries in our smoke detectors. Please take the time to practice your fire escape plan with your family.

Fall is also a time around here for events that happen every year. Once again, this year is different. While we are trying to keep our lives as normal as possible we need to take precautions to ensure everyone's safety. Please remember to wash your hands frequently, try to keep that six feet of separation, and of course wear your mask.

Calls for service in October increased from September by seven calls. To this point, your fire department has responded to 351 calls for service for 2020. Based on current data our current call volume is up overall as compared to the same time last year. However, we continue to be on course for our annual call volume of 400 + calls for service for 2020.

Please stay safe and healthy this fall.

Sincerely,

A handwritten signature in black ink, appearing to read "Bruce R. Siders". The signature is written in a cursive, flowing style.

Fire Chief Bruce R. Siders

Bryan Fire Department

Bryan, OH

This report was generated on 11/10/2020 11:41:09 AM



Incident Statistics

Start Date: 10/01/2020 | End Date: 10/31/2020

INCIDENT COUNT			
INCIDENT TYPE		# INCIDENTS	
EMS		12	
FIRE		27	
TOTAL		39	
TOTAL TRANSPORTS (N2 and N3)			
APPARATUS	# of APPARATUS TRANSPORTS	# of PATIENT TRANSPORTS	TOTAL # of PATIENT CONTACTS
TOTAL			
PRE-INCIDENT VALUE		LOSSES	
\$600,000.00		\$600,000.00	
CO CHECKS			
746 - Carbon monoxide detector activation, no CO		1	
TOTAL		1	
MUTUAL AID			
Aid Type		Total	
Aid Given		1	
Aid Received		1	
OVERLAPPING CALLS			
# OVERLAPPING		% OVERLAPPING	
3		7.69	
LIGHTS AND SIREN - AVERAGE RESPONSE TIME (Dispatch to Arrival)			
Station	EMS	FIRE	
Bryan Fire Department	0:04:39	0:08:29	
AVERAGE FOR ALL CALLS		0:06:45	
LIGHTS AND SIREN - AVERAGE TURNOUT TIME (Dispatch to Enroute)			
Station	EMS	FIRE	
Bryan Fire Department	0:01:40	0:03:10	
AVERAGE FOR ALL CALLS		0:03:03	
AGENCY		AVERAGE TIME ON SCENE (MM:SS)	
Bryan Fire Department		30:48	

Only Reviewed Incidents included. CO Checks only includes Incident Types: 424, 736 and 734. # Apparatus Transports = # of incidents where apparatus transported. # Patient Transports = All patients transported by EMS. # Patient Contacts = # of PCR contacted by apparatus. This report now returns both NEMSIS 2 & 3 data as appropriate. For overlapping calls that span over multiple days, total per month will not equal Total count for year.



emergencyreporting.com
Doc Id: 1645
Page # 1 of 1

Bryan Fire Department

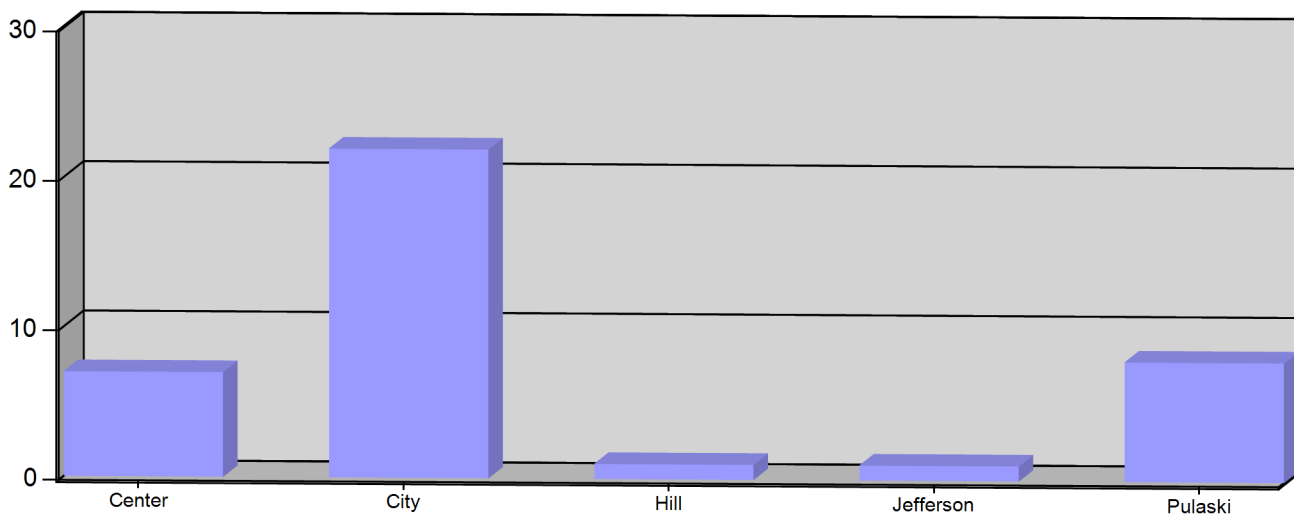
Bryan, OH

This report was generated on 11/10/2020 11:39:22 AM



Incident Count per Zone for Date Range

Start Date: 10/01/2020 | End Date: 10/31/2020



ZONE	# INCIDENTS
Center - Center Twp	7
City - Bryan	22
Hill - Hillside	1
Jefferson - Jefferson Twp	1
Pulaski - Pulaski Twp	8

TOTAL: 39

Zone information is defined on the Basic Info 3 screen of an incident. Only REVIEWED incidents included. Archived Zones cannot be unarchived.



emergencyreporting.com

Doc Id: 270

Page # 1 of 1

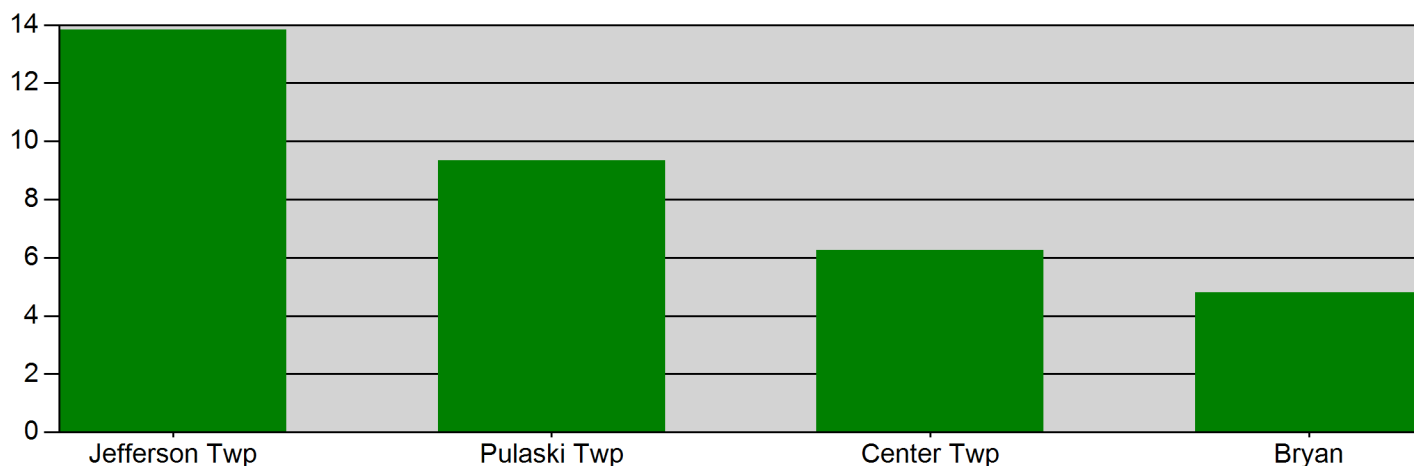
Bryan Fire Department

Bryan, OH

This report was generated on 11/10/2020 11:45:05 AM



Response Mode: Lights and Sirens | Start Date: 10/1/2020 | End Date: 10/31/2020



Zone	AVERAGE RESPONSE TIME (in minutes)
Jefferson Twp	13.84
Pulaski Twp	9.34
Center Twp	6.25
Bryan	4.81

Only REVIEWED incidents included. Response Time is Dispatched to Arrived. Includes all apparatus with arrival times. Excludes "Cancelled" apparatus.



Bryan Fire Department

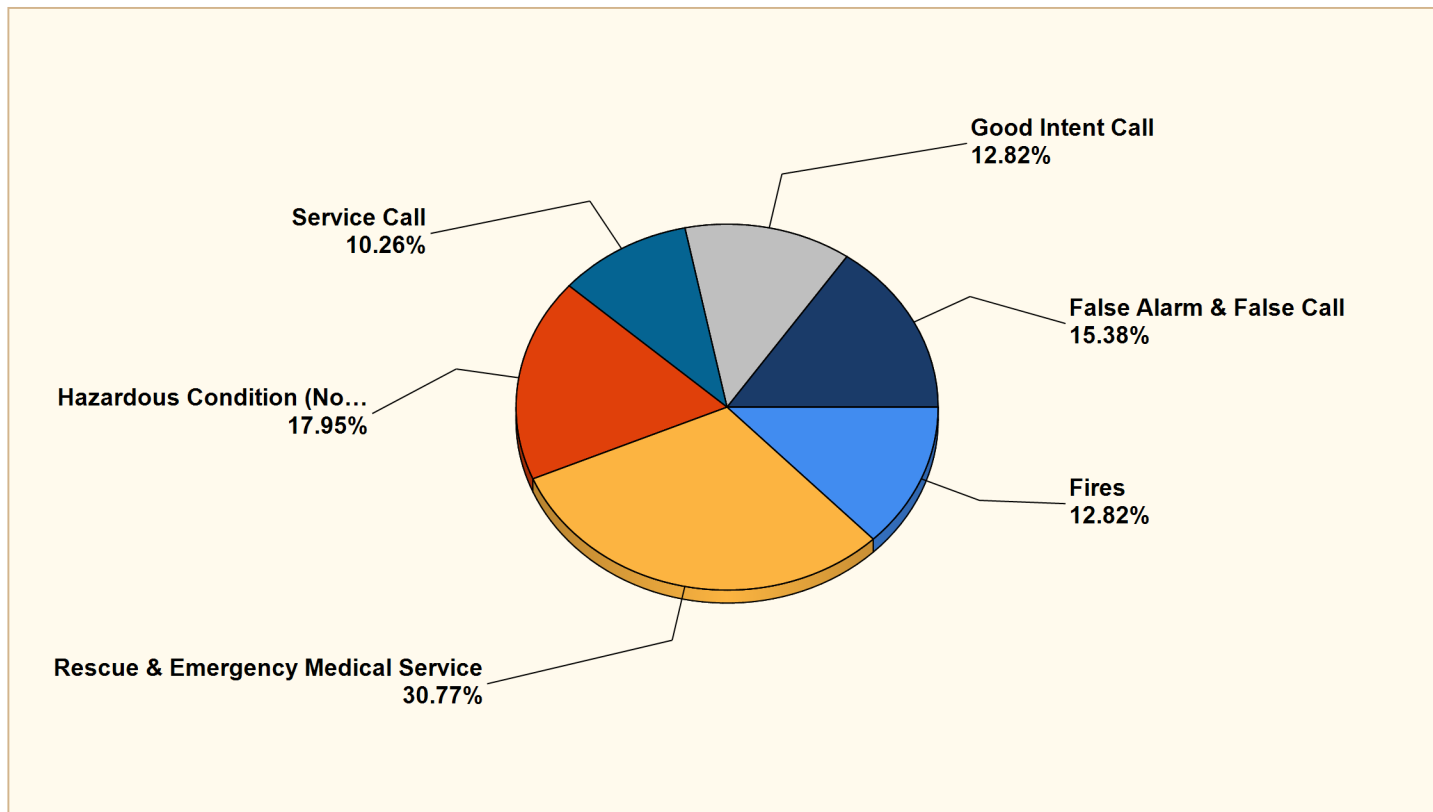
Bryan, OH

This report was generated on 11/10/2020 11:39:58 AM



Breakdown by Major Incident Types for Date Range

Zone(s): All Zones | Start Date: 10/01/2020 | End Date: 10/31/2020



MAJOR INCIDENT TYPE	# INCIDENTS	% of TOTAL
Fires	5	12.82%
Rescue & Emergency Medical Service	12	30.77%
Hazardous Condition (No Fire)	7	17.95%
Service Call	4	10.26%
Good Intent Call	5	12.82%
False Alarm & False Call	6	15.38%
TOTAL	39	100%

Only REVIEWED and/or LOCKED IMPORTED incidents are included. Summary results for a major incident type are not displayed if the count is zero.



Detailed Breakdown by Incident Type

INCIDENT TYPE	# INCIDENTS	% of TOTAL
113 - Cooking fire, confined to container	1	2.56%
131 - Passenger vehicle fire	1	2.56%
138 - Off-road vehicle or heavy equipment fire	2	5.13%
153 - Construction or demolition landfill fire	1	2.56%
311 - Medical assist, assist EMS crew	4	10.26%
321 - EMS call, excluding vehicle accident with injury	1	2.56%
322 - Motor vehicle accident with injuries	5	12.82%
324 - Motor vehicle accident with no injuries.	1	2.56%
352 - Extrication of victim(s) from vehicle	1	2.56%
412 - Gas leak (natural gas or LPG)	1	2.56%
413 - Oil or other combustible liquid spill	2	5.13%
440 - Electrical wiring/equipment problem, other	2	5.13%
445 - Arcing, shorted electrical equipment	2	5.13%
561 - Unauthorized burning	4	10.26%
611 - Dispatched & cancelled en route	2	5.13%
651 - Smoke scare, odor of smoke	2	5.13%
652 - Steam, vapor, fog or dust thought to be smoke	1	2.56%
740 - Unintentional transmission of alarm, other	1	2.56%
743 - Smoke detector activation, no fire - unintentional	3	7.69%
745 - Alarm system activation, no fire - unintentional	1	2.56%
746 - Carbon monoxide detector activation, no CO	1	2.56%
TOTAL INCIDENTS:	39	100%

Only REVIEWED and/or LOCKED IMPORTED incidents are included. Summary results for a major incident type are not displayed if the count is zero.



Bryan Fire Department

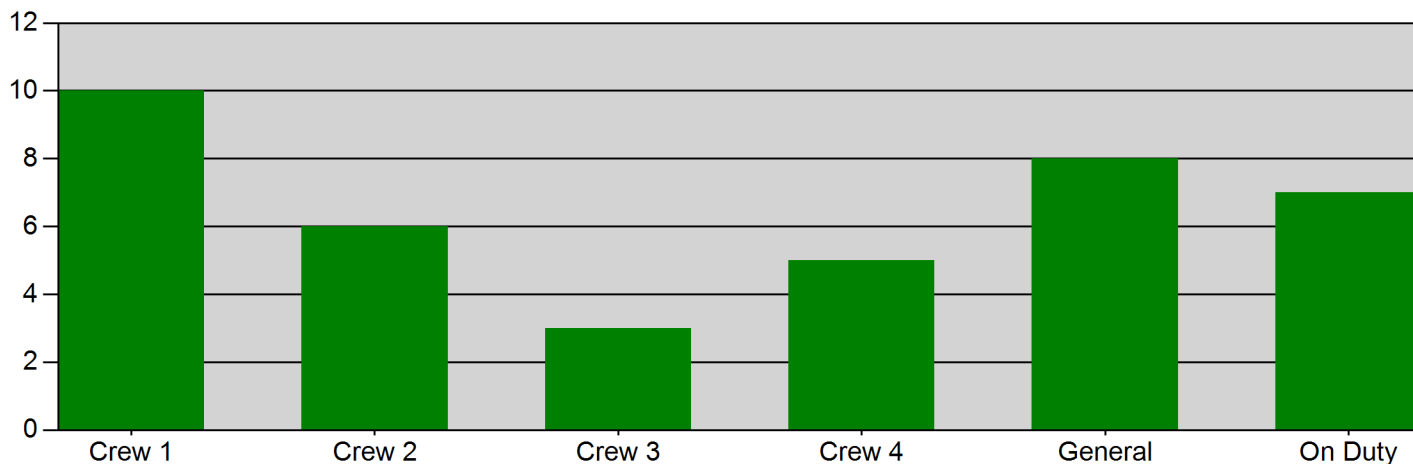
Bryan, OH

This report was generated on 11/10/2020 11:36:11 AM



Incidents by Shift for Date Range

Start Date: 10/01/2020 | End Date: 10/31/2020



SHIFT	# INCIDENTS
Crew 1	10
Crew 2	6
Crew 3	3
Crew 4	5
General	8
On Duty	7

TOTAL: 39

Incidents with multiple EXPOSURES, with distinct stations, may create a slight difference between the report total and total number of actual incidents for the DATE RANGE provided. The totals reflect the # INCIDENTS each STATION was assigned. Only REVIEWED incidents included.



Bryan Fire Department

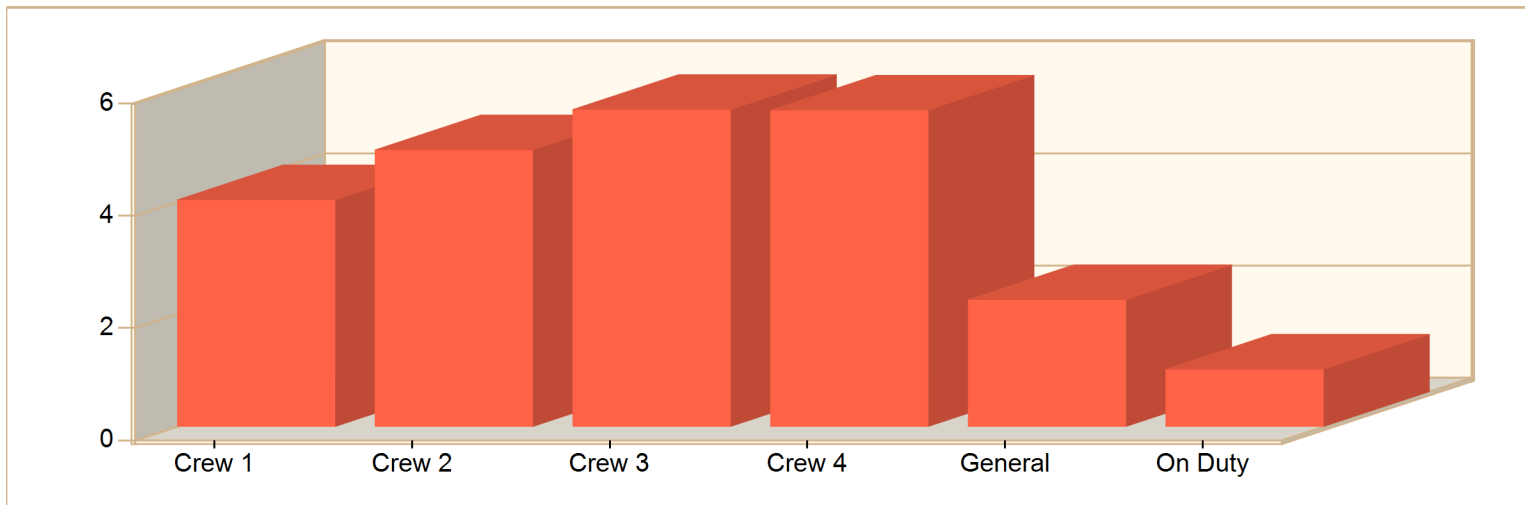
Bryan, OH

This report was generated on 11/10/2020 11:46:11 AM



Average Turnout Time per Shift for Date Range

Start Date: 10/01/2020 | End Date: 10/31/2020



SHIFT	AVERAGE TURNOUT TIME as MM:SS (Dispatch to Enroute)
Crew 1	4:02
Crew 2	4:56
Crew 3	5:39
Crew 4	5:38
General	2:16
On Duty	1:01

Committed time (minutes) is the difference between the DISPATCH and ENROUTE time of Basic Info 4. Only REVIEWED incidents included.



Bryan Fire Department

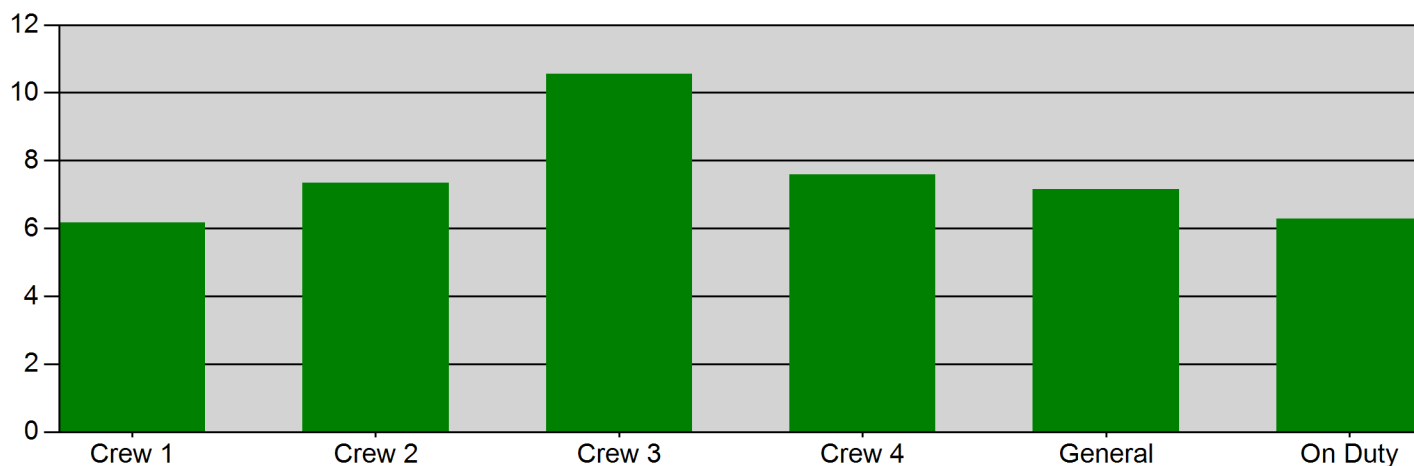
Bryan, OH

This report was generated on 11/10/2020 11:44:08 AM



Average Response Time per Shift for Response Mode for Date Range

Response Mode to Scene: Lights and Sirens | Start Date: 10/01/2020 | End Date: 10/31/2020



SHIFT	AVERAGE RESPONSE TIME in minutes (Dispatch to Arrived)
Crew 1	6.17
Crew 2	7.34
Crew 3	10.55
Crew 4	7.59
General	7.16
On Duty	6.30

Average Response Time calculated from DISPATCH and ARRIVED times. Only REVIEWED Incidents are included.



emergencyreporting.com

Doc Id: 52

Page # 1 of 1

Bryan Fire Department

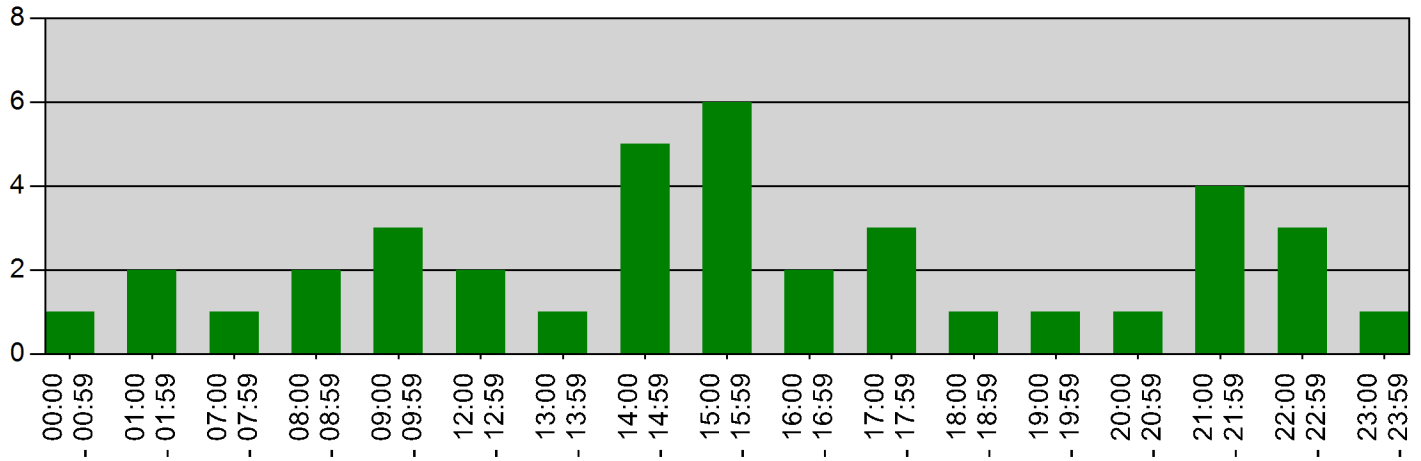
Bryan, OH

This report was generated on 11/10/2020 11:38:02 AM



Incidents by Hour for Date Range

Start Date: 10/01/2020 | End Date: 10/31/2020



HOUR	# of CALLS
00:00 - 00:59	1
01:00 - 01:59	2
07:00 - 07:59	1
08:00 - 08:59	2
09:00 - 09:59	3
12:00 - 12:59	2
13:00 - 13:59	1
14:00 - 14:59	5
15:00 - 15:59	6
16:00 - 16:59	2
17:00 - 17:59	3
18:00 - 18:59	1
19:00 - 19:59	1
20:00 - 20:59	1
21:00 - 21:59	4
22:00 - 22:59	3
23:00 - 23:59	1

Only REVIEWED incidents included



Bryan Fire Department

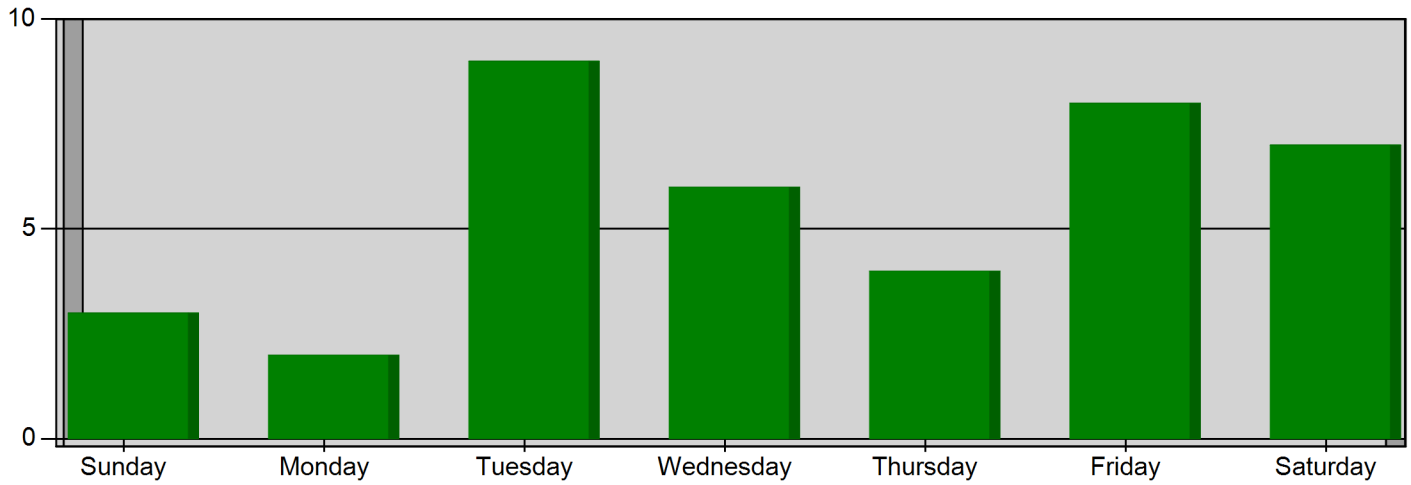
Bryan, OH

This report was generated on 11/10/2020 11:38:53 AM



Incidents by Day of the Week for Date Range

Start Incident Type: 100 | End Incident Type: 911 | Start Date: 10/1/2020 | End Date: 10/31/2020



DAY OF THE WEEK	# INCIDENTS
Sunday	3
Monday	2
Tuesday	9
Wednesday	6
Thursday	4
Friday	8
Saturday	7

TOTAL

39



emergencyreporting.com

Doc Id: 1284

Page # 1 of 1

Bryan Fire Department

Bryan, OH

This report was generated on 11/10/2020 11:40:37 AM



Count of Occupancies Inspected per Category Type and Subcategory per Inspection Type for Date Range

Start Date: 10/01/2020 | End Date: 10/31/2020

OCCUPANCY CATEGORY - SUBCATEGORY	COUNT
Business Group B	
Office	
Annual	1
Total Number of Inspections per Category:	1
Factory Industrial Group F	
F1 Moderate-hazard	
Plan Review	1
Total Number of Inspections per Category:	1
Institutional Group I	
I2 Medical - Hospital and Nursing homes	
Fire Protection \ Alarm System Test	1
Total Number of Inspections per Category:	1
Mercantile Group M	
Mercantile Group M	
Fire Protection \ Alarm System Test	1
Total Number of Inspections per Category:	1
Residential 1,2,3 Family Dwelling	
Residential 1,2 and 3 Family Dwelling	
Foster Care/Adoption	1
Total Number of Inspections per Category:	1
Residential Group R	
R1 Hotels / Motels	
Fire Protection \ Alarm System Test	1
Total Number of Inspections per Category:	1
Storage Group S	
S2 Storage of Non-Combustible materials	
Permit	1
Total Number of Inspections per Category:	1

Custom Report build. Inspections must be Completed to be counted.



emergencyreporting.com

Doc Id: 1752

Page # 1 of 1

Bryan Fire Department

Bryan, OH

This report was generated on 11/10/2020 11:42:59 AM



Non-Personnel Attendance per Event Type for Date Range

Event Categories: All Event Categories | Event Type(s): All Event Types | Start Date: 10/01/2020 | End Date: 10/31/2020

EVENT TYPE	DATE	EVENT NAME	CATEGORY	ATTENDING NON-PERSONNEL	TOTAL
Extinguisher Program					
	10/07/2020	Extinguisher - Ohio Art	Public Relations / Education	Adult	25
Total Non-Personnel for Extinguisher - Ohio Art:					25

Only LOCKED Events Included. If an event does not have any Non-Personnel in attendance, then it will not be included on this report.



Bryan Fire Department

Bryan, OH

This report was generated on 11/10/2020 11:42:59 AM



Public Education

10/14/2020	Extinguisher - Yangfeng	Public Relations / Education	Adult	40
			Total Non-Personnel for Extinguisher - Yangfeng:	40
10/15/2020	Extinguisher - Hillside	Public Relations / Education	Adult	30
			Total Non-Personnel for Extinguisher - Hillside:	30
10/21/2020	Extinguisher - Hillside	Public Relations / Education	Adult	40
			Total Non-Personnel for Extinguisher - Hillside:	40
10/22/2020	Extinguisher - Tru Fast	Public Relations / Education	Adult	150
			Total Non-Personnel for Extinguisher - Tru Fast:	150
10/23/2020	Extinguisher - Tru Fast	Public Relations / Education	Adult	50
			Total Non-Personnel for Extinguisher - Tru Fast:	50
10/26/2020	Extinguisher - Daavlin	Public Relations / Education	Adult	65
			Total Non-Personnel for Extinguisher - Daavlin:	65
			Grand Non-Personnel Total:	400

Only LOCKED Events Included. If an event does not have any Non-Personnel in attendance, then it will not be included on this report.



Bryan Fire Department

Bryan, OH

This report was generated on 11/10/2020 11:45:40 AM



Count of Classes and People by Class Category with Class Hours and Man Hours for Date Range Passed/Failed: Both Passed and Failed | Start Date: 10/01/2020 | End Date: 10/31/2020

	CLASS COUNT	TOTAL CLASS HOURS	COUNT OF PEOPLE	TOTAL MAN HOURS
EMS	10	33:00	57	174:00
Fire Investigation and Inspection Training	1	1:00	1	1:00
Firefighter Training	9	22:45	65	175:30
Probationary Training	4	34:00	27	243:30
GRAND TOTALS:	24	90:45	150	594:00

This report lists the actual count of Reviewed classes and the class hours, and the number of people who attended those classes and the total Man Hours for each Class Category. This report pulls training hours from the Training Code Hours field on the Info Page.