



# ACTIVITY REPORT

FOR DECEMBER 2020

FIRE CHIEF BRUCE R. SIDERS

## A Letter from the Chief

2020 has finally closed. It has been a different type of year. However as we reflect and review this past year, it has been a year in which we all have learned and grew in the face of adversity. While we are not back to what we call "normal", I have faith that 2021 has promise.

With more and more people working from home and staying home, nationwide we are seeing an increase in home fires and other calls for service. Please be careful. Check all of your gas fired appliances and make sure that they are operating properly. Carbon Monoxide is a colorless, odorless, tasteless gas that is created from our gas-fired appliances such as furnaces, stoves, dryers, and hot water heaters. If these appliances are not properly maintained or are not working correctly, they can give off this deadly gas. Please take the time to get them checked before something bad happens. Install a Carbon monoxide detector in your home. Cooking, heating, electrical, smoking and candles are all leading causes of home fires. Please be careful with all of these. Check your smoke detectors regularly to ensure they are working. If they are ten years old or older, it is time to replace them. If you do not know how old your smoke detector is, go ahead and get a new one. Please take the time to practice your fire escape plan with your family.

Your fire department responded to 414 calls for service for 2020. In December, we responded to 39 calls. This is down by two from last December. Thank you for all that you do. You are very important to us. We look forward to serving you in 2021.

Have a blessed, happy, and safe 2021.

Sincerely,

A handwritten signature in black ink that reads "Bruce R. Siders". The signature is written in a cursive style with a large, stylized "B" and "S".

Fire Chief Bruce R. Siders

# Bryan Fire Department

Bryan, OH

This report was generated on 1/13/2021 8:07:24 AM



## Incident Statistics

Start Date: 12/01/2020 | End Date: 12/31/2020

INCIDENT COUNT			
INCIDENT TYPE		# INCIDENTS	
EMS		17	
FIRE		22	
<b>TOTAL</b>		<b>39</b>	
TOTAL TRANSPORTS (N2 and N3)			
APPARATUS	# of APPARATUS TRANSPORTS	# of PATIENT TRANSPORTS	TOTAL # of PATIENT CONTACTS
<b>TOTAL</b>			
PRE-INCIDENT VALUE		LOSSES	
<b>\$360,000.00</b>		<b>\$20,500.00</b>	
CO CHECKS			
424 - Carbon monoxide incident		1	
<b>TOTAL</b>		<b>1</b>	
MUTUAL AID			
Aid Type		Total	
Aid Received		2	
OVERLAPPING CALLS			
# OVERLAPPING		% OVERLAPPING	
0		NaN	
LIGHTS AND SIREN - AVERAGE RESPONSE TIME (Dispatch to Arrival)			
Station	EMS	FIRE	
Bryan Fire Department	0:07:04	0:11:21	
<b>AVERAGE FOR ALL CALLS</b>		<b>0:08:33</b>	
LIGHTS AND SIREN - AVERAGE TURNOUT TIME (Dispatch to Enroute)			
Station	EMS	FIRE	
Bryan Fire Department	0:03:34	0:07:52	
<b>AVERAGE FOR ALL CALLS</b>		<b>0:04:49</b>	
AGENCY		AVERAGE TIME ON SCENE (MM:SS)	
Bryan Fire Department		43:19	

Only Reviewed Incidents included. CO Checks only includes Incident Types: 424, 736 and 734. # Apparatus Transports = # of incidents where apparatus transported. # Patient Transports = All patients transported by EMS. # Patient Contacts = # of PCR contacted by apparatus. This report now returns both NEMSIS 2 & 3 data as appropriate. For overlapping calls that span over multiple days, total per month will not equal Total count for year.



# Bryan Fire Department

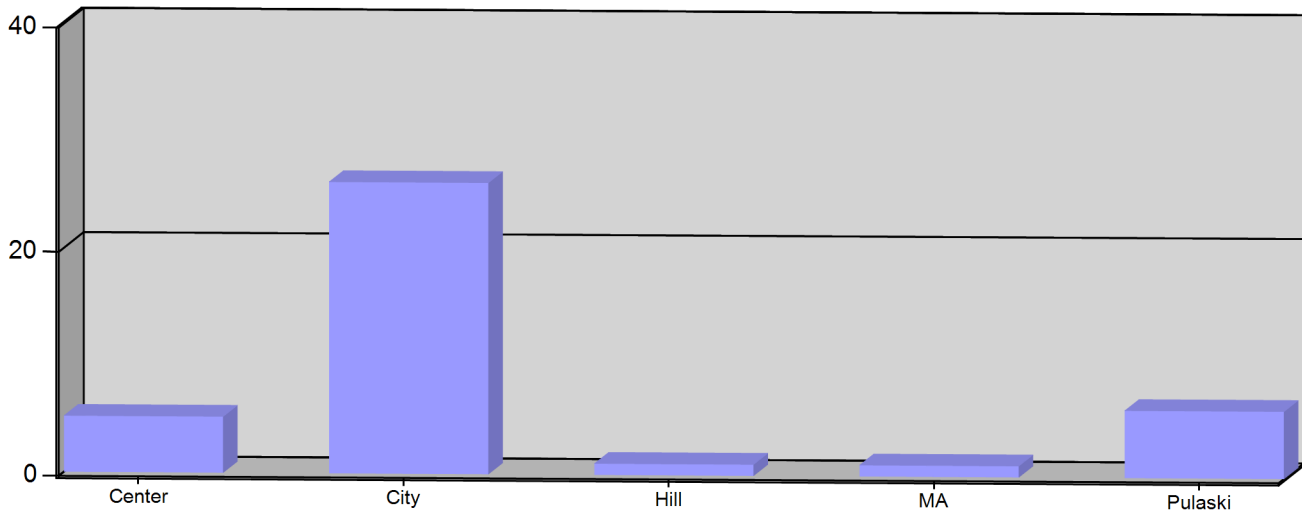
Bryan, OH

This report was generated on 1/13/2021 8:04:28 AM



## Incident Count per Zone for Date Range

Start Date: 12/01/2020 | End Date: 12/31/2020



ZONE	# INCIDENTS
Center - Center Twp	5
City - Bryan	26
Hill - Hillside	1
MA - Mutual Aid	1
Pulaski - Pulaski Twp	6

**TOTAL: 39**

Zone information is defined on the Basic Info 3 screen of an incident. Only REVIEWED incidents included. Archived Zones cannot be unarchived.



emergencyreporting.com

Doc Id: 270

Page # 1 of 1

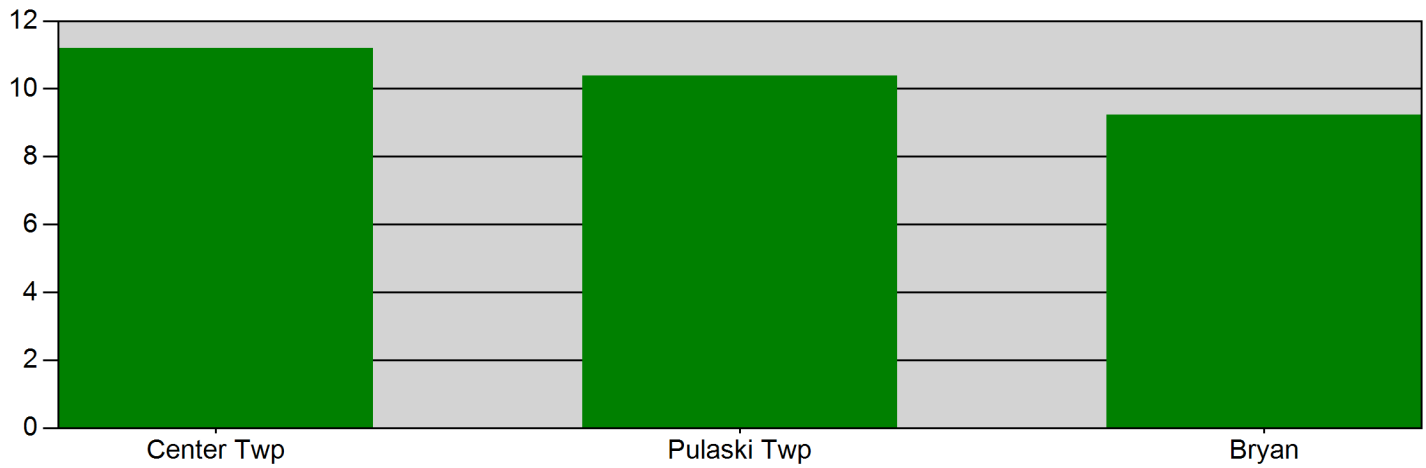
# Bryan Fire Department

Bryan, OH

This report was generated on 1/13/2021 8:09:43 AM



Response Mode: Lights and Sirens | Start Date: 12/01/2020 | End Date: 12/31/2020



Zone	AVERAGE RESPONSE TIME (in minutes)
Center Twp	11.19
Pulaski Twp	10.38
Bryan	9.23

Only REVIEWED incidents included. Response Time is Dispatched to Arrived. Includes all apparatus with arrival times. Excludes "Cancelled" apparatus.



# Bryan Fire Department

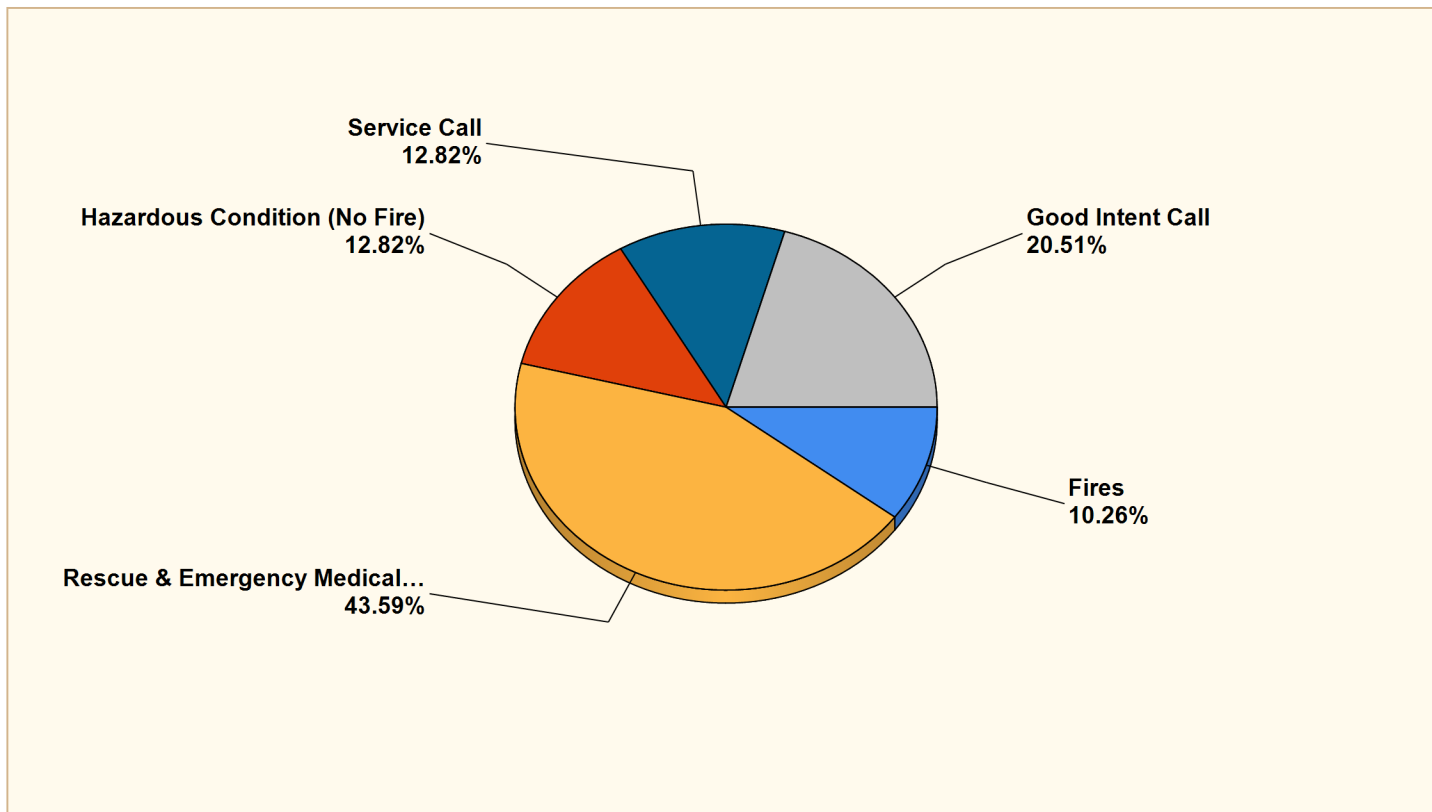
Bryan, OH

This report was generated on 1/13/2021 8:05:48 AM



## Breakdown by Major Incident Types for Date Range

Zone(s): All Zones | Start Date: 12/01/2020 | End Date: 12/31/2020



MAJOR INCIDENT TYPE	# INCIDENTS	% of TOTAL
Fires	4	10.26%
Rescue & Emergency Medical Service	17	43.59%
Hazardous Condition (No Fire)	5	12.82%
Service Call	5	12.82%
Good Intent Call	8	20.51%
<b>TOTAL</b>	<b>39</b>	<b>100%</b>

Only REVIEWED and/or LOCKED IMPORTED incidents are included. Summary results for a major incident type are not displayed if the count is zero.



### Detailed Breakdown by Incident Type

INCIDENT TYPE	# INCIDENTS	% of TOTAL
111 - Building fire	2	5.13%
114 - Chimney or flue fire, confined to chimney or flue	1	2.56%
131 - Passenger vehicle fire	1	2.56%
311 - Medical assist, assist EMS crew	7	17.95%
321 - EMS call, excluding vehicle accident with injury	1	2.56%
322 - Motor vehicle accident with injuries	6	15.38%
324 - Motor vehicle accident with no injuries.	3	7.69%
411 - Gasoline or other flammable liquid spill	1	2.56%
412 - Gas leak (natural gas or LPG)	1	2.56%
424 - Carbon monoxide incident	1	2.56%
440 - Electrical wiring/equipment problem, other	1	2.56%
463 - Vehicle accident, general cleanup	1	2.56%
531 - Smoke or odor removal	2	5.13%
542 - Animal rescue	1	2.56%
554 - Assist invalid	1	2.56%
561 - Unauthorized burning	1	2.56%
611 - Dispatched & cancelled en route	6	15.38%
631 - Authorized controlled burning	1	2.56%
651 - Smoke scare, odor of smoke	1	2.56%
<b>TOTAL INCIDENTS:</b>	<b>39</b>	<b>100%</b>

Only REVIEWED and/or LOCKED IMPORTED incidents are included. Summary results for a major incident type are not displayed if the count is zero.



# Bryan Fire Department

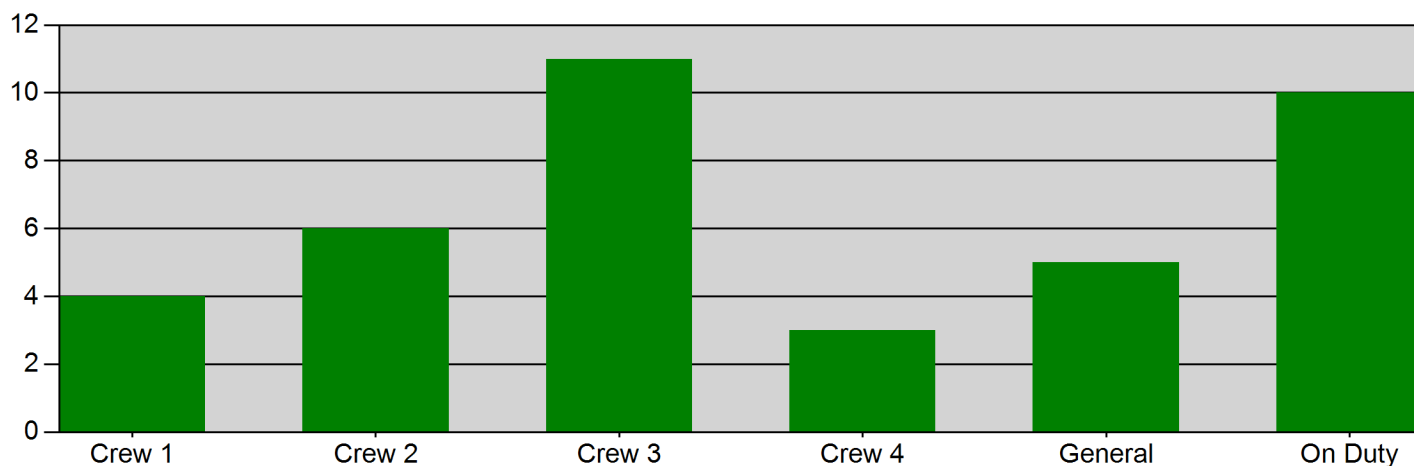
Bryan, OH

This report was generated on 1/13/2021 8:01:58 AM



## Incidents by Shift for Date Range

Start Date: 12/01/2020 | End Date: 12/31/2020



SHIFT	# INCIDENTS
Crew 1	4
Crew 2	6
Crew 3	11
Crew 4	3
General	5
On Duty	10

**TOTAL: 39**

Incidents with multiple EXPOSURES, with distinct stations, may create a slight difference between the report total and total number of actual incidents for the DATE RANGE provided. The totals reflect the # INCIDENTS each STATION was assigned. Only REVIEWED incidents included.





# Bryan Fire Department

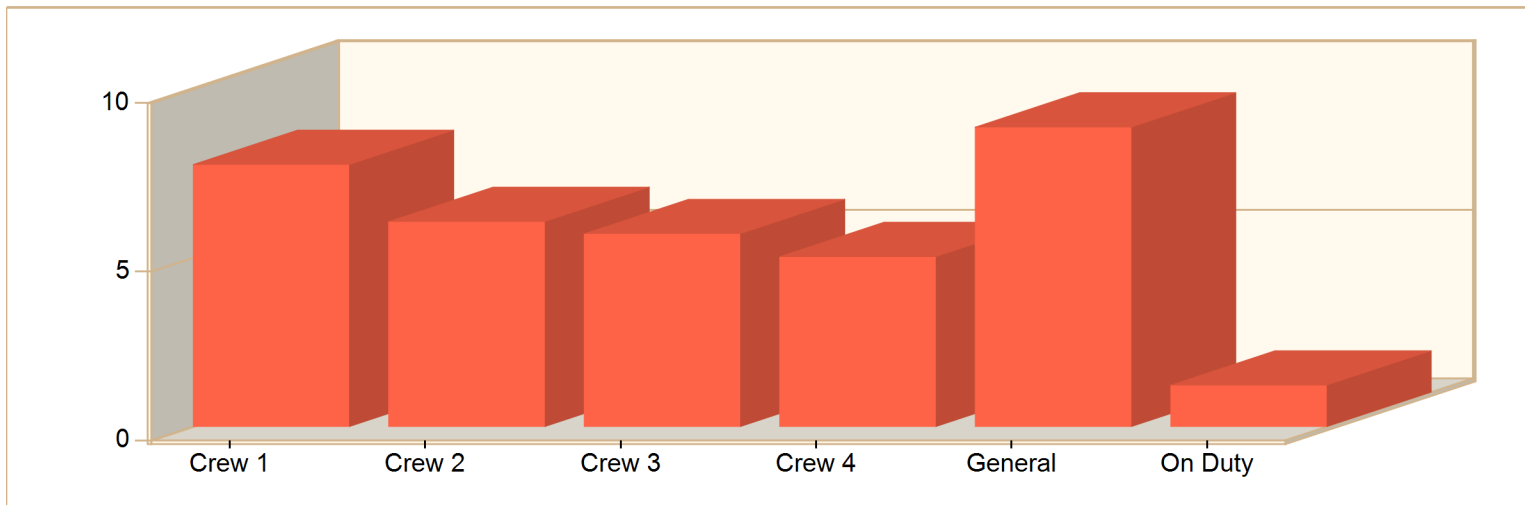
Bryan, OH

This report was generated on 1/13/2021 8:10:55 AM



## Average Turnout Time per Shift for Date Range

Start Date: 12/01/2020 | End Date: 12/31/2020



SHIFT	AVERAGE TURNOUT TIME as MM:SS (Dispatch to Enroute)
Crew 1	7:46
Crew 2	6:05
Crew 3	5:43
Crew 4	5:03
General	8:53
On Duty	1:14

Committed time (minutes) is the difference between the DISPATCH and ENROUTE time of Basic Info 4. Only REVIEWED incidents included.



# Bryan Fire Department

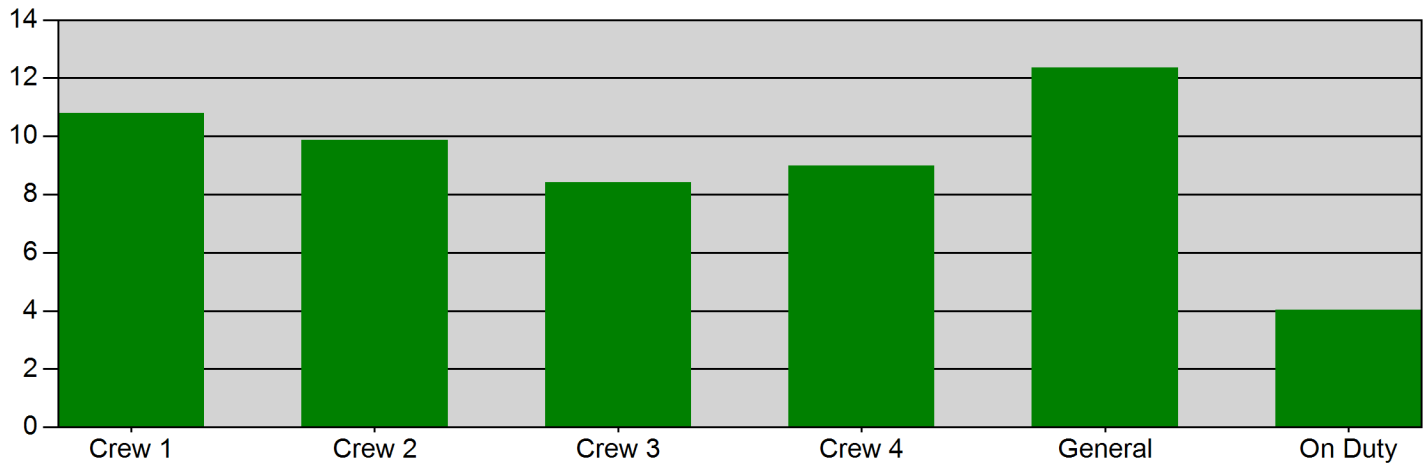
Bryan, OH

This report was generated on 1/13/2021 8:08:27 AM



## Average Response Time per Shift for Response Mode for Date Range

Response Mode to Scene: Lights and Sirens | Start Date: 12/01/2020 | End Date: 12/31/2020



SHIFT	AVERAGE RESPONSE TIME in minutes (Dispatch to Arrived)
Crew 1	10.80
Crew 2	9.87
Crew 3	8.41
Crew 4	9.00
General	12.35
On Duty	4.03

Average Response Time calculated from DISPATCH and ARRIVED times. Only REVIEWED Incidents are included.



emergencyreporting.com

Doc Id: 52

Page # 1 of 1

# Bryan Fire Department

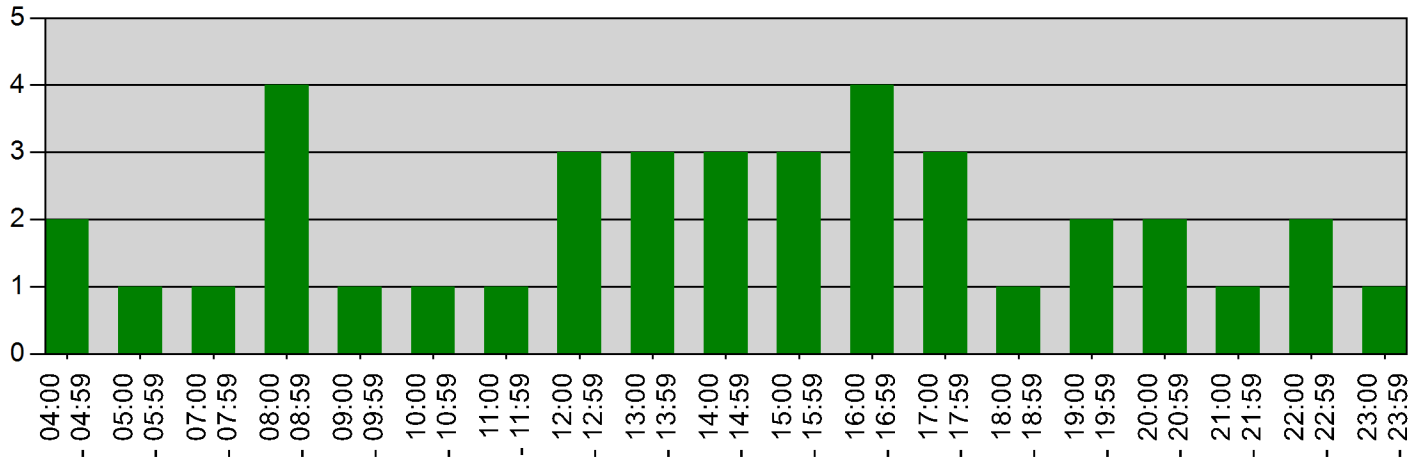
Bryan, OH

This report was generated on 1/13/2021 8:02:51 AM



## Incidents by Hour for Date Range

Start Date: 12/01/2020 | End Date: 12/31/2020



HOUR	# of CALLS
04:00 - 04:59	2
05:00 - 05:59	1
07:00 - 07:59	1
08:00 - 08:59	4
09:00 - 09:59	1
10:00 - 10:59	1
11:00 - 11:59	1
12:00 - 12:59	3
13:00 - 13:59	3
14:00 - 14:59	3
15:00 - 15:59	3
16:00 - 16:59	4
17:00 - 17:59	3
18:00 - 18:59	1
19:00 - 19:59	2
20:00 - 20:59	2
21:00 - 21:59	1
22:00 - 22:59	2
23:00 - 23:59	1

Only REVIEWED incidents included



# Bryan Fire Department

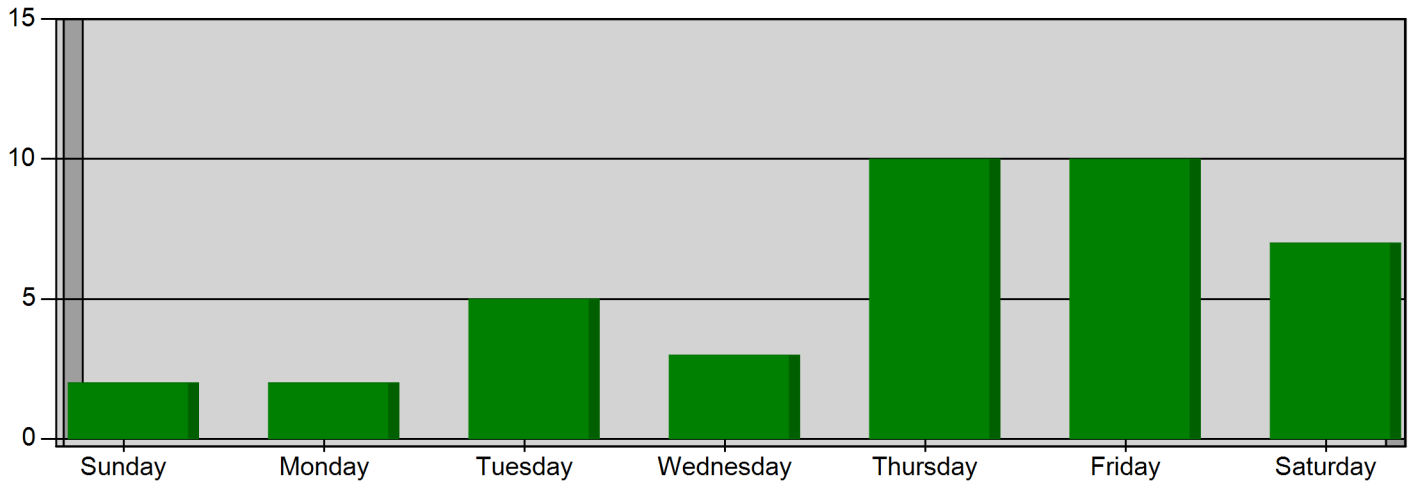
Bryan, OH

This report was generated on 1/13/2021 8:03:48 AM



## Incidents by Day of the Week for Date Range

Start Incident Type: 100 | End Incident Type: 911 | Start Date: 12/01/2020 | End Date: 12/31/2020



DAY OF THE WEEK	# INCIDENTS
Sunday	2
Monday	2
Tuesday	5
Wednesday	3
Thursday	10
Friday	10
Saturday	7

**TOTAL**

**39**

Only Reviewed incidents included.



emergencyreporting.com

Doc Id: 1284

Page # 1 of 1

# Bryan Fire Department

Bryan, OH

This report was generated on 1/13/2021 8:06:28 AM



## Count of Occupancies Inspected per Category Type and Subcategory per Inspection Type for Date Range

Start Date: 12/01/2020 | End Date: 12/31/2020

OCCUPANCY CATEGORY - SUBCATEGORY	COUNT
<b>Business Group B</b>	
Government Office	
Final Building Acceptance	1
Office	
Annual	1
<b>Total Number of Inspections per Category:</b>	<b>2</b>

Custom Report build. Inspections must be Completed to be counted.



emergencyreporting.com

Doc Id: 1752

Page # 1 of 1

# Bryan Fire Department

Bryan, OH

This report was generated on 1/13/2021 8:10:23 AM



## Count of Classes and People by Class Category with Class Hours and Man Hours for Date Range Passed/Failed: Both Passed and Failed | Start Date: 12/01/2020 | End Date: 12/31/2020

	CLASS COUNT	TOTAL CLASS HOURS	COUNT OF PEOPLE	TOTAL MAN HOURS
EMS	9	12:15	55	72:15
Firefighter Training	3	5:30	7	10:00
<b>GRAND TOTALS:</b>	<b>12</b>	<b>17:45</b>	<b>62</b>	<b>82:15</b>

This report lists the actual count of Reviewed classes and the class hours, and the number of people who attended those classes and the total Man Hours for each Class Category. This report pulls training hours from the Training Code Hours field on the Info Page.