



# ACTIVITY REPORT

FOR FEBRUARY 2021

FIRE CHIEF BRUCE R. SIDERS

## A Letter from the Chief

February turned out be a very busy month for our firefighters. We responded to 41 calls for service this month. An increase of 11 from last month and an increase of three calls from a year ago.

A number of the calls for service in February were for Carbon Monoxide events. Remember Carbon Monoxide is a colorless, odorless gas that displaces the oxygen in our cells. Carbon Monoxide is the result of incomplete combustion. Usually from a malfunctioning gas-fired hot water heater, furnace, stove, or clothes dryer. Please check all of your gas fired appliances and make sure that they are operating properly. If these appliances are not maintained properly or are not working correctly, they can give off this deadly gas. Again, please take the time to get them checked before something bad happens. Also, Install a Carbon monoxide detector in your home.

Cooking, heating, electrical, smoking and candles are still the leading causes of home fires. Please be careful when using all of these. Check your smoke detectors regularly to ensure they are working. If they are ten years old or older, it is time to replace them. If you do not know how old your smoke detector is, then the best advice is to go ahead and get a new one. Also, take the time to plan and practice your fire escape plan with your family.

Continue good fire safety practices.

Sincerely,

A handwritten signature in black ink that reads "Bruce R. Siders". The signature is written in a cursive style with a large initial "B" and "S".

Fire Chief Bruce R. Siders

# Bryan Fire Department

Bryan, OH

This report was generated on 4/12/2021 8:42:15 AM



## Incident Statistics

Zone(s): All Zones | Start Date: 02/01/2021 | End Date: 02/28/2021

INCIDENT COUNT			
INCIDENT TYPE		# INCIDENTS	
EMS		13	
FIRE		28	
<b>TOTAL</b>		<b>41</b>	
TOTAL TRANSPORTS (N2 and N3)			
APPARATUS	# of APPARATUS TRANSPORTS	# of PATIENT TRANSPORTS	TOTAL # of PATIENT CONTACTS
<b>TOTAL</b>			
PRE-INCIDENT VALUE		LOSSES	
<b>\$10,574,075.00</b>		<b>\$36,500.00</b>	
CO CHECKS			
424 - Carbon monoxide incident		4	
736 - CO detector activation due to malfunction		1	
746 - Carbon monoxide detector activation, no CO		3	
<b>TOTAL</b>		<b>8</b>	
MUTUAL AID			
Aid Type		Total	
Aid Given		2	
Aid Received		2	
OVERLAPPING CALLS			
# OVERLAPPING		% OVERLAPPING	
5		12.2	
LIGHTS AND SIREN - AVERAGE RESPONSE TIME (Dispatch to Arrival)			
Station	EMS	FIRE	
Bryan Fire Department	0:08:05	0:08:56	
<b>AVERAGE FOR ALL CALLS</b>		<b>0:08:27</b>	
LIGHTS AND SIREN - AVERAGE TURNOUT TIME (Dispatch to Enroute)			
Station	EMS	FIRE	
Bryan Fire Department	0:05:10	0:05:27	
<b>AVERAGE FOR ALL CALLS</b>		<b>0:05:09</b>	
AGENCY		AVERAGE TIME ON SCENE (MM:SS)	
Bryan Fire Department		54:05	

Only Reviewed Incidents included. EMS for Incident counts includes only 300 to 399 Incident Types. All other incident types are counted as FIRE. CO Checks only includes Incident Types: 424, 736 and 734. # Apparatus Transports = # of incidents where apparatus transported. # Patient Transports = All patients transported by EMS. # Patient Contacts = # of PCR contacted by apparatus. This report now returns both NEMSIS 2 & 3 data as appropriate. For overlapping calls that span over multiple days, total per month will not equal Total count for year.

# Bryan Fire Department

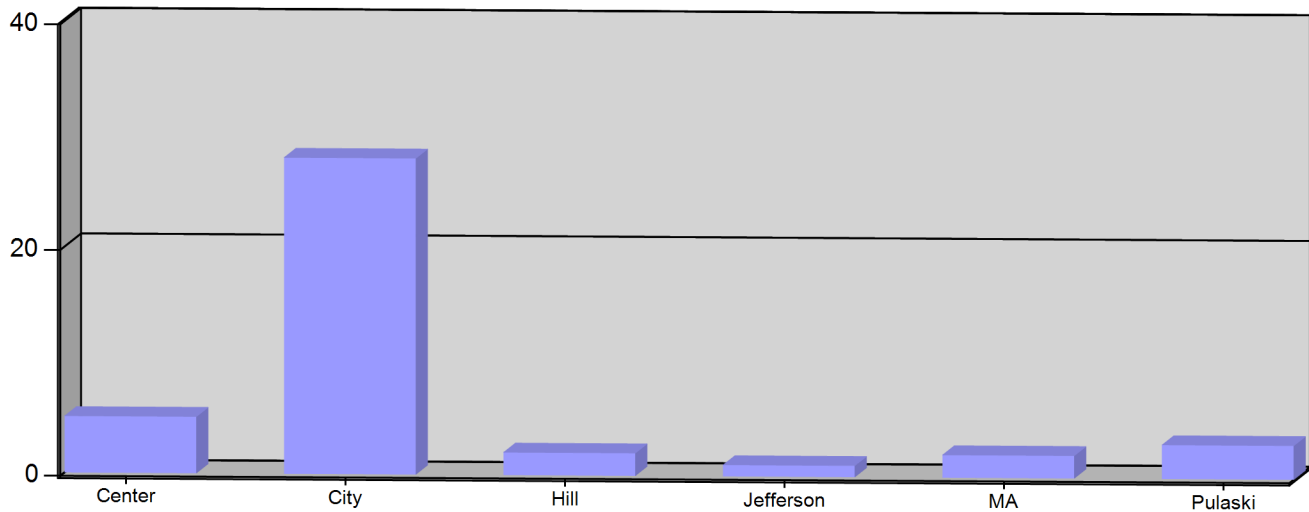
Bryan, OH

This report was generated on 4/12/2021 8:40:15 AM



## Incident Count per Zone for Date Range

Start Date: 02/01/2021 | End Date: 02/28/2021



ZONE	# INCIDENTS
Center - Center Twp	5
City - Bryan	28
Hill - Hillside	2
Jefferson - Jefferson Twp	1
MA - Mutual Aid	2
Pulaski - Pulaski Twp	3
<b>TOTAL:</b>	<b>41</b>

Zone information is defined on the Basic Info 3 screen of an incident. Only REVIEWED incidents included. Archived Zones cannot be unarchived.



emergencyreporting.com

Doc Id: 270

Page # 1 of 1

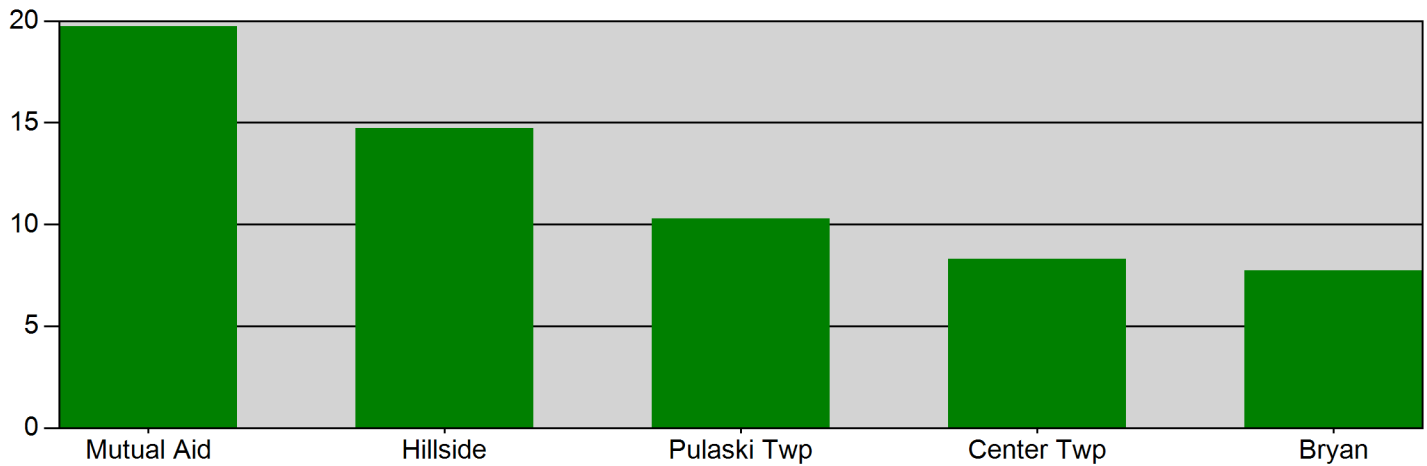
# Bryan Fire Department

Bryan, OH

This report was generated on 4/12/2021 8:44:10 AM



Response Mode: Lights and Sirens | Start Date: 02/01/2021 | End Date: 02/28/2021



Zone	AVERAGE RESPONSE TIME (in minutes)
Mutual Aid	19.72
Hillside	14.72
Pulaski Twp	10.31
Center Twp	8.32
Bryan	7.75

Only REVIEWED incidents included. Response Time is Dispatched to Arrived. Includes all apparatus with arrival times. Excludes "Cancelled" apparatus.



# Bryan Fire Department

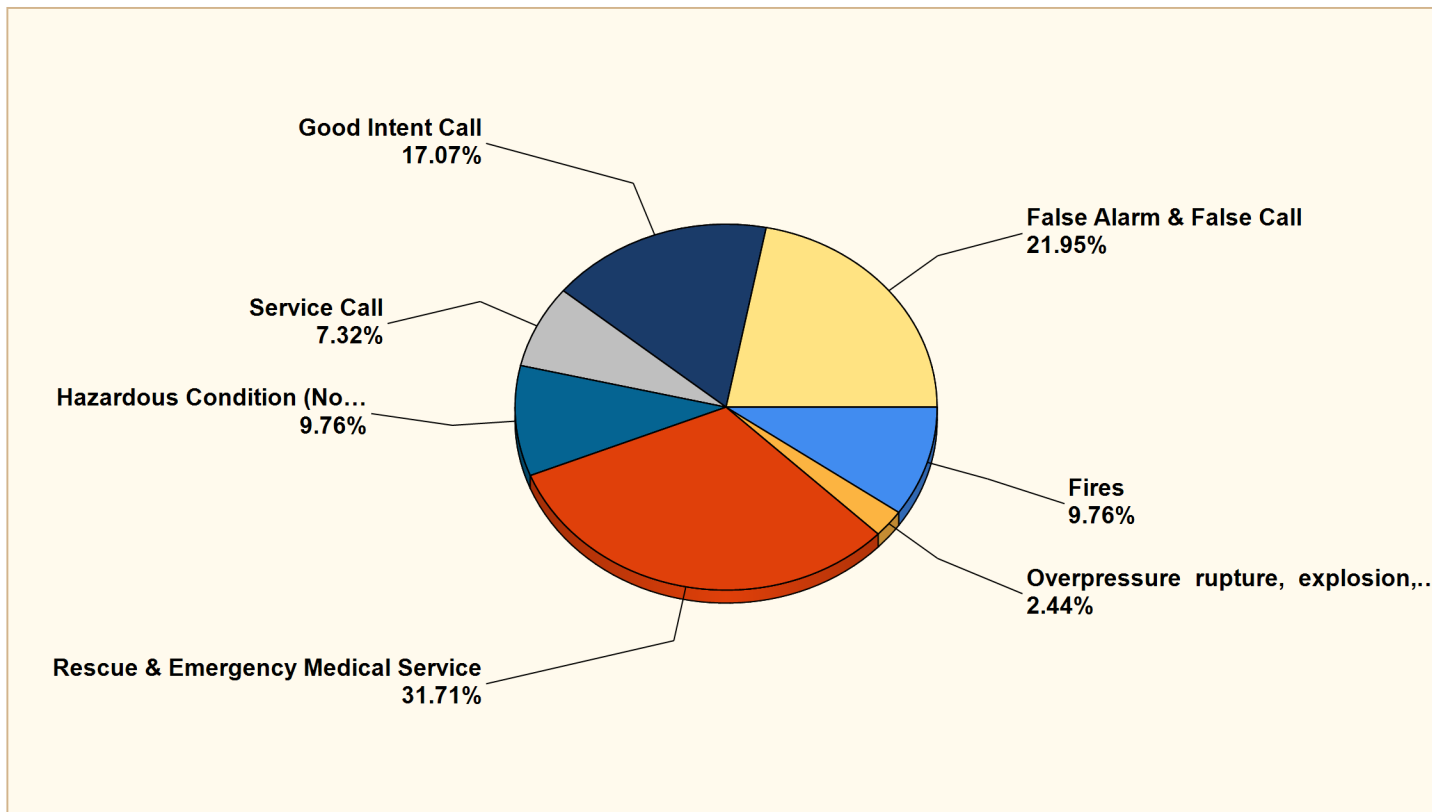
Bryan, OH

This report was generated on 4/12/2021 8:41:03 AM



## Breakdown by Major Incident Types for Date Range

Zone(s): All Zones | Start Date: 02/01/2021 | End Date: 02/28/2021



MAJOR INCIDENT TYPE	# INCIDENTS	% of TOTAL
Fires	4	9.76%
Overpressure rupture, explosion, overheating - no fire	1	2.44%
Rescue & Emergency Medical Service	13	31.71%
Hazardous Condition (No Fire)	4	9.76%
Service Call	3	7.32%
Good Intent Call	7	17.07%
False Alarm & False Call	9	21.95%
<b>TOTAL</b>	<b>41</b>	<b>100%</b>

Only REVIEWED and/or LOCKED IMPORTED incidents are included. Summary results for a major incident type are not displayed if the count is zero.



### Detailed Breakdown by Incident Type

INCIDENT TYPE	# INCIDENTS	% of TOTAL
111 - Building fire	4	9.76%
200 - Overpressure rupture, explosion, overheat other	1	2.44%
311 - Medical assist, assist EMS crew	6	14.63%
321 - EMS call, excluding vehicle accident with injury	1	2.44%
322 - Motor vehicle accident with injuries	4	9.76%
324 - Motor vehicle accident with no injuries.	1	2.44%
352 - Extrication of victim(s) from vehicle	1	2.44%
424 - Carbon monoxide incident	4	9.76%
542 - Animal rescue	1	2.44%
551 - Assist police or other governmental agency	1	2.44%
561 - Unauthorized burning	1	2.44%
611 - Dispatched & cancelled en route	2	4.88%
651 - Smoke scare, odor of smoke	1	2.44%
671 - HazMat release investigation w/no HazMat	4	9.76%
732 - Extinguishing system activation due to malfunction	1	2.44%
736 - CO detector activation due to malfunction	1	2.44%
743 - Smoke detector activation, no fire - unintentional	3	7.32%
745 - Alarm system activation, no fire - unintentional	1	2.44%
746 - Carbon monoxide detector activation, no CO	3	7.32%
<b>TOTAL INCIDENTS:</b>	<b>41</b>	<b>100%</b>

Only REVIEWED and/or LOCKED IMPORTED incidents are included. Summary results for a major incident type are not displayed if the count is zero.



# Bryan Fire Department

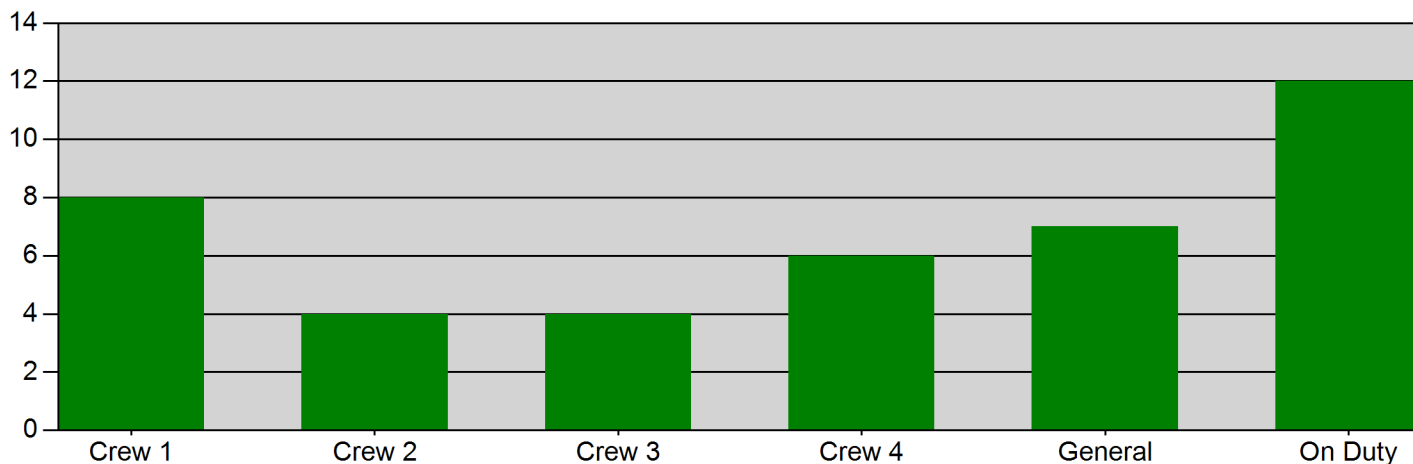
Bryan, OH

This report was generated on 4/12/2021 8:36:38 AM



## Incidents by Shift for Date Range

Start Date: 02/01/2021 | End Date: 02/28/2021



SHIFT	# INCIDENTS
Crew 1	8
Crew 2	4
Crew 3	4
Crew 4	6
General	7
On Duty	12

**TOTAL: 41**

Incidents with multiple EXPOSURES, with distinct stations, may create a slight difference between the report total and total number of actual incidents for the DATE RANGE provided. The totals reflect the # INCIDENTS each STATION was assigned. Only REVIEWED incidents included.





# Bryan Fire Department

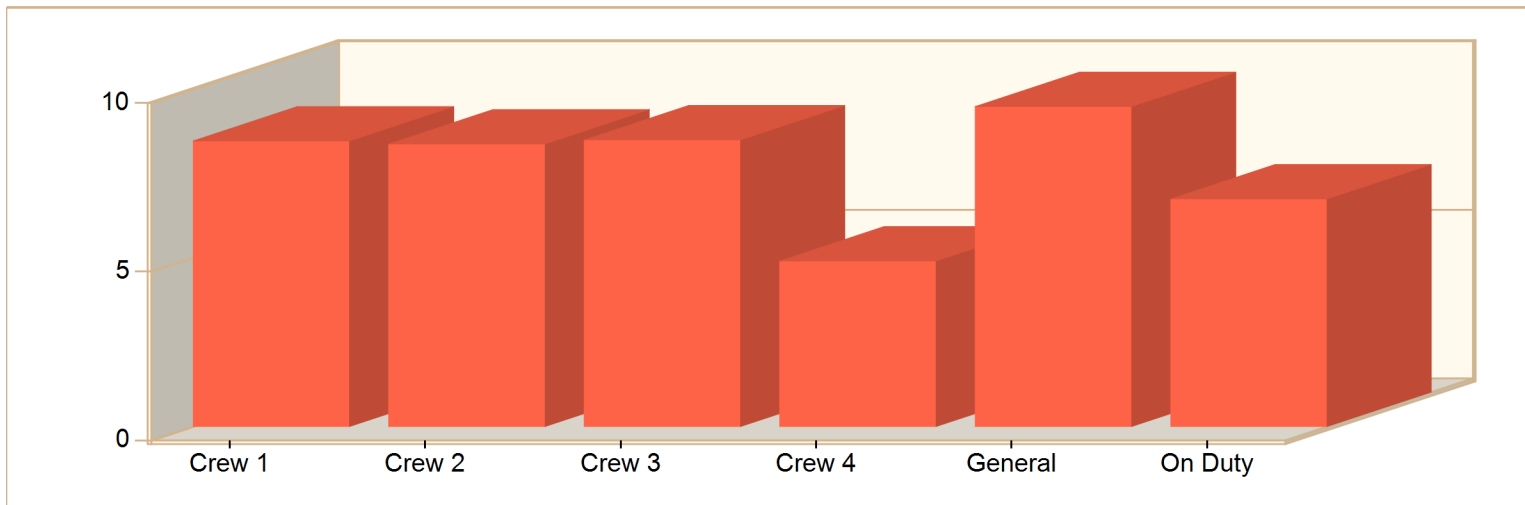
Bryan, OH

This report was generated on 4/12/2021 8:45:18 AM



## Average Turnout Time per Shift for Date Range

Start Date: 02/01/2021 | End Date: 02/28/2021



SHIFT	AVERAGE TURNOUT TIME as MM:SS (Dispatch to Enroute)
Crew 1	8:28
Crew 2	8:23
Crew 3	8:30
Crew 4	4:55
General	9:29
On Duty	6:45

Committed time (minutes) is the difference between the DISPATCH and ENROUTE time of Basic Info 4. Only REVIEWED incidents included.



# Bryan Fire Department

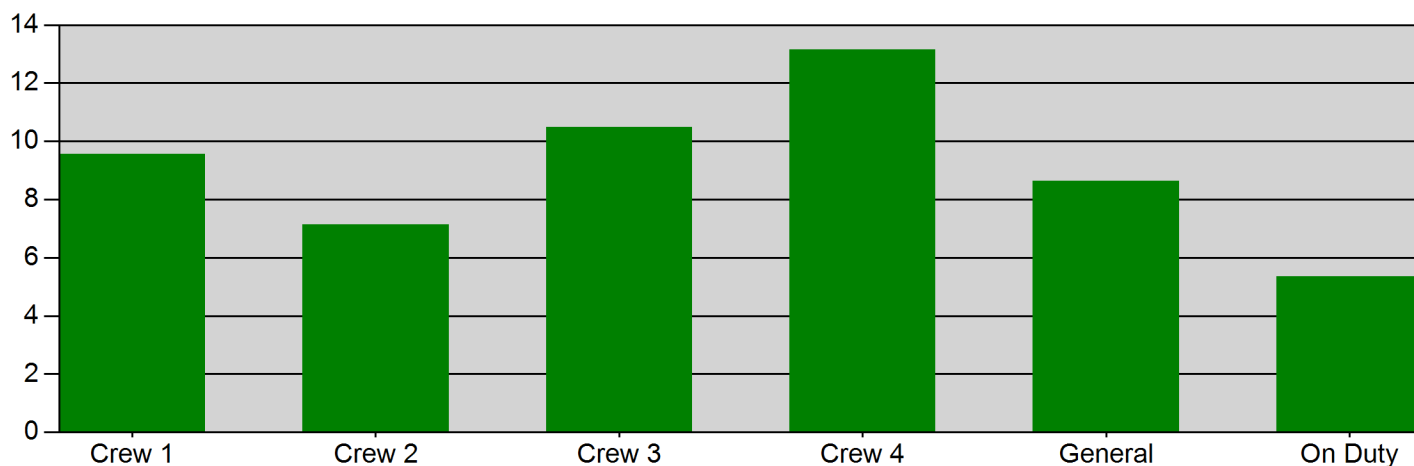
Bryan, OH

This report was generated on 4/12/2021 8:43:18 AM



## Average Response Time per Shift for Response Mode for Date Range

Response Mode to Scene: Lights and Sirens | Start Date: 02/01/2021 | End Date: 02/28/2021



SHIFT	AVERAGE RESPONSE TIME in minutes (Dispatch to Arrived)
Crew 1	9.57
Crew 2	7.15
Crew 3	10.49
Crew 4	13.16
General	8.63
On Duty	5.36

Average Response Time calculated from DISPATCH and ARRIVED times. Only REVIEWED Incidents are included.



emergencyreporting.com

Doc Id: 52

Page # 1 of 1

# Bryan Fire Department

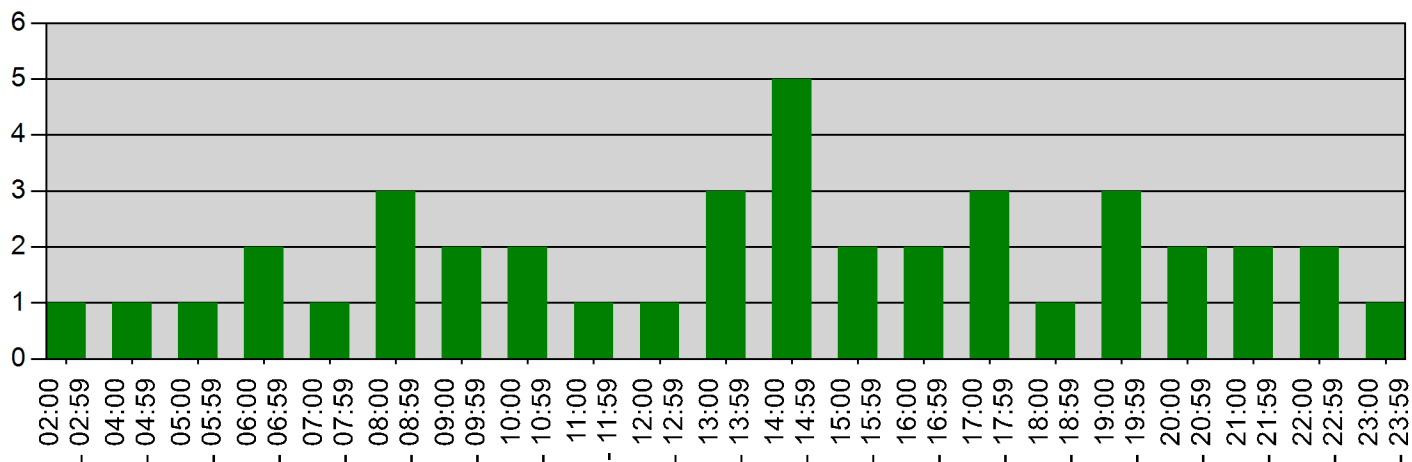
Bryan, OH

This report was generated on 4/12/2021 8:38:15 AM



## Incidents by Hour for Date Range

Start Date: 02/01/2021 | End Date: 02/28/2021



HOUR	# of CALLS
02:00 - 02:59	1
04:00 - 04:59	1
05:00 - 05:59	1
06:00 - 06:59	2
07:00 - 07:59	1
08:00 - 08:59	3
09:00 - 09:59	2
10:00 - 10:59	2
11:00 - 11:59	1
12:00 - 12:59	1
13:00 - 13:59	3
14:00 - 14:59	5
15:00 - 15:59	2
16:00 - 16:59	2
17:00 - 17:59	3
18:00 - 18:59	1
19:00 - 19:59	3
20:00 - 20:59	2
21:00 - 21:59	2
22:00 - 22:59	2
23:00 - 23:59	1

Only REVIEWED incidents included



# Bryan Fire Department

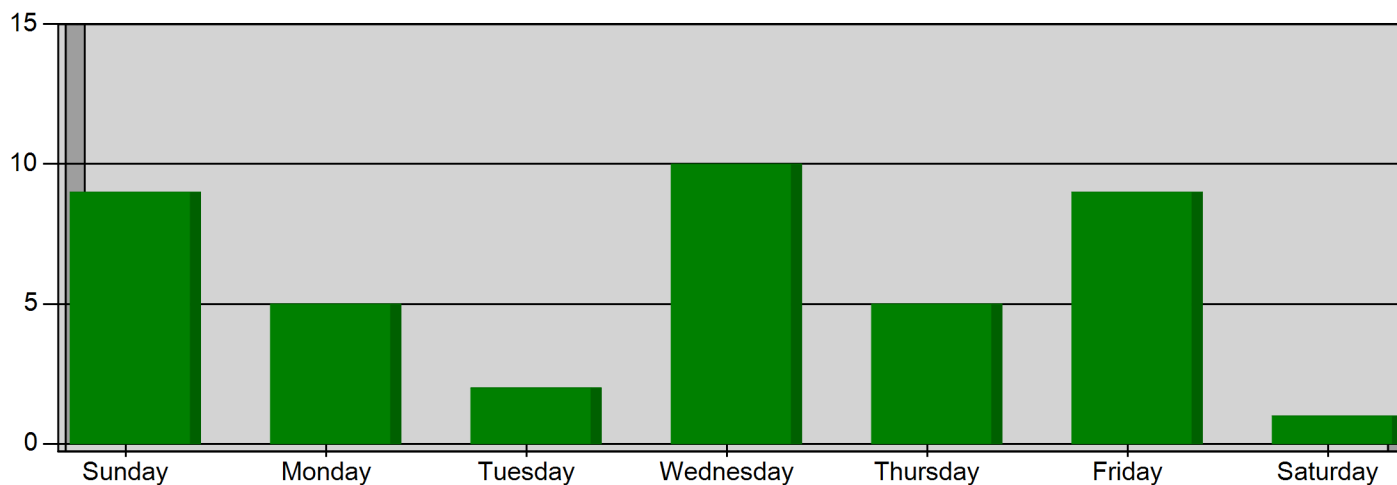
Bryan, OH

This report was generated on 4/12/2021 8:39:40 AM



## Incidents by Day of the Week for Date Range

Start Incident Type: 100 | End Incident Type: 911 | Start Date: 02/01/2021 | End Date: 02/28/2021



DAY OF THE WEEK	# INCIDENTS
Sunday	9
Monday	5
Tuesday	2
Wednesday	10
Thursday	5
Friday	9
Saturday	1

**TOTAL**

**41**

Only Reviewed incidents included.



emergencyreporting.com

Doc Id: 1284

Page # 1 of 1

# Bryan Fire Department

Bryan, OH

This report was generated on 4/12/2021 8:41:39 AM



## Count of Occupancies Inspected per Category Type and Subcategory per Inspection Type for Date Range

Start Date: 02/01/2021 | End Date: 02/28/2021

OCCUPANCY CATEGORY - SUBCATEGORY	COUNT
<b>Business Group B</b>	
Office	
Fire Protection \ Alarm System Test	1
<b>Total Number of Inspections per Category:</b>	<b>1</b>
<b>Educational Group E</b>	
Daycare with more than 5 children age 2.5 or older Group E	
Annual	1
<b>Total Number of Inspections per Category:</b>	<b>1</b>
<b>Factory Industrial Group F</b>	
F1 Moderate-hazard	
Fire Protection \ Alarm System Test	1
<b>Total Number of Inspections per Category:</b>	<b>1</b>
<b>Residential Group R</b>	
R1 Hotels / Motels	
Scheduled	1
<b>Total Number of Inspections per Category:</b>	<b>1</b>

Custom Report build. Inspections must be Completed to be counted.



emergencyreporting.com

Doc Id: 1752

Page # 1 of 1

# Bryan Fire Department

Bryan, OH

This report was generated on 4/12/2021 8:44:38 AM



## Count of Classes and People by Class Category with Class Hours and Man Hours for Date Range Passed/Failed: Both Passed and Failed | Start Date: 02/01/2021 | End Date: 02/28/2021

	CLASS COUNT	TOTAL CLASS HOURS	COUNT OF PEOPLE	TOTAL MAN HOURS
Academy	4	31:00	16	144:15
EMS	17	40:00	77	183:00
Fire Officer Training	5	67:30	5	67:30
Firefighter Training	5	32:30	15	106:30
Special Operations Training	2	12:00	2	12:00
<b>GRAND TOTALS:</b>	<b>33</b>	<b>183:00</b>	<b>115</b>	<b>513:15</b>

This report lists the actual count of Reviewed classes and the class hours, and the number of people who attended those classes and the total Man Hours for each Class Category. This report pulls training hours from the Training Code Hours field on the Info Page.