



# ACTIVITY REPORT

FOR MARCH 2021

FIRE CHIEF BRUCE R. SIDERS

## A Letter from the Chief

Spring has finally come to our little corner of the world. Warmer temps, daylight savings time, sunny days, all add up to more time outdoors and doing our outdoor activities.

With the warmer weather, our yard cleanup activates and outdoor campfires will be starting once again. Open burning for waste disposal is illegal. Please be sure to follow the regulations for outside fires. For more information, you can visit our website at <https://www.cityofbryan.com/wp-content/uploads/2020/05/Open-Burning.pdf>, or you can call us at 419-633-6080.

During the month of March, the fire department responded to 30 calls for service. This is down 11 runs from February and down 10 calls from March of last year. Most of our calls were for vehicle accidents. Please focus on the task of driving when you are behind the wheel. Most accident occur from speeding, because the roads are dryer than in the winter months, and not paying attention to what is going on ahead of you or around you. Please be careful and mindful as you drive.

Cooking, heating, electrical, smoking and candles are still the leading causes of home fires. Please be careful when using all of these. Check your smoke detectors regularly to ensure they are working. If they are ten years old or older, it is time to replace them. If you do not know how old your smoke detector is, then the best advice is to go ahead and get a new one. Also, take the time to plan and practice your fire escape plan with your family.

Please continue good fire safety practices and have a blessed, happy, spring.

Sincerely,

A handwritten signature in black ink that reads "Bruce R. Siders". The signature is written in a cursive, flowing style.

Fire Chief Bruce R. Siders

# Bryan Fire Department

Bryan, OH

This report was generated on 4/1/2021 12:15:40 PM



## Incident Statistics

Zone(s): All Zones | Start Date: 03/01/2021 | End Date: 03/31/2021

INCIDENT COUNT			
INCIDENT TYPE		# INCIDENTS	
EMS		11	
FIRE		19	
<b>TOTAL</b>		<b>30</b>	
TOTAL TRANSPORTS (N2 and N3)			
APPARATUS	# of APPARATUS TRANSPORTS	# of PATIENT TRANSPORTS	TOTAL # of PATIENT CONTACTS
<b>TOTAL</b>			
PRE-INCIDENT VALUE		LOSSES	
<b>\$425,400.00</b>		<b>\$10,250.00</b>	
CO CHECKS			
746 - Carbon monoxide detector activation, no CO		1	
<b>TOTAL</b>		<b>1</b>	
MUTUAL AID			
Aid Type		Total	
Aid Given		1	
Aid Received		2	
OVERLAPPING CALLS			
# OVERLAPPING		% OVERLAPPING	
0		0	
LIGHTS AND SIREN - AVERAGE RESPONSE TIME (Dispatch to Arrival)			
Station	EMS	FIRE	
Bryan Fire Department	0:04:02	0:08:57	
<b>AVERAGE FOR ALL CALLS</b>		<b>0:06:46</b>	
LIGHTS AND SIREN - AVERAGE TURNOUT TIME (Dispatch to Enroute)			
Station	EMS	FIRE	
Bryan Fire Department	0:01:08	0:03:53	
<b>AVERAGE FOR ALL CALLS</b>		<b>0:03:00</b>	
AGENCY		AVERAGE TIME ON SCENE (MM:SS)	
Bryan Fire Department		45:16	

Only Reviewed Incidents included. EMS for Incident counts includes only 300 to 399 Incident Types. All other incident types are counted as FIRE. CO Checks only includes Incident Types: 424, 736 and 734. # Apparatus Transports = # of incidents where apparatus transported. # Patient Transports = All patients transported by EMS. # Patient Contacts = # of PCR contacted by apparatus. This report now returns both NEMSIS 2 & 3 data as appropriate. For overlapping calls that span over multiple days, total per month will not equal Total count for year.

# Bryan Fire Department

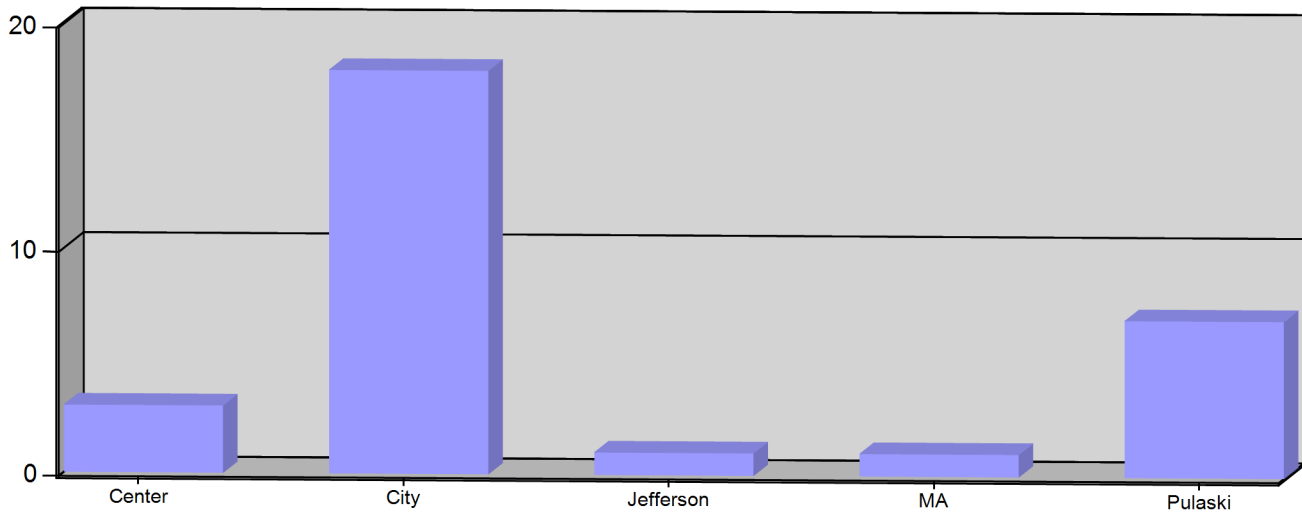
Bryan, OH

This report was generated on 4/1/2021 12:13:44 PM



## Incident Count per Zone for Date Range

Start Date: 03/01/2021 | End Date: 03/31/2021



ZONE	# INCIDENTS
Center - Center Twp	3
City - Bryan	18
Jefferson - Jefferson Twp	1
MA - Mutual Aid	1
Pulaski - Pulaski Twp	7

**TOTAL: 30**

Zone information is defined on the Basic Info 3 screen of an incident. Only REVIEWED incidents included. Archived Zones cannot be unarchived.



emergencyreporting.com

Doc Id: 270

Page # 1 of 1

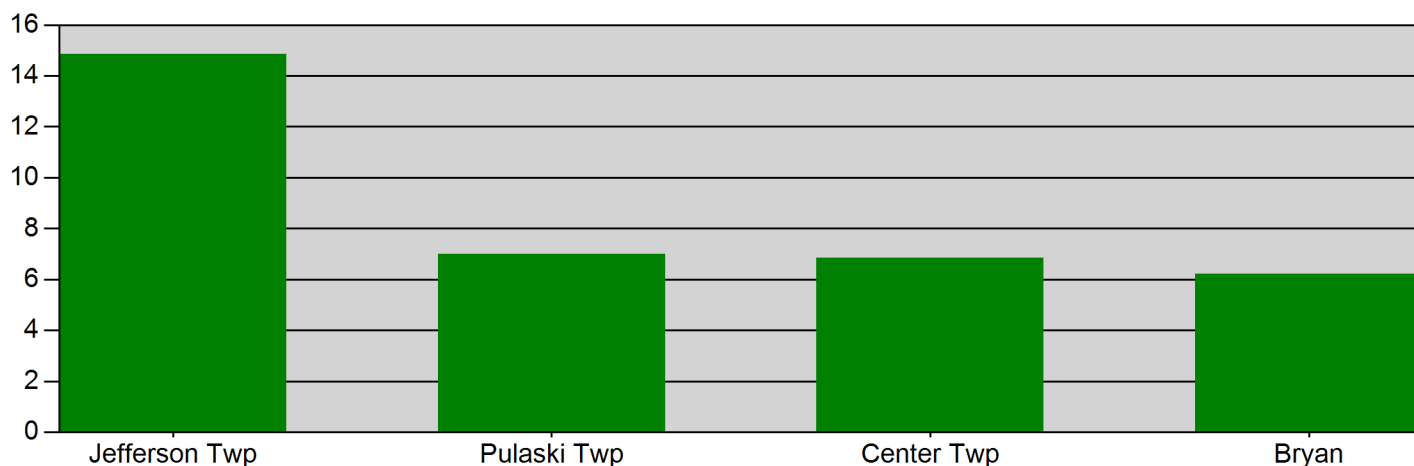
# Bryan Fire Department

Bryan, OH

This report was generated on 4/1/2021 12:18:29 PM



Response Mode: Lights and Sirens | Start Date: 03/01/2021 | End Date: 03/31/2021



Zone	AVERAGE RESPONSE TIME (in minutes)
Jefferson Twp	14.85
Pulaski Twp	7.00
Center Twp	6.85
Bryan	6.23

Only REVIEWED incidents included. Response Time is Dispatched to Arrived. Includes all apparatus with arrival times. Excludes "Cancelled" apparatus.



# Bryan Fire Department

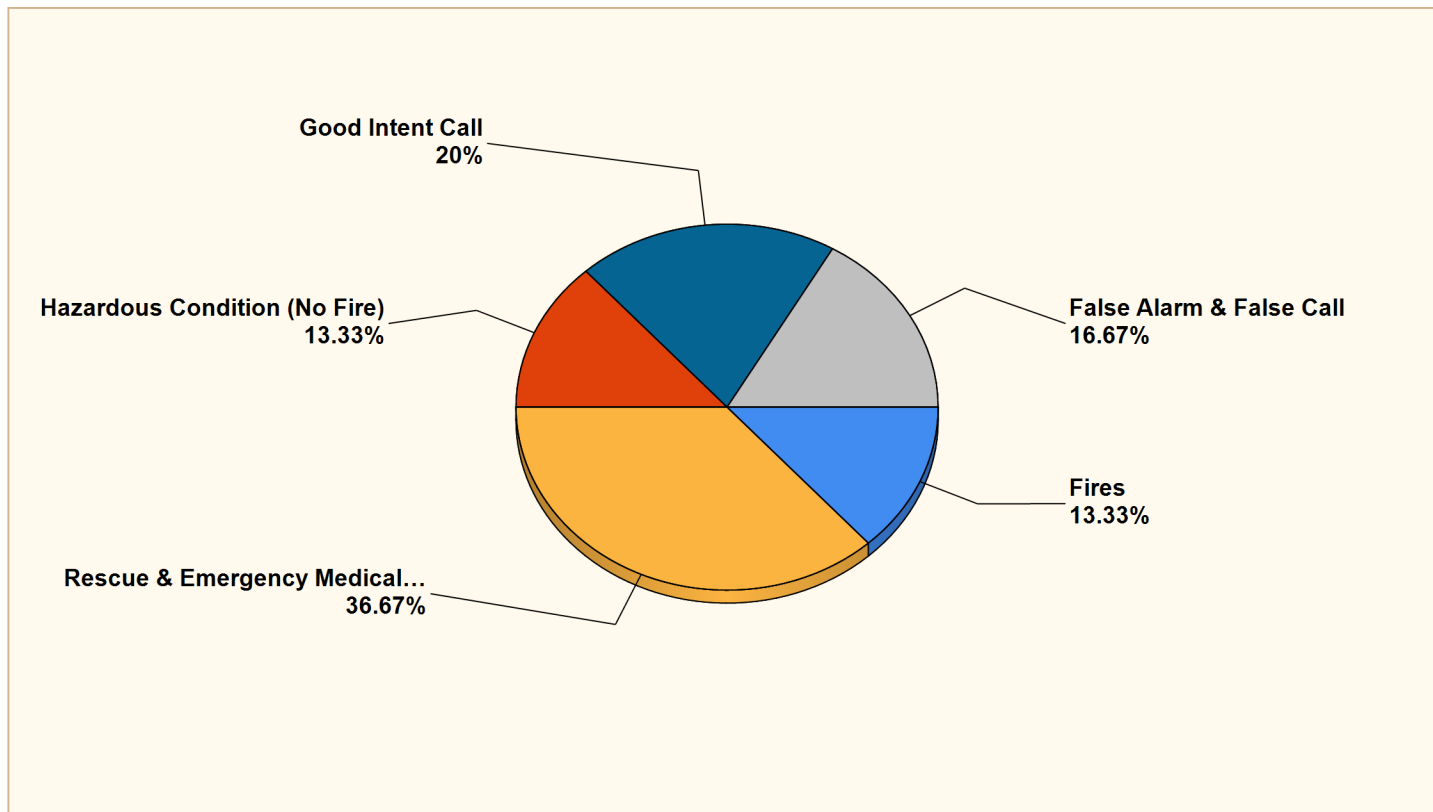
Bryan, OH

This report was generated on 4/1/2021 12:14:39 PM



## Breakdown by Major Incident Types for Date Range

Zone(s): All Zones | Start Date: 03/01/2021 | End Date: 03/31/2021



MAJOR INCIDENT TYPE	# INCIDENTS	% of TOTAL
Fires	4	13.33%
Rescue & Emergency Medical Service	11	36.67%
Hazardous Condition (No Fire)	4	13.33%
Good Intent Call	6	20%
False Alarm & False Call	5	16.67%
<b>TOTAL</b>	<b>30</b>	<b>100%</b>

Only REVIEWED and/or LOCKED IMPORTED incidents are included. Summary results for a major incident type are not displayed if the count is zero.



### Detailed Breakdown by Incident Type

INCIDENT TYPE	# INCIDENTS	% of TOTAL
111 - Building fire	2	6.67%
141 - Forest, woods or wildland fire	1	3.33%
143 - Grass fire	1	3.33%
311 - Medical assist, assist EMS crew	4	13.33%
322 - Motor vehicle accident with injuries	6	20%
324 - Motor vehicle accident with no injuries.	1	3.33%
412 - Gas leak (natural gas or LPG)	2	6.67%
440 - Electrical wiring/equipment problem, other	1	3.33%
444 - Power line down	1	3.33%
600 - Good intent call, other	2	6.67%
611 - Dispatched & cancelled en route	1	3.33%
622 - No incident found on arrival at dispatch address	1	3.33%
631 - Authorized controlled burning	1	3.33%
652 - Steam, vapor, fog or dust thought to be smoke	1	3.33%
733 - Smoke detector activation due to malfunction	1	3.33%
743 - Smoke detector activation, no fire - unintentional	1	3.33%
744 - Detector activation, no fire - unintentional	1	3.33%
745 - Alarm system activation, no fire - unintentional	1	3.33%
746 - Carbon monoxide detector activation, no CO	1	3.33%
<b>TOTAL INCIDENTS:</b>	<b>30</b>	<b>100%</b>

Only REVIEWED and/or LOCKED IMPORTED incidents are included. Summary results for a major incident type are not displayed if the count is zero.



# Bryan Fire Department

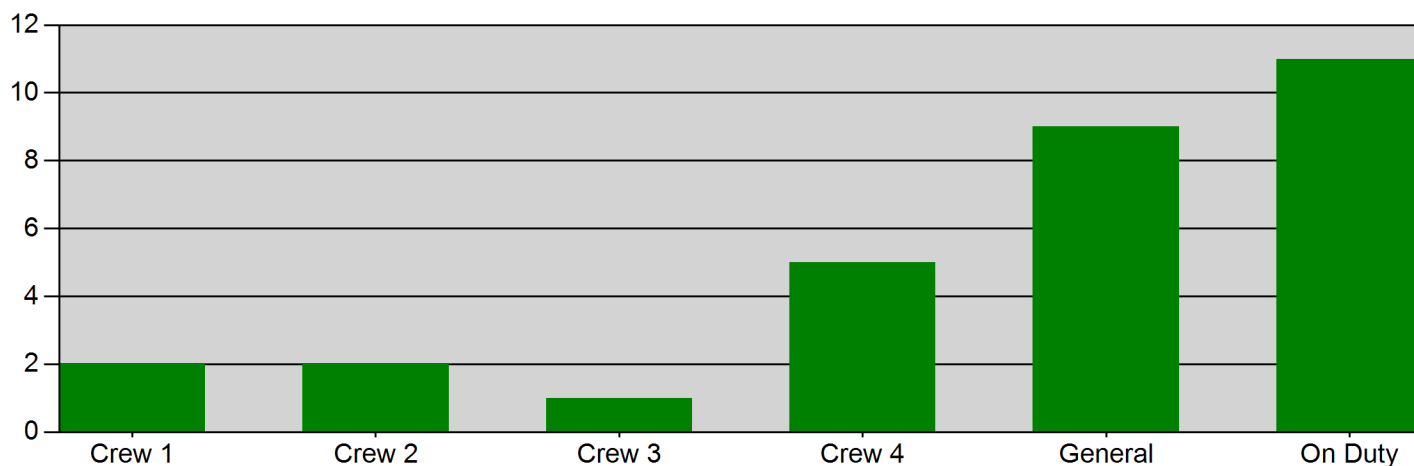
Bryan, OH

This report was generated on 4/1/2021 12:10:18 PM



## Incidents by Shift for Date Range

Start Date: 03/01/2021 | End Date: 03/31/2021



SHIFT	# INCIDENTS
Crew 1	2
Crew 2	2
Crew 3	1
Crew 4	5
General	9
On Duty	11

**TOTAL: 30**

Incidents with multiple EXPOSURES, with distinct stations, may create a slight difference between the report total and total number of actual incidents for the DATE RANGE provided. The totals reflect the # INCIDENTS each STATION was assigned. Only REVIEWED incidents included.





# Bryan Fire Department

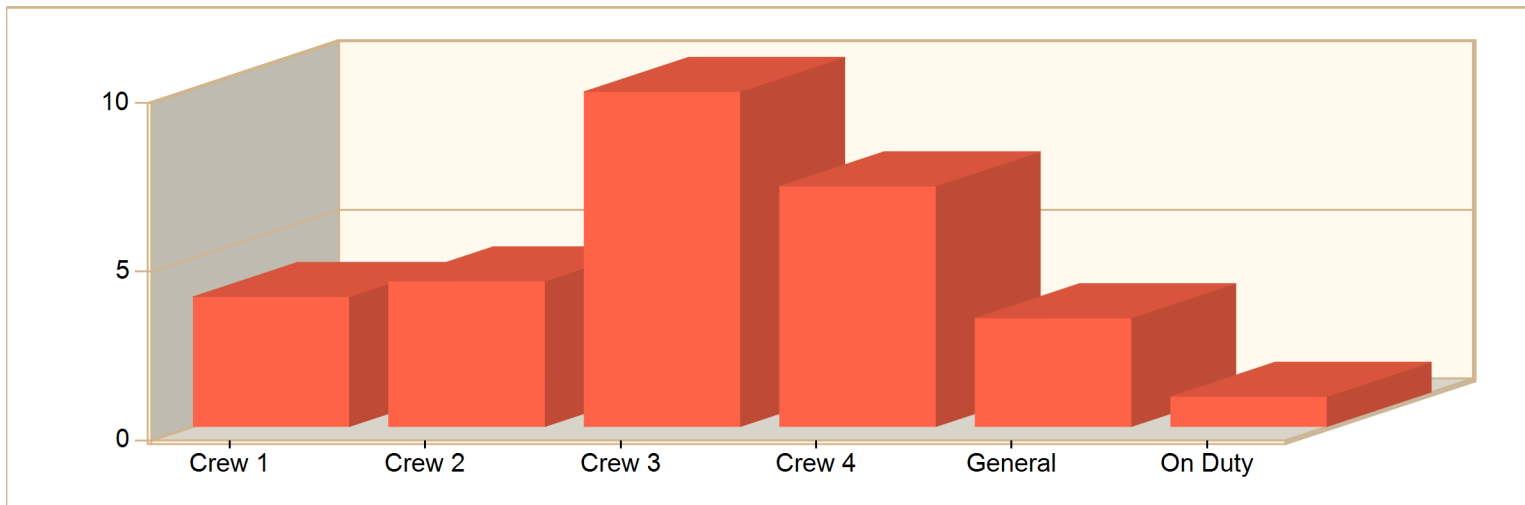
Bryan, OH

This report was generated on 4/1/2021 12:20:03 PM



## Average Turnout Time per Shift for Date Range

Start Date: 03/01/2021 | End Date: 03/31/2021



SHIFT	AVERAGE TURNOUT TIME as MM:SS (Dispatch to Enroute)
Crew 1	3:51
Crew 2	4:19
Crew 3	9:56
Crew 4	7:08
General	3:13
On Duty	0:53

Committed time (minutes) is the difference between the DISPATCH and ENROUTE time of Basic Info 4. Only REVIEWED incidents included.



# Bryan Fire Department

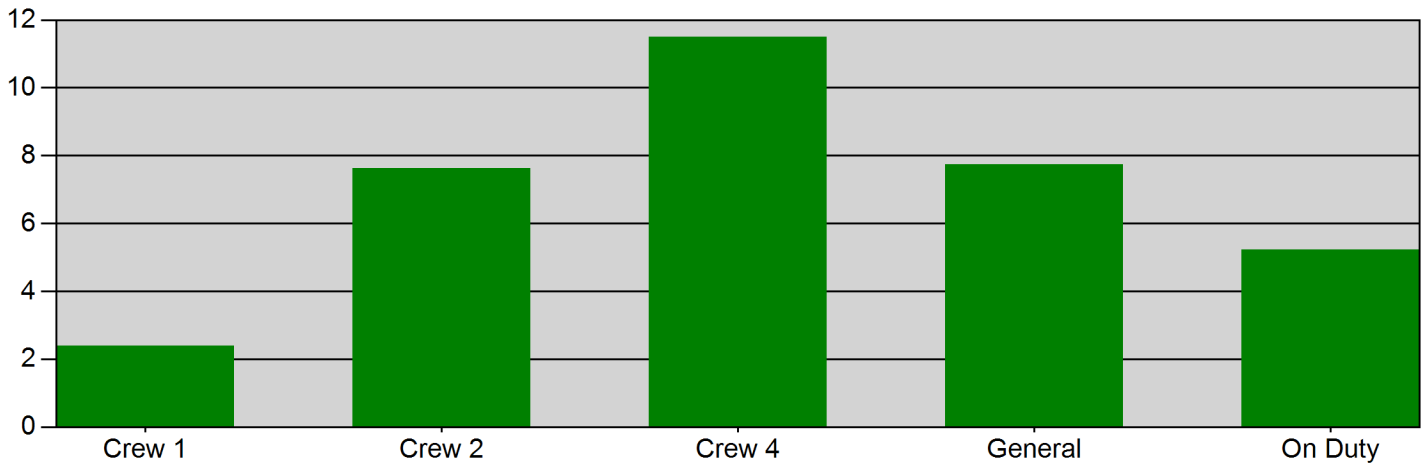
Bryan, OH

This report was generated on 4/1/2021 12:16:54 PM



## Average Response Time per Shift for Response Mode for Date Range

Response Mode to Scene: Lights and Sirens | Start Date: 03/01/2021 | End Date: 03/31/2021



SHIFT	AVERAGE RESPONSE TIME in minutes (Dispatch to Arrived)
Crew 1	2.40
Crew 2	7.63
Crew 4	11.50
General	7.75
On Duty	5.23

Average Response Time calculated from DISPATCH and ARRIVED times. Only REVIEWED Incidents are included.



emergencyreporting.com

Doc Id: 52

Page # 1 of 1

# Bryan Fire Department

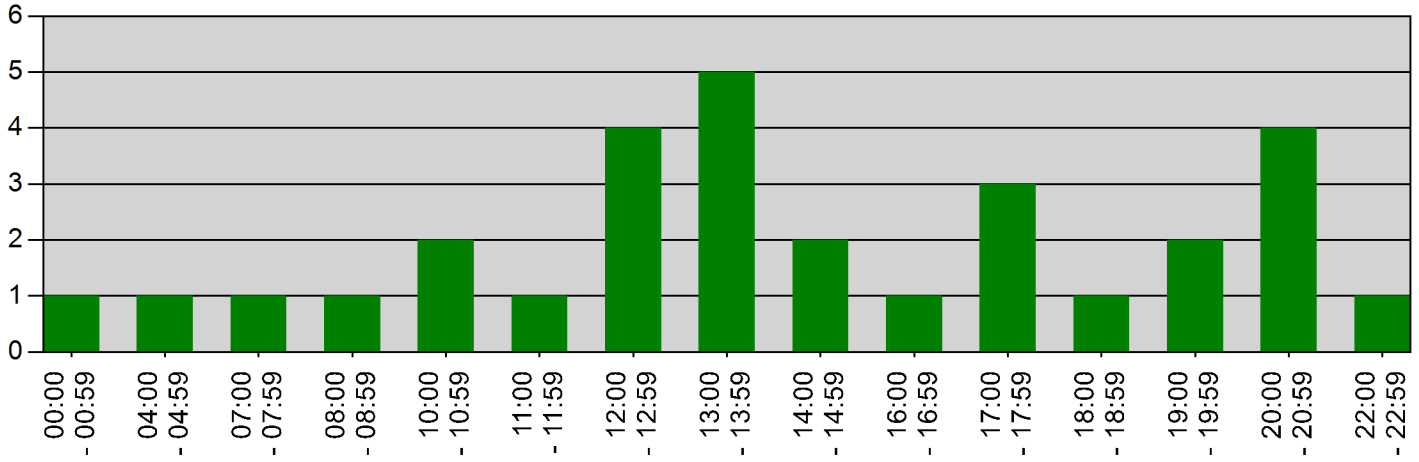
Bryan, OH

This report was generated on 4/1/2021 12:12:02 PM



## Incidents by Hour for Date Range

Start Date: 03/01/2021 | End Date: 03/31/2021



HOUR	# of CALLS
00:00 - 00:59	1
04:00 - 04:59	1
07:00 - 07:59	1
08:00 - 08:59	1
10:00 - 10:59	2
11:00 - 11:59	1
12:00 - 12:59	4
13:00 - 13:59	5
14:00 - 14:59	2
16:00 - 16:59	1
17:00 - 17:59	3
18:00 - 18:59	1
19:00 - 19:59	2
20:00 - 20:59	4
22:00 - 22:59	1

Only REVIEWED incidents included



# Bryan Fire Department

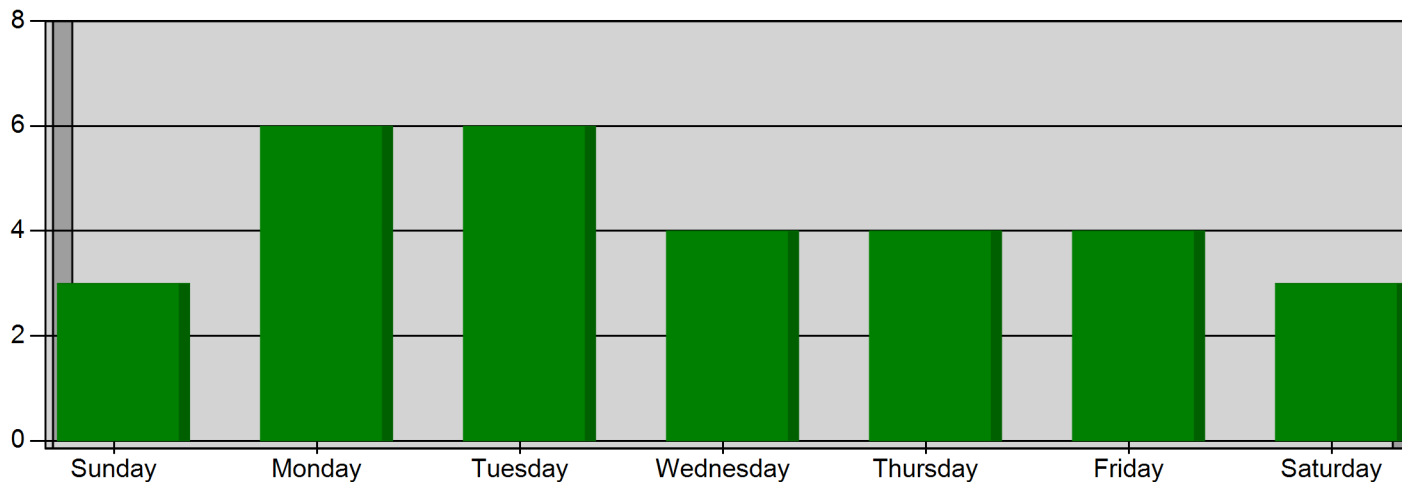
Bryan, OH

This report was generated on 4/1/2021 12:13:02 PM



## Incidents by Day of the Week for Date Range

Start Incident Type: 100 | End Incident Type: 911 | Start Date: 03/01/2021 | End Date: 03/31/2021



DAY OF THE WEEK	# INCIDENTS
Sunday	3
Monday	6
Tuesday	6
Wednesday	4
Thursday	4
Friday	4
Saturday	3

**TOTAL**

**30**

Only Reviewed incidents included.



emergencyreporting.com

Doc Id: 1284

Page # 1 of 1

# Bryan Fire Department

Bryan, OH

This report was generated on 4/1/2021 12:15:11 PM



## Count of Occupancies Inspected per Category Type and Subcategory per Inspection Type for Date Range

Start Date: 03/01/2021 | End Date: 03/31/2021

OCCUPANCY CATEGORY - SUBCATEGORY	COUNT
<b>Institutional Group I</b>	
I2 Medical - Hospital and Nursing homes	
Final Building Acceptance	1
Fire Protection \ Alarm System Test	1
<b>Total Number of Inspections per Category:</b>	<b>2</b>
<b>Residential 1,2,3 Family Dwelling</b>	
Residential 1,2 and 3 Family Dwelling	
Foster Care/Adoption	2
<b>Total Number of Inspections per Category:</b>	<b>2</b>
<b>Storage Group S</b>	
S1 Moderate-hazard (Car Garages)	
Final Building Acceptance	1
Fire Protection \ Alarm System Test	1
<b>Total Number of Inspections per Category:</b>	<b>2</b>

Custom Report build. Inspections must be Completed to be counted.



emergencyreporting.com

Doc Id: 1752

Page # 1 of 1

# Bryan Fire Department

Bryan, OH

This report was generated on 4/1/2021 12:19:19 PM



## Count of Classes and People by Class Category with Class Hours and Man Hours for Date Range Passed/Failed: Both Passed and Failed | Start Date: 03/01/2021 | End Date: 03/31/2021

	CLASS COUNT	TOTAL CLASS HOURS	COUNT OF PEOPLE	TOTAL MAN HOURS
Academy	4	26:00	10	71:00
EMS	11	32:30	32	102:30
Fire Investigation and Inspection Training	1	12:30	1	12:30
Fire Officer Training	5	18:00	5	18:00
Firefighter Training	11	49:15	48	184:30
Special Operations Training	3	3:30	14	17:00
<b>GRAND TOTALS:</b>	<b>35</b>	<b>141:45</b>	<b>110</b>	<b>405:30</b>

This report lists the actual count of Reviewed classes and the class hours, and the number of people who attended those classes and the total Man Hours for each Class Category. This report pulls training hours from the Training Code Hours field on the Info Page.