



ACTIVITY REPORT

FOR APRIL 2021

FIRE CHIEF BRUCE R. SIDERS

A Letter from the Chief

April is finally here! The grass is growing and it's time to tune up the lawn mowers for the year. Please be careful when refueling your lawn mowers. Use the proper container to put your fuel in. It is also time to get the grill out and crank up the BBQ season. The National Fire Protection Association has a safety tip sheet for us about grilling. You can get it by clicking this link; https://www.nfpa.org/-/media/Files/Public-Education/Resources/Safety-tip-sheets/Grilling_safety_Tips.ashx

Please remember that open burning for waste disposal is illegal. Please be sure to follow the regulations for outside fires. For more information, you can visit our website at <https://www.cityofbryan.com/wp-content/uploads/2020/05/Open-Burning.pdf>, or you can call us at 419-633-6080.

During the month of April, the fire department responded to 38 calls for service. This is up 8 runs from March and down 15 calls from April of last year. Most of our calls were to assist Williams County EMS, followed by vehicle injury accidents. Please focus on the task of driving when you are behind the wheel. Most accident occur from speeding, because the roads are dryer than in the winter months, and not paying attention to what is going on ahead of you or around you. Please be careful and mindful as you drive.

Cooking, heating, electrical, smoking and candles are still the leading causes of home fires. Please be careful when using all of these. Check your smoke detectors regularly to ensure they are working. If they are ten years old or older, it is time to replace them. If you do not know how old your smoke detector is, then the best advice is to go ahead and get a new one. Also, take the time to plan and practice your fire escape plan with your family.

Please continue good fire safety.

Sincerely,

A handwritten signature in black ink that reads "Bruce R. Siders". The signature is written in a cursive style with a large initial "B" and "S".

Fire Chief Bruce R. Siders

Bryan Fire Department

Bryan, OH

This report was generated on 5/14/2021 9:31:09 AM



Incident Statistics

Zone(s): All Zones | Start Date: 04/01/2021 | End Date: 04/30/2021

INCIDENT COUNT			
INCIDENT TYPE		# INCIDENTS	
EMS		14	
FIRE		24	
TOTAL		38	
TOTAL TRANSPORTS (N2 and N3)			
APPARATUS	# of APPARATUS TRANSPORTS	# of PATIENT TRANSPORTS	TOTAL # of PATIENT CONTACTS
TOTAL			
PRE-INCIDENT VALUE		LOSSES	
\$457,000.00		\$106,000.00	
CO CHECKS			
424 - Carbon monoxide incident		1	
736 - CO detector activation due to malfunction		1	
746 - Carbon monoxide detector activation, no CO		1	
TOTAL		3	
MUTUAL AID			
Aid Type		Total	
Aid Received		1	
OVERLAPPING CALLS			
# OVERLAPPING		% OVERLAPPING	
4		10.53	
LIGHTS AND SIREN - AVERAGE RESPONSE TIME (Dispatch to Arrival)			
Station	EMS	FIRE	
Bryan Fire Department	0:04:57	0:09:16	
AVERAGE FOR ALL CALLS		0:06:17	
LIGHTS AND SIREN - AVERAGE TURNOUT TIME (Dispatch to Enroute)			
Station	EMS	FIRE	
Bryan Fire Department	0:02:04	0:06:30	
AVERAGE FOR ALL CALLS		0:03:13	
AGENCY		AVERAGE TIME ON SCENE (MM:SS)	
Bryan Fire Department		31:26	

Only Reviewed Incidents included. EMS for Incident counts includes only 300 to 399 Incident Types. All other incident types are counted as FIRE. CO Checks only includes Incident Types: 424, 736 and 734. # Apparatus Transports = # of incidents where apparatus transported. # Patient Transports = All patients transported by EMS. # Patient Contacts = # of PCR contacted by apparatus. This report now returns both NEMSIS 2 & 3 data as appropriate. For overlapping calls that span over multiple days, total per month will not equal Total count for year.

Bryan Fire Department

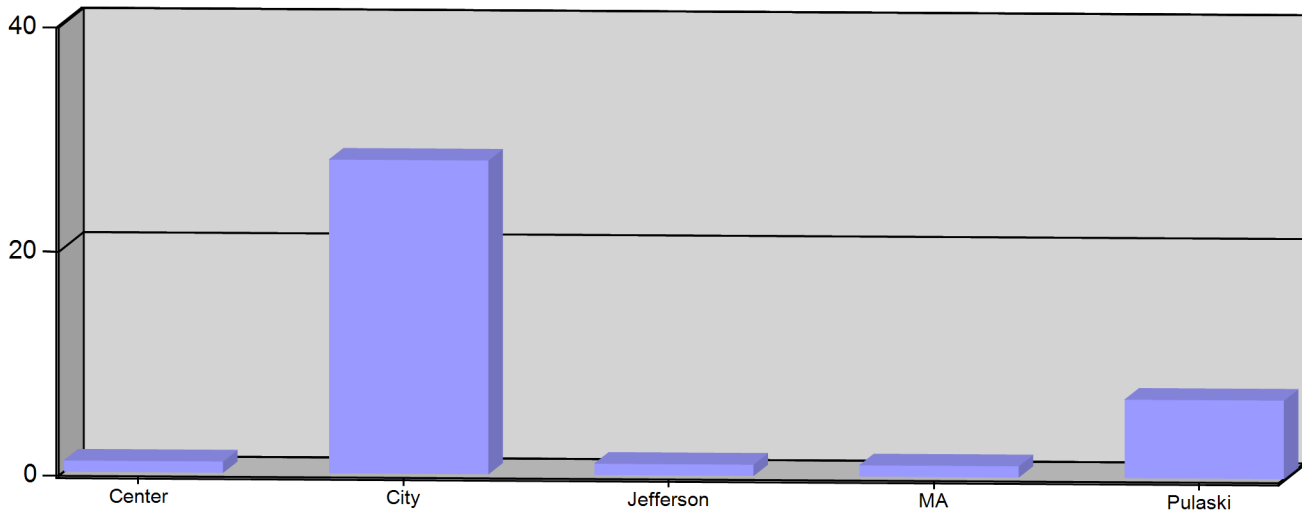
Bryan, OH

This report was generated on 5/14/2021 9:28:51 AM



Incident Count per Zone for Date Range

Start Date: 04/01/2021 | End Date: 04/30/2021



ZONE	# INCIDENTS
Center - Center Twp	1
City - Bryan	28
Jefferson - Jefferson Twp	1
MA - Mutual Aid	1
Pulaski - Pulaski Twp	7

TOTAL: 38

Zone information is defined on the Basic Info 3 screen of an incident. Only REVIEWED incidents included. Archived Zones cannot be unarchived.



emergencyreporting.com

Doc Id: 270

Page # 1 of 1

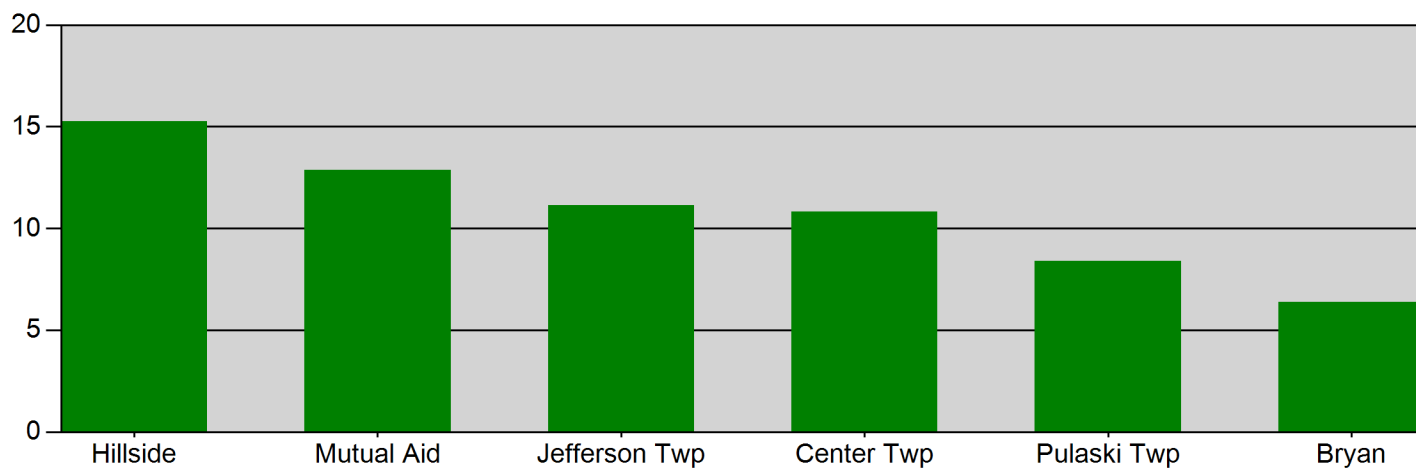
Bryan Fire Department

Bryan, OH

This report was generated on 5/14/2021 9:34:03 AM



Response Mode: Lights and Sirens | Start Date: 04/01/2019 | End Date: 04/30/2020



Zone	AVERAGE RESPONSE TIME (in minutes)
Hillside	15.28
Mutual Aid	12.89
Jefferson Twp	11.15
Center Twp	10.83
Pulaski Twp	8.42
Bryan	6.39

Only REVIEWED incidents included. Response Time is Dispatched to Arrived. Includes all apparatus with arrival times. Excludes "Cancelled" apparatus.



Bryan Fire Department

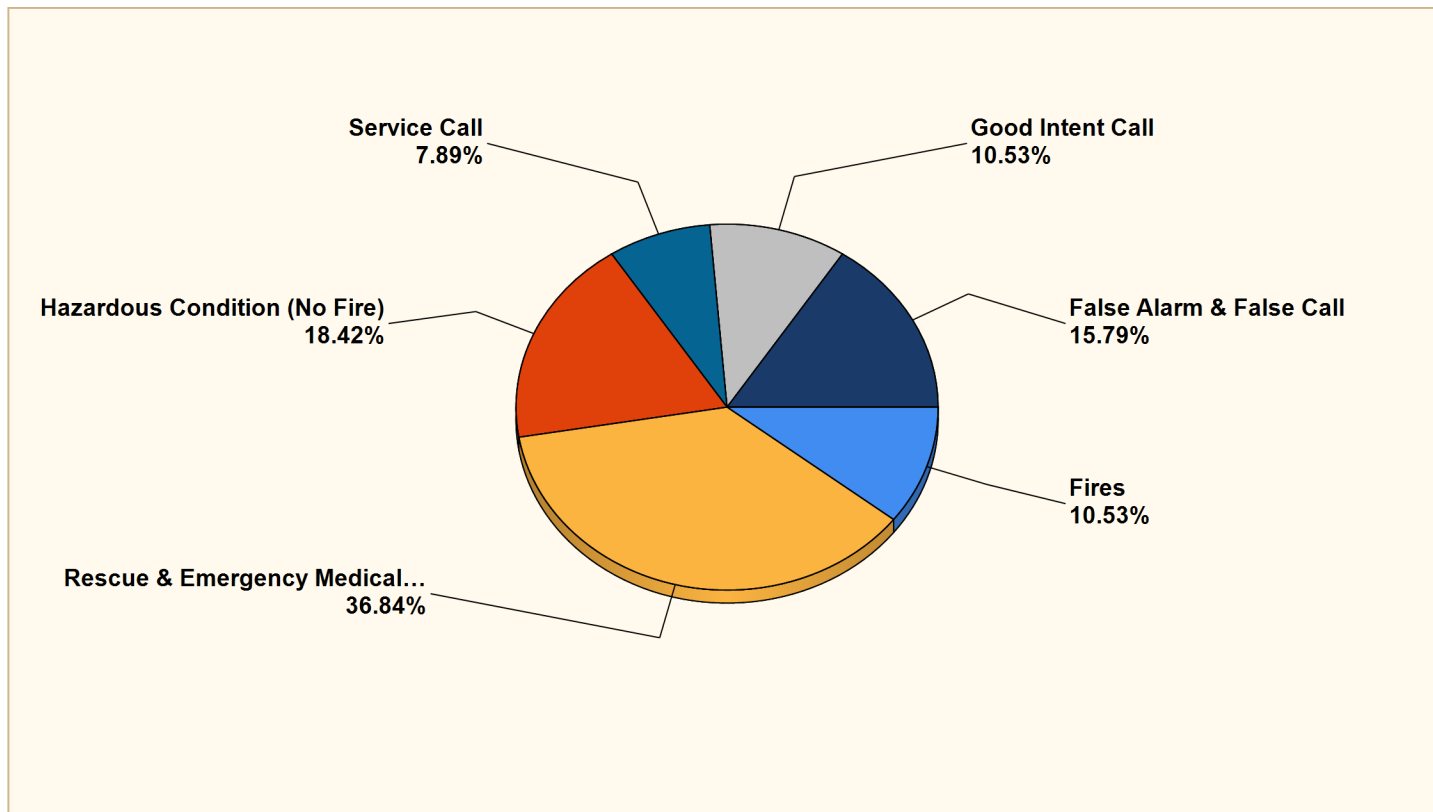
Bryan, OH

This report was generated on 5/14/2021 9:29:24 AM



Breakdown by Major Incident Types for Date Range

Zone(s): All Zones | Start Date: 04/01/2021 | End Date: 04/30/2021



MAJOR INCIDENT TYPE	# INCIDENTS	% of TOTAL
Fires	4	10.53%
Rescue & Emergency Medical Service	14	36.84%
Hazardous Condition (No Fire)	7	18.42%
Service Call	3	7.89%
Good Intent Call	4	10.53%
False Alarm & False Call	6	15.79%
TOTAL	38	100%

Only REVIEWED and/or LOCKED IMPORTED incidents are included. Summary results for a major incident type are not displayed if the count is zero.



Detailed Breakdown by Incident Type

INCIDENT TYPE	# INCIDENTS	% of TOTAL
111 - Building fire	2	5.26%
118 - Trash or rubbish fire, contained	1	2.63%
131 - Passenger vehicle fire	1	2.63%
311 - Medical assist, assist EMS crew	8	21.05%
322 - Motor vehicle accident with injuries	4	10.53%
324 - Motor vehicle accident with no injuries.	1	2.63%
350 - Extrication, rescue, other	1	2.63%
412 - Gas leak (natural gas or LPG)	2	5.26%
413 - Oil or other combustible liquid spill	1	2.63%
424 - Carbon monoxide incident	1	2.63%
441 - Heat from short circuit (wiring), defective/worn	1	2.63%
444 - Power line down	1	2.63%
471 - Explosive, bomb removal (for bomb scare, use 721)	1	2.63%
522 - Water or steam leak	1	2.63%
553 - Public service	1	2.63%
561 - Unauthorized burning	1	2.63%
600 - Good intent call, other	1	2.63%
611 - Dispatched & cancelled en route	3	7.89%
730 - System malfunction, other	1	2.63%
735 - Alarm system sounded due to malfunction	1	2.63%
736 - CO detector activation due to malfunction	1	2.63%
743 - Smoke detector activation, no fire - unintentional	2	5.26%
746 - Carbon monoxide detector activation, no CO	1	2.63%
TOTAL INCIDENTS:	38	100%

Only REVIEWED and/or LOCKED IMPORTED incidents are included. Summary results for a major incident type are not displayed if the count is zero.



Bryan Fire Department

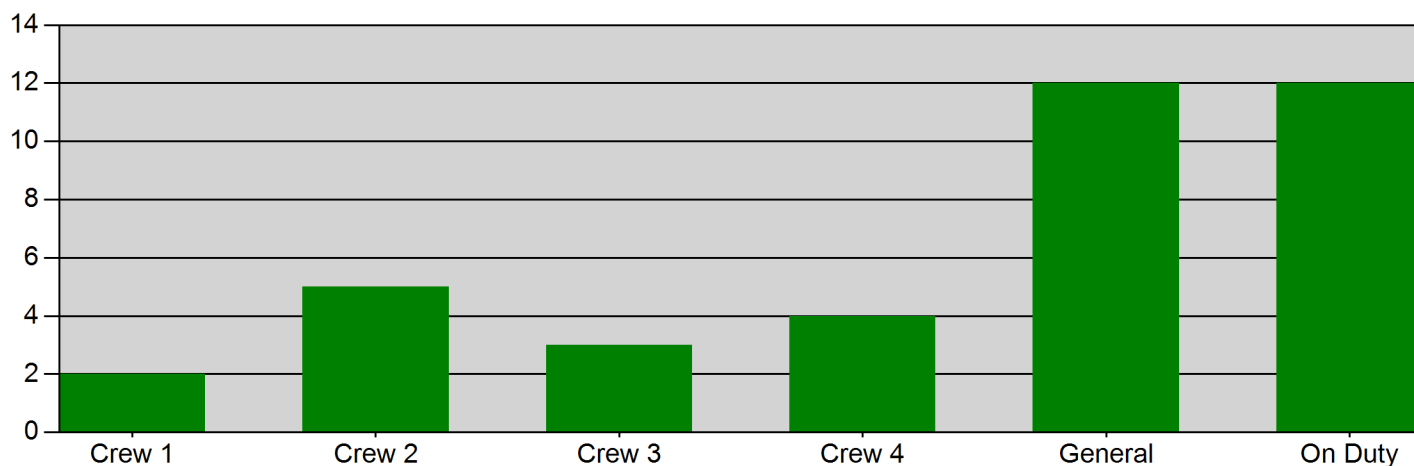
Bryan, OH

This report was generated on 5/14/2021 9:25:36 AM



Incidents by Shift for Date Range

Start Date: 04/01/2021 | End Date: 04/30/2021



SHIFT	# INCIDENTS
Crew 1	2
Crew 2	5
Crew 3	3
Crew 4	4
General	12
On Duty	12

TOTAL: 38

Incidents with multiple EXPOSURES, with distinct stations, may create a slight difference between the report total and total number of actual incidents for the DATE RANGE provided. The totals reflect the # INCIDENTS each STATION was assigned. Only REVIEWED incidents included.



Bryan Fire Department

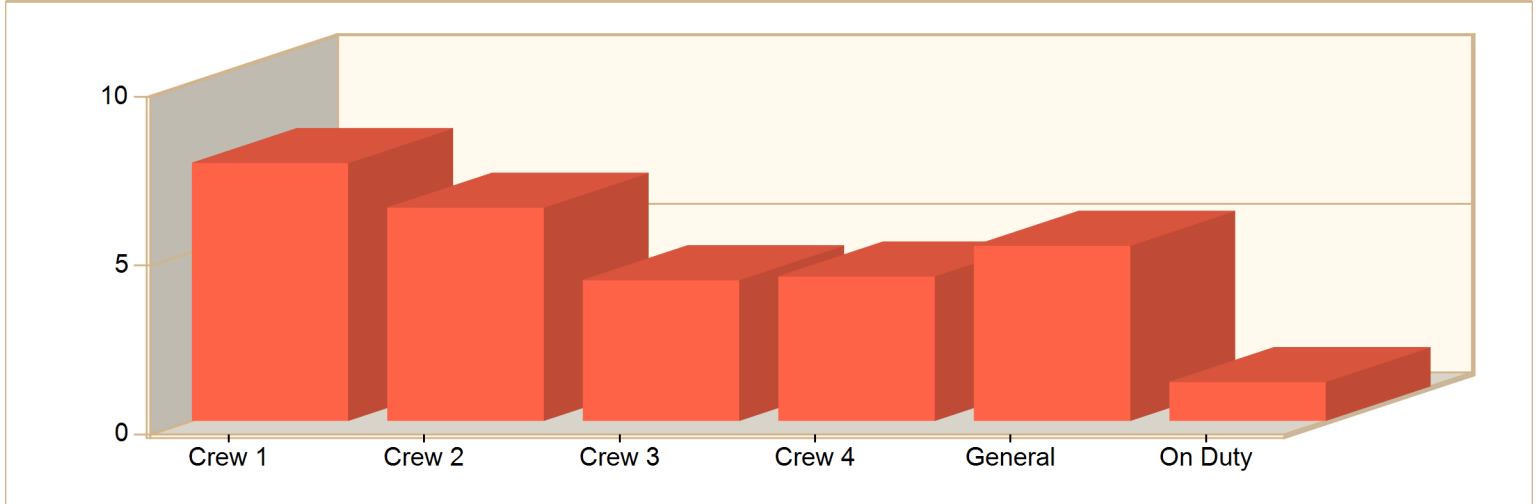
Bryan, OH

This report was generated on 5/14/2021 9:41:08 AM



Average Turnout Time per Shift for Date Range

Start Date: 04/01/2021 | End Date: 04/30/2021



SHIFT	AVERAGE TURNOUT TIME as MM:SS (Dispatch to Enroute)
Crew 1	7:39
Crew 2	6:19
Crew 3	4:10
Crew 4	4:17
General	5:12
On Duty	1:09

Committed time (minutes) is the difference between the DISPATCH and ENROUTE time of Basic Info 4. Only REVIEWED incidents included.



Bryan Fire Department

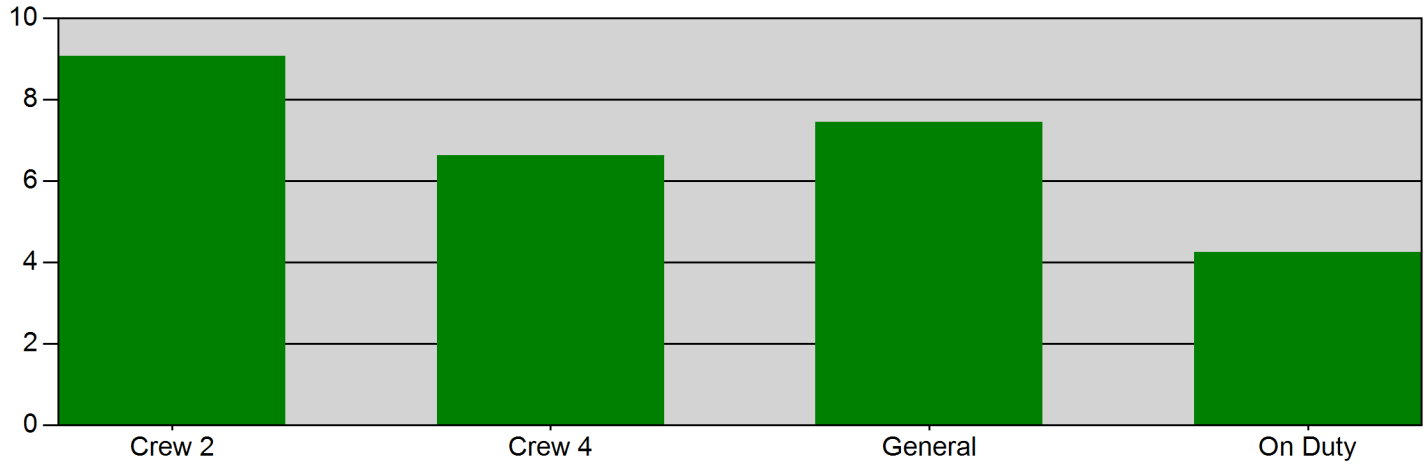
Bryan, OH

This report was generated on 5/14/2021 9:33:08 AM



Average Response Time per Shift for Response Mode for Date Range

Response Mode to Scene: Lights and Sirens | Start Date: 04/01/2021 | End Date: 04/30/2021



SHIFT	AVERAGE RESPONSE TIME in minutes (Dispatch to Arrived)
Crew 2	9.06
Crew 4	6.63
General	7.45
On Duty	4.25

Average Response Time calculated from DISPATCH and ARRIVED times. Only REVIEWED Incidents are included.



emergencyreporting.com

Doc Id: 52

Page # 1 of 1

Bryan Fire Department

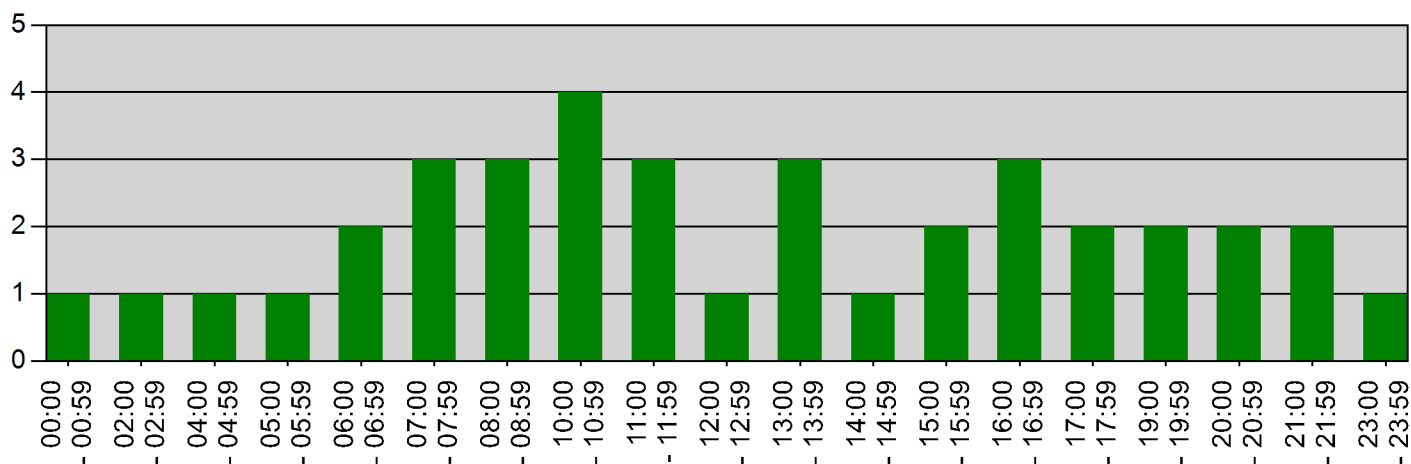
Bryan, OH

This report was generated on 5/14/2021 9:26:27 AM



Incidents by Hour for Date Range

Start Date: 04/01/2021 | End Date: 04/30/2021



HOUR	# of CALLS
00:00 - 00:59	1
02:00 - 02:59	1
04:00 - 04:59	1
05:00 - 05:59	1
06:00 - 06:59	2
07:00 - 07:59	3
08:00 - 08:59	3
10:00 - 10:59	4
11:00 - 11:59	3
12:00 - 12:59	1
13:00 - 13:59	3
14:00 - 14:59	1
15:00 - 15:59	2
16:00 - 16:59	3
17:00 - 17:59	2
19:00 - 19:59	2
20:00 - 20:59	2
21:00 - 21:59	2
23:00 - 23:59	1

Only REVIEWED incidents included



Bryan Fire Department

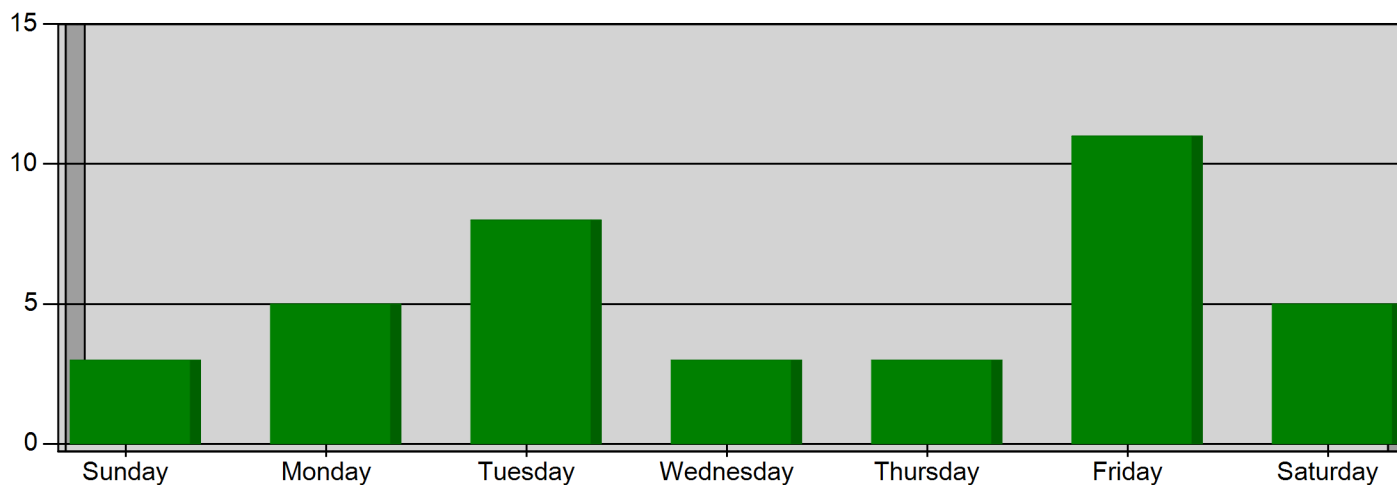
Bryan, OH

This report was generated on 5/14/2021 9:27:19 AM



Incidents by Day of the Week for Date Range

Start Incident Type: 100 | End Incident Type: 911 | Start Date: 04/01/2021 | End Date: 04/30/2021



DAY OF THE WEEK	# INCIDENTS
Sunday	3
Monday	5
Tuesday	8
Wednesday	3
Thursday	3
Friday	11
Saturday	5

TOTAL

38

Only Reviewed incidents included.



emergencyreporting.com

Doc Id: 1284

Page # 1 of 1

Bryan Fire Department

Bryan, OH

This report was generated on 5/14/2021 9:30:20 AM



Count of Occupancies Inspected per Category Type and Subcategory per Inspection Type for Date Range

Start Date: 04/01/2021 | End Date: 04/30/2021

OCCUPANCY CATEGORY - SUBCATEGORY	COUNT
Assembly Group A	
A2 Food and Drink	
Annual	1
A3 Worship and Recreation	
Annual	1
Total Number of Inspections per Category:	2
Business Group B	
Clinic-outpatient	
Annual	1
Total Number of Inspections per Category:	1
Residential 1,2,3 Family Dwelling	
Residential 1,2 and 3 Family Dwelling	
Foster Care/Adoption	1
Total Number of Inspections per Category:	1
Storage Group S	
S1 Moderate-hazard (Car Garages)	
Final Building Acceptance	1
Fire Protection \ Alarm System Test	1
Total Number of Inspections per Category:	2

Custom Report build. Inspections must be Completed to be counted.



emergencyreporting.com

Doc Id: 1752

Page # 1 of 1

Bryan Fire Department

Bryan, OH

This report was generated on 5/14/2021 9:40:34 AM



Count of Classes and People by Class Category with Class Hours and Man Hours for Date Range Passed/Failed: Both Passed and Failed | Start Date: 04/01/2021 | End Date: 04/30/2021

	CLASS COUNT	TOTAL CLASS HOURS	COUNT OF PEOPLE	TOTAL MAN HOURS
Academy	4	26:00	19	135:00
Administration Training	1	1:00	2	2:00
Community Service Training	1	19:00	1	19:00
Firefighter Training	8	20:00	44	93:15
Probationary Training	1	1:00	2	2:00
Special Operations Training	1	2:00	1	2:00
GRAND TOTALS:	16	69:00	69	253:15

This report lists the actual count of Reviewed classes and the class hours, and the number of people who attended those classes and the total Man Hours for each Class Category. This report pulls training hours from the Training Code Hours field on the Info Page.