



ACTIVITY REPORT

FOR MAY 2021

FIRE CHIEF BRUCE R. SIDERS

A Letter from the Chief

The summer season has finally arrived! Time to get the grill out and crank up the BBQ season. The National Fire Protection Association has a safety tip sheet for us about grilling. You can get it by clicking this link; https://www.nfpa.org/-/media/Files/Public-Education/Resources/Safety-tip-sheets/Grilling_safety_Tips.ashx

School is out and our children will be out on their bicycles. Pools are open and many of the summer activities are beginning. Please watch out for them as we travel about the city.

With the summer months comes severe storms. Although we have not had any bad storms, we need to prepare our families and ourselves when they do strike. The National Weather Service has some great tips at their website. Check them out at [Weather Safety](#). It is also a good idea to go over your severe weather plan with our families.

Please remember that open burning for waste disposal is illegal. Please be sure to follow the regulations for outside fires. For more information, you can visit our website at <https://www.cityofbryan.com/wp-content/uploads/2020/05/Open-Burning.pdf>, or you can call us at 419-633-6080.

Cooking, heating, electrical, smoking and candles are still the leading causes of home fires. Please be careful when using all of these. Check your smoke detectors regularly to ensure they are working. If they are ten years old or older, it is time to replace them. If you do not know how old your smoke detector is, then the best advice is to go ahead and get a new one. Also, take the time to plan and practice your fire escape plan with your family.

Please continue good fire safety and have a great Summer.

Sincerely,

A handwritten signature in black ink that reads "Bruce R. Siders". The signature is written in a cursive style with a large initial "B" and "S".

Fire Chief Bruce R. Siders

Bryan Fire Department

Bryan, OH

This report was generated on 6/17/2021 7:35:11 AM



Incident Statistics

Zone(s): All Zones | Start Date: 05/01/2021 | End Date: 05/31/2021

| INCIDENT COUNT | | | |
|--|---------------------------|-------------------------------|-----------------------------|
| INCIDENT TYPE | | # INCIDENTS | |
| EMS | | 23 | |
| FIRE | | 32 | |
| TOTAL | | 55 | |
| TOTAL TRANSPORTS (N2 and N3) | | | |
| APPARATUS | # of APPARATUS TRANSPORTS | # of PATIENT TRANSPORTS | TOTAL # of PATIENT CONTACTS |
| TOTAL | | | |
| PRE-INCIDENT VALUE | | LOSSES | |
| \$12,190,600.00 | | \$1,000,000.00 | |
| CO CHECKS | | | |
| 424 - Carbon monoxide incident | | 1 | |
| TOTAL | | 1 | |
| MUTUAL AID | | | |
| Aid Type | | Total | |
| Aid Given | | 1 | |
| OVERLAPPING CALLS | | | |
| # OVERLAPPING | | % OVERLAPPING | |
| 2 | | 3.64 | |
| LIGHTS AND SIREN - AVERAGE RESPONSE TIME (Dispatch to Arrival) | | | |
| Station | EMS | FIRE | |
| Bryan Fire Department | 0:06:51 | 0:09:51 | |
| AVERAGE FOR ALL CALLS | | 0:07:08 | |
| LIGHTS AND SIREN - AVERAGE TURNOUT TIME (Dispatch to Enroute) | | | |
| Station | EMS | FIRE | |
| Bryan Fire Department | 0:02:09 | 0:05:53 | |
| AVERAGE FOR ALL CALLS | | 0:03:31 | |
| AGENCY | | AVERAGE TIME ON SCENE (MM:SS) | |
| Bryan Fire Department | | 22:46 | |

Only Reviewed Incidents included. EMS for Incident counts includes only 300 to 399 Incident Types. All other incident types are counted as FIRE. CO Checks only includes Incident Types: 424, 736 and 734. # Apparatus Transports = # of incidents where apparatus transported. # Patient Transports = All patients transported by EMS. # Patient Contacts = # of PCR contacted by apparatus. This report now returns both NEMSIS 2 & 3 data as appropriate. For overlapping calls that span over multiple days, total per month will not equal Total count for year.

Bryan Fire Department

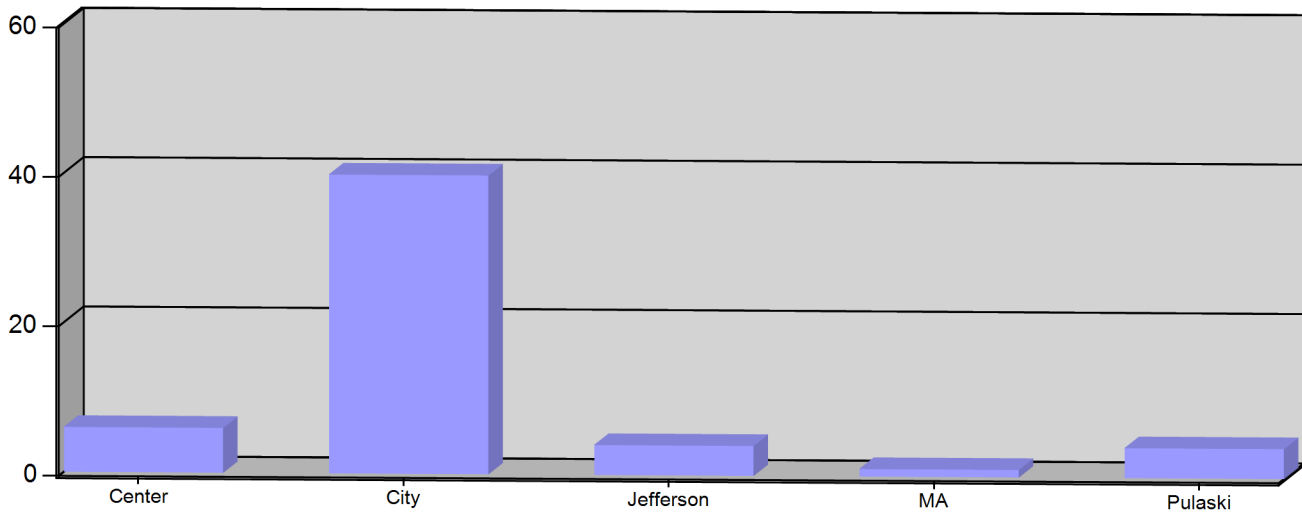
Bryan, OH

This report was generated on 6/17/2021 7:31:56 AM



Incident Count per Zone for Date Range

Start Date: 05/01/2021 | End Date: 05/31/2021



| ZONE | # INCIDENTS |
|---------------------------|-------------|
| Center - Center Twp | 6 |
| City - Bryan | 40 |
| Jefferson - Jefferson Twp | 4 |
| MA - Mutual Aid | 1 |
| Pulaski - Pulaski Twp | 4 |

TOTAL: 55

Zone information is defined on the Basic Info 3 screen of an incident. Only REVIEWED incidents included. Archived Zones cannot be unarchived.



emergencyreporting.com

Doc Id: 270

Page # 1 of 1

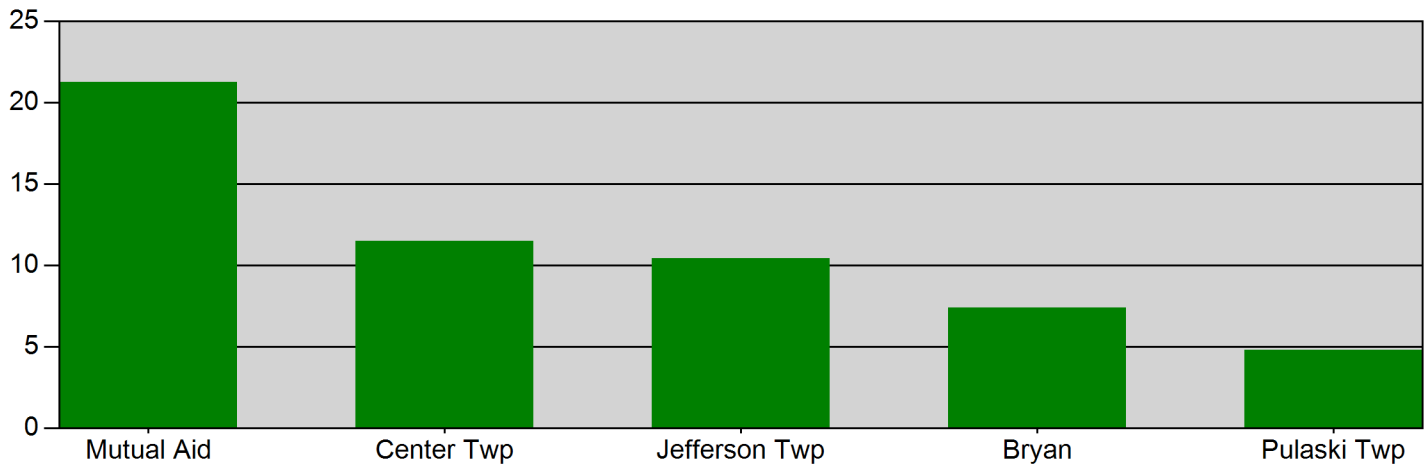
Bryan Fire Department

Bryan, OH

This report was generated on 6/17/2021 7:37:41 AM



Response Mode: Lights and Sirens | Start Date: 05/01/2021 | End Date: 05/31/2021



| Zone | AVERAGE RESPONSE TIME (in minutes) |
|---------------|------------------------------------|
| Mutual Aid | 21.26 |
| Center Twp | 11.51 |
| Jefferson Twp | 10.44 |
| Bryan | 7.39 |
| Pulaski Twp | 4.82 |

Only REVIEWED incidents included. Response Time is Dispatched to Arrived. Includes all apparatus with arrival times. Excludes "Cancelled" apparatus.



Bryan Fire Department

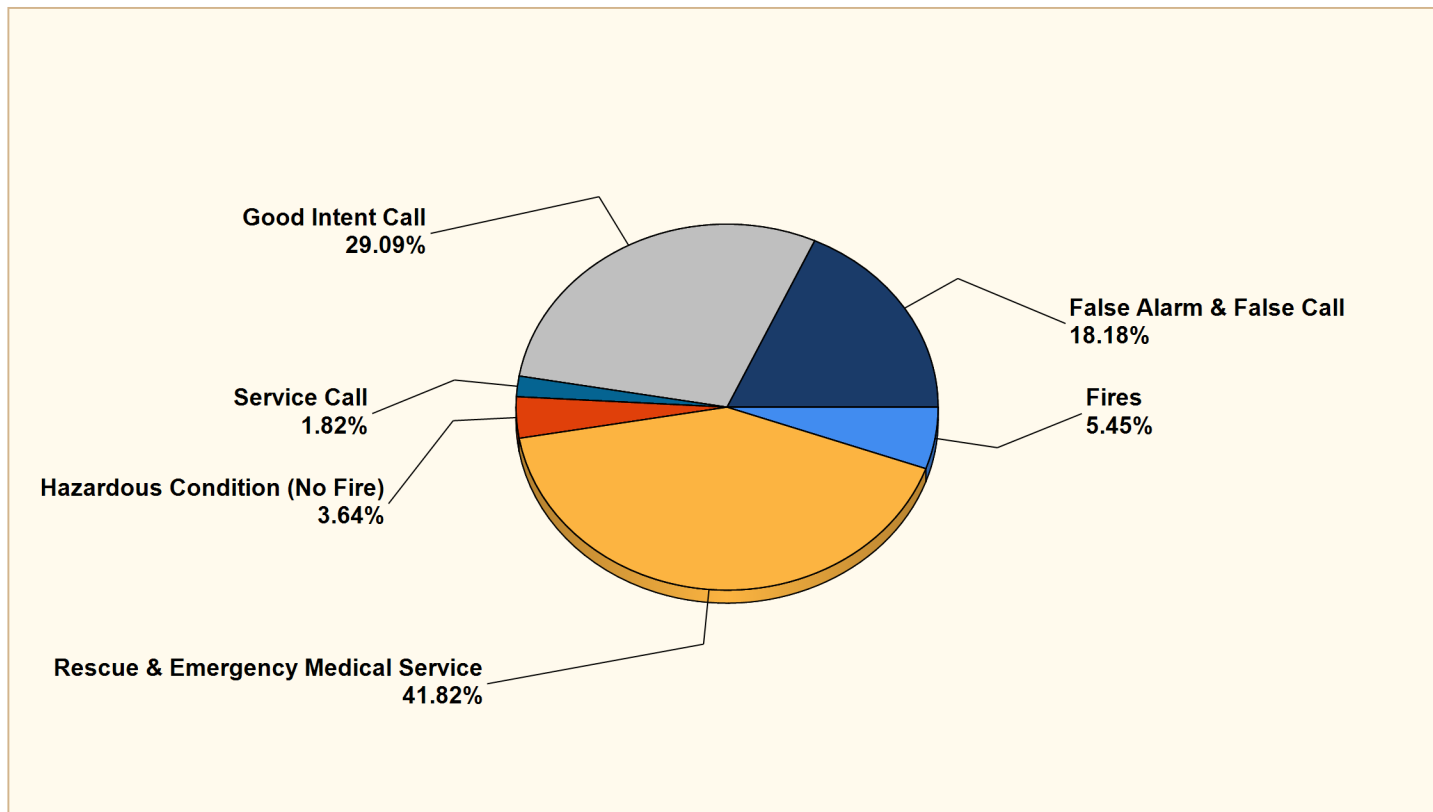
Bryan, OH

This report was generated on 6/17/2021 7:32:52 AM



Breakdown by Major Incident Types for Date Range

Zone(s): All Zones | Start Date: 05/01/2021 | End Date: 05/31/2021



| MAJOR INCIDENT TYPE | # INCIDENTS | % of TOTAL |
|------------------------------------|-------------|-------------|
| Fires | 3 | 5.45% |
| Rescue & Emergency Medical Service | 23 | 41.82% |
| Hazardous Condition (No Fire) | 2 | 3.64% |
| Service Call | 1 | 1.82% |
| Good Intent Call | 16 | 29.09% |
| False Alarm & False Call | 10 | 18.18% |
| TOTAL | 55 | 100% |

Only REVIEWED and/or LOCKED IMPORTED incidents are included. Summary results for a major incident type are not displayed if the count is zero.



Detailed Breakdown by Incident Type

| INCIDENT TYPE | # INCIDENTS | % of TOTAL |
|--|-------------|-------------|
| 111 - Building fire | 2 | 3.64% |
| 131 - Passenger vehicle fire | 1 | 1.82% |
| 311 - Medical assist, assist EMS crew | 11 | 20% |
| 321 - EMS call, excluding vehicle accident with injury | 3 | 5.45% |
| 322 - Motor vehicle accident with injuries | 5 | 9.09% |
| 324 - Motor vehicle accident with no injuries. | 2 | 3.64% |
| 352 - Extrication of victim(s) from vehicle | 1 | 1.82% |
| 353 - Removal of victim(s) from stalled elevator | 1 | 1.82% |
| 424 - Carbon monoxide incident | 1 | 1.82% |
| 444 - Power line down | 1 | 1.82% |
| 561 - Unauthorized burning | 1 | 1.82% |
| 600 - Good intent call, other | 2 | 3.64% |
| 611 - Dispatched & cancelled en route | 7 | 12.73% |
| 622 - No incident found on arrival at dispatch address | 2 | 3.64% |
| 631 - Authorized controlled burning | 1 | 1.82% |
| 651 - Smoke scare, odor of smoke | 3 | 5.45% |
| 671 - HazMat release investigation w/no HazMat | 1 | 1.82% |
| 730 - System malfunction, other | 1 | 1.82% |
| 733 - Smoke detector activation due to malfunction | 1 | 1.82% |
| 741 - Sprinkler activation, no fire - unintentional | 1 | 1.82% |
| 743 - Smoke detector activation, no fire - unintentional | 2 | 3.64% |
| 744 - Detector activation, no fire - unintentional | 2 | 3.64% |
| 745 - Alarm system activation, no fire - unintentional | 3 | 5.45% |
| TOTAL INCIDENTS: | 55 | 100% |

Only REVIEWED and/or LOCKED IMPORTED incidents are included. Summary results for a major incident type are not displayed if the count is zero.



Bryan Fire Department

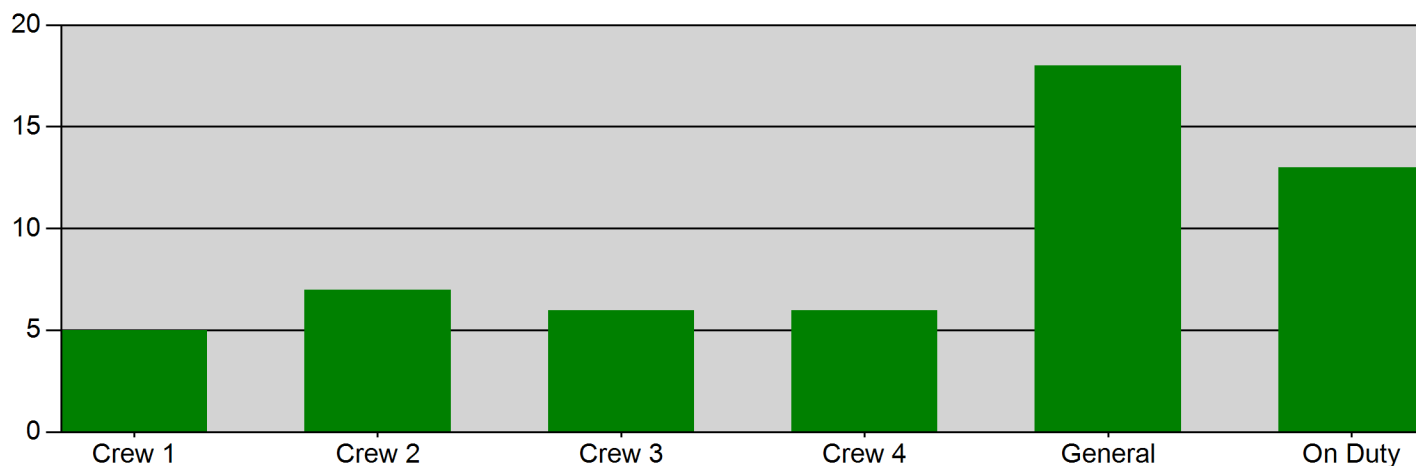
Bryan, OH

This report was generated on 6/17/2021 7:28:29 AM



Incidents by Shift for Date Range

Start Date: 05/01/2021 | End Date: 05/31/2021



| SHIFT | # INCIDENTS |
|---------|-------------|
| Crew 1 | 5 |
| Crew 2 | 7 |
| Crew 3 | 6 |
| Crew 4 | 6 |
| General | 18 |
| On Duty | 13 |

TOTAL: 55

Incidents with multiple EXPOSURES, with distinct stations, may create a slight difference between the report total and total number of actual incidents for the DATE RANGE provided. The totals reflect the # INCIDENTS each STATION was assigned. Only REVIEWED incidents included.



Bryan Fire Department

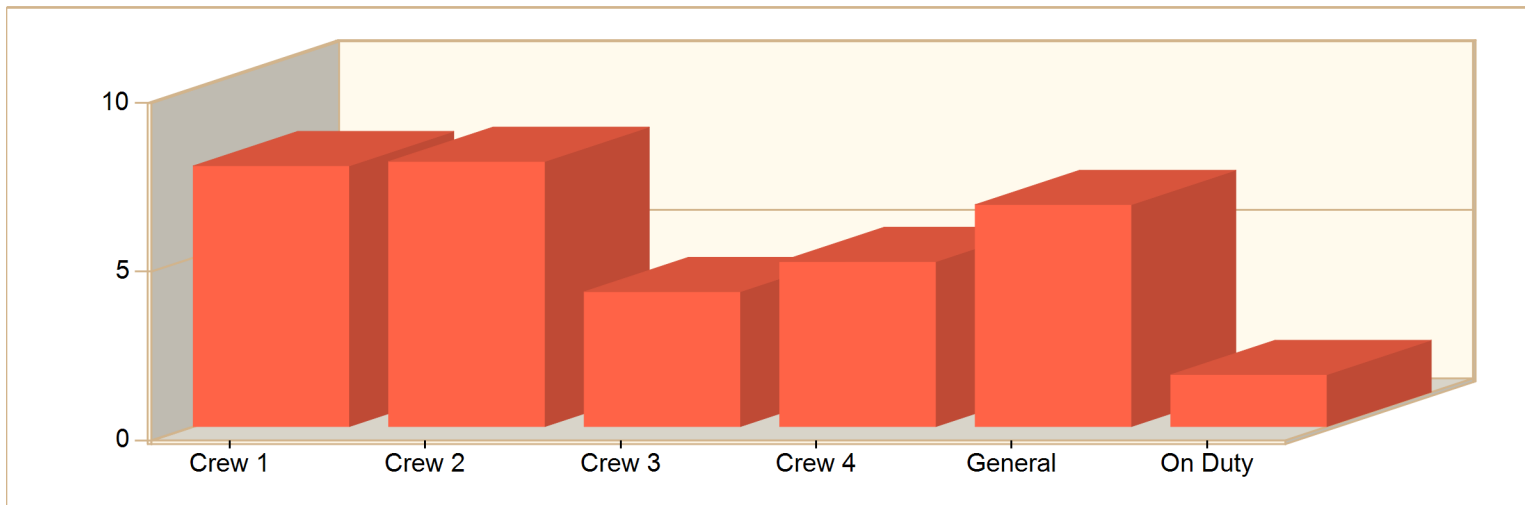
Bryan, OH

This report was generated on 6/17/2021 7:38:42 AM



Average Turnout Time per Shift for Date Range

Start Date: 05/01/2021 | End Date: 05/31/2021



| SHIFT | AVERAGE TURNOUT TIME as MM:SS (Dispatch to Enroute) |
|---------|---|
| Crew 1 | 7:44 |
| Crew 2 | 7:52 |
| Crew 3 | 4:00 |
| Crew 4 | 4:54 |
| General | 6:35 |
| On Duty | 1:33 |

Committed time (minutes) is the difference between the DISPATCH and ENROUTE time of Basic Info 4. Only REVIEWED incidents included.



Bryan Fire Department

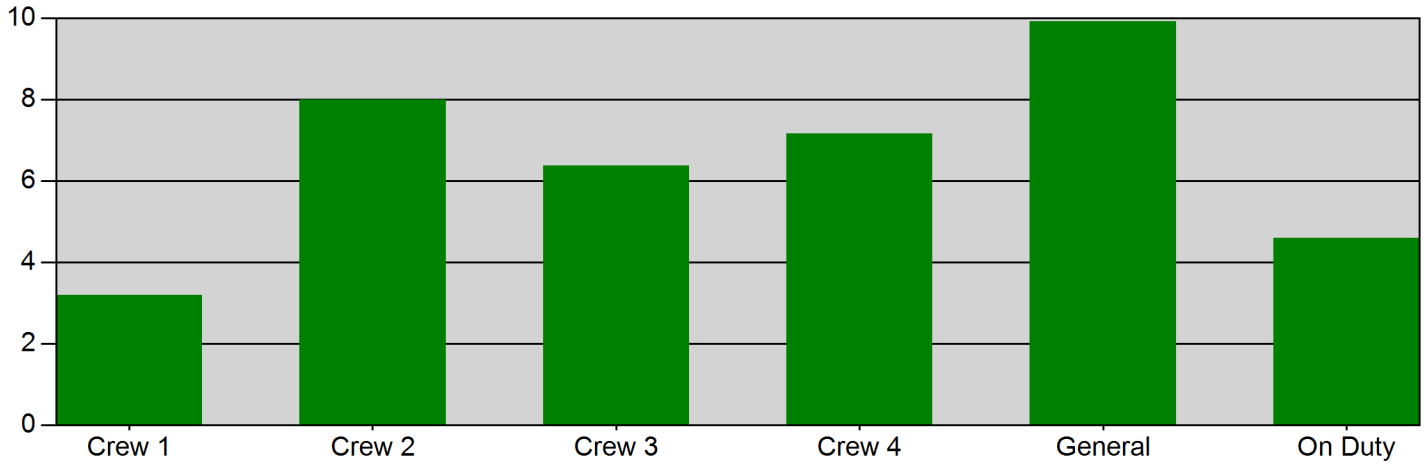
Bryan, OH

This report was generated on 6/17/2021 7:36:49 AM



Average Response Time per Shift for Response Mode for Date Range

Response Mode to Scene: Lights and Sirens | Start Date: 05/01/2021 | End Date: 05/31/2021



| SHIFT | AVERAGE RESPONSE TIME in minutes (Dispatch to Arrived) |
|---------|---|
| Crew 1 | 3.19 |
| Crew 2 | 8.00 |
| Crew 3 | 6.38 |
| Crew 4 | 7.16 |
| General | 9.92 |
| On Duty | 4.60 |

Average Response Time calculated from DISPATCH and ARRIVED times. Only REVIEWED Incidents are included.



emergencyreporting.com

Doc Id: 52

Page # 1 of 1

Bryan Fire Department

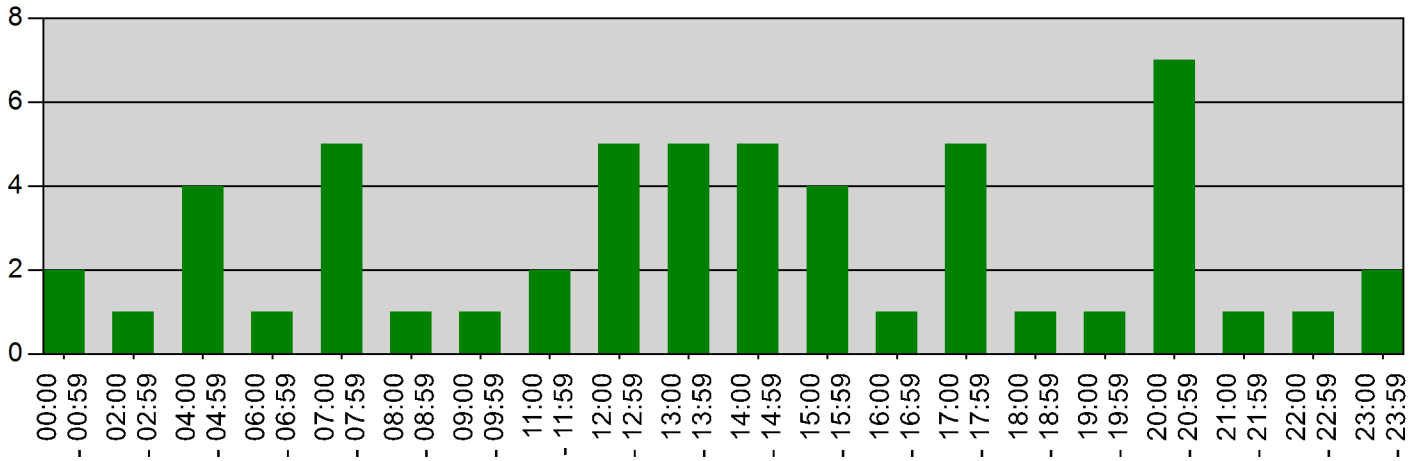
Bryan, OH

This report was generated on 6/17/2021 7:29:26 AM



Incidents by Hour for Date Range

Start Date: 05/01/2021 | End Date: 05/31/2021



| HOUR | # of CALLS |
|---------------|------------|
| 00:00 - 00:59 | 2 |
| 02:00 - 02:59 | 1 |
| 04:00 - 04:59 | 4 |
| 06:00 - 06:59 | 1 |
| 07:00 - 07:59 | 5 |
| 08:00 - 08:59 | 1 |
| 09:00 - 09:59 | 1 |
| 11:00 - 11:59 | 2 |
| 12:00 - 12:59 | 5 |
| 13:00 - 13:59 | 5 |
| 14:00 - 14:59 | 5 |
| 15:00 - 15:59 | 4 |
| 16:00 - 16:59 | 1 |
| 17:00 - 17:59 | 5 |
| 18:00 - 18:59 | 1 |
| 19:00 - 19:59 | 1 |
| 20:00 - 20:59 | 7 |
| 21:00 - 21:59 | 1 |
| 22:00 - 22:59 | 1 |
| 23:00 - 23:59 | 2 |

Only REVIEWED incidents included



Bryan Fire Department

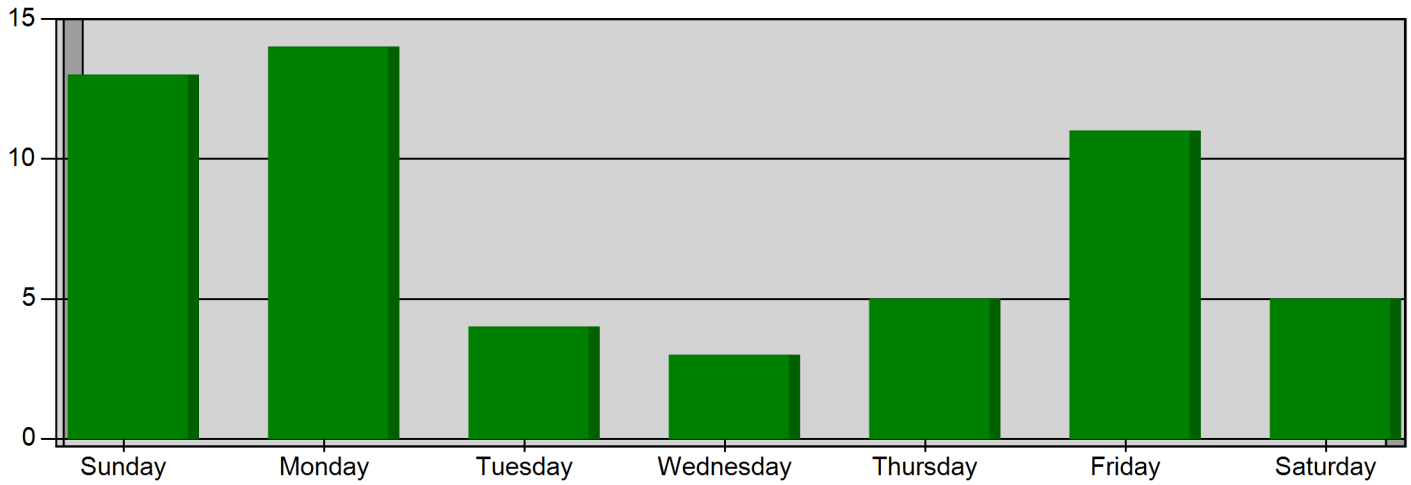
Bryan, OH

This report was generated on 6/17/2021 7:30:35 AM



Incidents by Day of the Week for Date Range

Start Incident Type: 100 | End Incident Type: 911 | Start Date: 05/01/2021 | End Date: 05/31/2021



| DAY OF THE WEEK | # INCIDENTS |
|-----------------|-------------|
| Sunday | 13 |
| Monday | 14 |
| Tuesday | 4 |
| Wednesday | 3 |
| Thursday | 5 |
| Friday | 11 |
| Saturday | 5 |

TOTAL

55

Only Reviewed incidents included.



emergencyreporting.com

Doc Id: 1284

Page # 1 of 1

Bryan Fire Department

Bryan, OH

This report was generated on 6/17/2021 7:34:31 AM



Count of Occupancies Inspected per Category Type and Subcategory per Inspection Type for Date Range

Start Date: 05/01/2021 | End Date: 05/31/2021

| OCCUPANCY CATEGORY - SUBCATEGORY | COUNT |
|---|----------|
| Assembly Group A | |
| A2 Food and Drink | |
| Fire Protection \ Alarm System Test | 1 |
| Total Number of Inspections per Category: | 1 |
| Business Group B | |
| Clinic-outpatient | |
| Annual | 1 |
| Office | |
| Annual | 1 |
| Professional Services | |
| Annual | 1 |
| Total Number of Inspections per Category: | 3 |
| Mercantile Group M | |
| Mercantile Group M | |
| Fire Protection \ Alarm System Test | 1 |
| Total Number of Inspections per Category: | 1 |
| Residential Group R | |
| R3 Residential Houses (Daycare with less than 5 Children) | |
| Annual | 1 |
| Total Number of Inspections per Category: | 1 |

Custom Report build. Inspections must be Completed to be counted.



emergencyreporting.com

Doc Id: 1752

Page # 1 of 1

Bryan Fire Department

Bryan, OH

This report was generated on 6/17/2021 7:36:14 AM



Non-Personnel Attendance per Event Type for Date Range

Event Categories: All Event Categories | Event Type(s): All Event Types | Start Date: 05/01/2021 | End Date: 05/31/2021

| EVENT TYPE | DATE | EVENT NAME | CATEGORY | ATTENDING NON-PERSONNEL | TOTAL |
|----------------------|------------|----------------------------|------------------------------|--|-----------|
| Special Event | | | | | |
| | 05/05/2021 | Bryan Preschool Truck Talk | Public Relations / Education | | |
| | | | | Children | 70 |
| | | | | Adult | 8 |
| | | | | Total Non-Personnel for Bryan Preschool Truck Talk: | 78 |
| | | | | Grand Non-Personnel Total: | 78 |

Only LOCKED Events Included. If an event does not have any Non-Personnel in attendance, then it will not be included on this report.



emergencyreporting.com

Doc Id: 1774

Page # 1 of 1

Bryan Fire Department

Bryan, OH

This report was generated on 6/17/2021 7:38:18 AM



Count of Classes and People by Class Category with Class Hours and Man Hours for Date Range Passed/Failed: Both Passed and Failed | Start Date: 05/01/2021 | End Date: 05/31/2021

| | CLASS COUNT | TOTAL CLASS HOURS | COUNT OF PEOPLE | TOTAL MAN HOURS |
|-----------------------------|-------------|-------------------|-----------------|-----------------|
| Academy | 1 | 1:00 | 8 | 8:00 |
| Fire Officer Training | 4 | 32:00 | 12 | 96:00 |
| Firefighter Training | 7 | 13:00 | 40 | 74:15 |
| Instructor | 2 | 6:45 | 2 | 6:45 |
| Probationary Training | 1 | 1:00 | 2 | 2:00 |
| Special Operations Training | 5 | 30:00 | 20 | 120:00 |
| GRAND TOTALS: | 20 | 83:45 | 84 | 307:00 |

This report lists the actual count of Reviewed classes and the class hours, and the number of people who attended those classes and the total Man Hours for each Class Category. This report pulls training hours from the Training Code Hours field on the Info Page.