



ACTIVITY REPORT

FOR JULY 2021

FIRE CHIEF BRUCE R. SIDERS

A Letter from the Chief

Happy Birthday America! As we celebrated our nation's 245th birthday, your Bryan firefighters were very busy. During July, we all like to get together with family and friends and get the grill out and crank up the BBQ. Unfortunately there are many grill incidents this time of year, and many home fires are caused by them. The National Fire Protection Association has a safety tip sheet for us about grilling. You can get it by clicking this link; https://www.nfpa.org/-/media/Files/Public-Education/Resources/Safety-tip-sheets/Grilling_safety_Tips.ashx

With the summer months comes severe storms. Although we have not had any bad storms, we need to prepare our families and ourselves when they do strike. The National Weather Service has some great tips at their website. Check them out at [Weather Safety](#). It is also a good idea to go over your severe weather plan with our families.

Please remember that open burning for waste disposal is illegal. Please be sure to follow the regulations for outside fires. For more information, you can visit our website at <https://www.cityofbryan.com/wp-content/uploads/2020/05/Open-Burning.pdf>, or you can call us at 419-633-6080.

Cooking, heating, electrical, smoking and candles are still the leading causes of home fires. Please be careful when using all of these. Check your smoke detectors regularly to ensure they are working. If they are ten years old or older, it is time to replace them. If you do not know how old your smoke detector is, then the best advice is to go ahead and get a new one. Also, take the time to plan and practice your fire escape plan with your family.

Next month many of our schools will be starting. Please watch out for school buses and children crossing the street.

Please continue good fire safety and have a great Summer.

Sincerely,

A handwritten signature in black ink, appearing to read "Bruce R. Siders". The signature is stylized with a large "B" and "S".

Fire Chief Bruce R. Siders

Bryan Fire Department

Bryan, OH

This report was generated on 8/5/2021 9:56:23 AM



Incident Statistics

Zone(s): All Zones | Start Date: 07/01/2021 | End Date: 07/31/2021

INCIDENT COUNT			
INCIDENT TYPE		# INCIDENTS	
EMS		14	
FIRE		30	
TOTAL		44	
TOTAL TRANSPORTS (N2 and N3)			
APPARATUS	# of APPARATUS TRANSPORTS	# of PATIENT TRANSPORTS	TOTAL # of PATIENT CONTACTS
TOTAL			
PRE-INCIDENT VALUE		LOSSES	
\$192,250.00		\$515.00	
CO CHECKS			
424 - Carbon monoxide incident		1	
746 - Carbon monoxide detector activation, no CO		1	
TOTAL		2	
MUTUAL AID			
Aid Type		Total	
Aid Given		1	
OVERLAPPING CALLS			
# OVERLAPPING		% OVERLAPPING	
0		0	
LIGHTS AND SIREN - AVERAGE RESPONSE TIME (Dispatch to Arrival)			
Station	EMS	FIRE	
Bryan Fire Department	0:05:49	0:07:41	
AVERAGE FOR ALL CALLS		0:06:53	
LIGHTS AND SIREN - AVERAGE TURNOUT TIME (Dispatch to Enroute)			
Station	EMS	FIRE	
Bryan Fire Department	0:02:26	0:03:51	
AVERAGE FOR ALL CALLS		0:03:25	
AGENCY		AVERAGE TIME ON SCENE (MM:SS)	
Bryan Fire Department		27:20	

Only Reviewed Incidents included. EMS for Incident counts includes only 300 to 399 Incident Types. All other incident types are counted as FIRE. CO Checks only includes Incident Types: 424, 736 and 734. # Apparatus Transports = # of incidents where apparatus transported. # Patient Transports = All patients transported by EMS. # Patient Contacts = # of PCR contacted by apparatus. This report now returns both NEMSIS 2 & 3 data as appropriate. For overlapping calls that span over multiple days, total per month will not equal Total count for year.

Bryan Fire Department

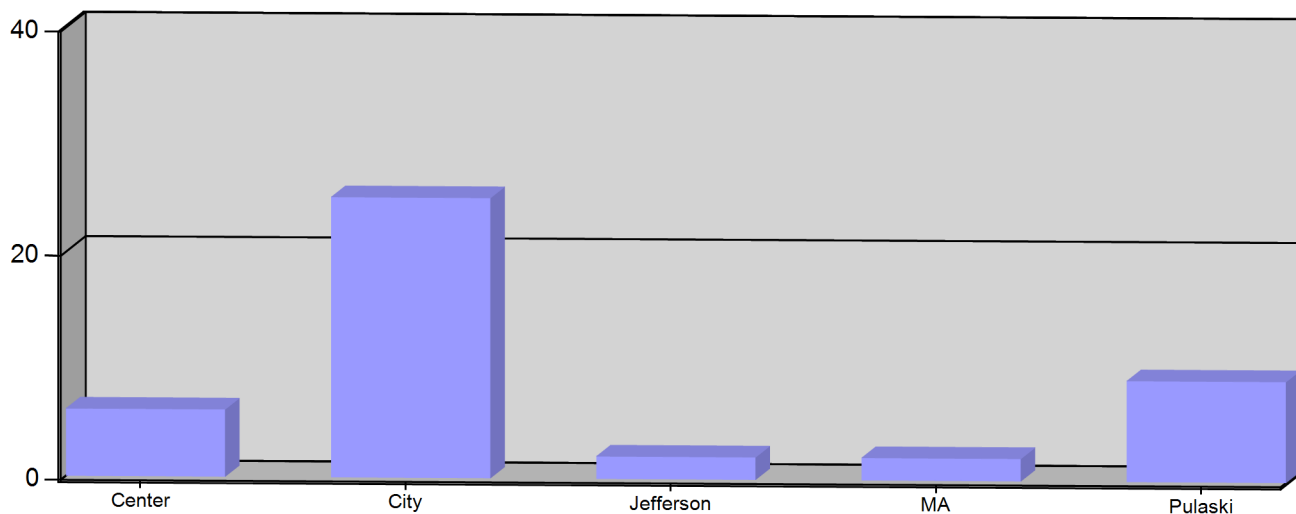
Bryan, OH

This report was generated on 8/5/2021 9:54:43 AM



Incident Count per Zone for Date Range

Start Date: 07/01/2021 | End Date: 07/31/2021



ZONE	# INCIDENTS
Center - Center Twp	6
City - Bryan	25
Jefferson - Jefferson Twp	2
MA - Mutual Aid	2
Pulaski - Pulaski Twp	9
TOTAL:	44

Zone information is defined on the Basic Info 3 screen of an incident. Only REVIEWED incidents included. Archived Zones cannot be unarchived.



emergencyreporting.com

Doc Id: 270

Page # 1 of 1

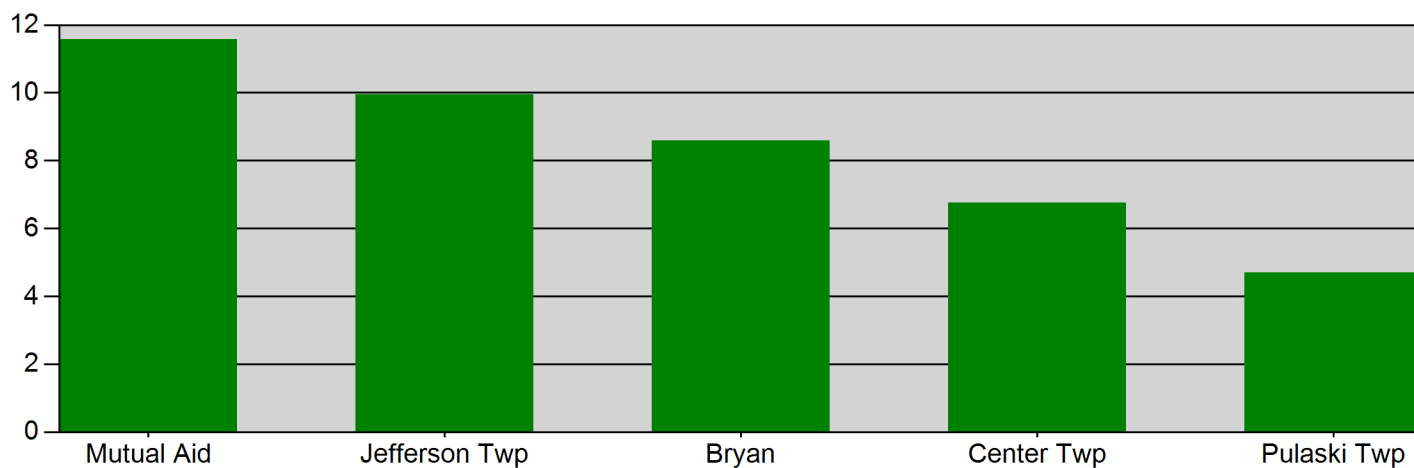
Bryan Fire Department

Bryan, OH

This report was generated on 8/5/2021 9:58:25 AM



Response Mode: Lights and Sirens | Start Date: 07/01/2020 | End Date: 07/31/2020



Zone	AVERAGE RESPONSE TIME (in minutes)
Mutual Aid	11.58
Jefferson Twp	9.96
Bryan	8.60
Center Twp	6.77
Pulaski Twp	4.70

Only REVIEWED incidents included. Response Time is Dispatched to Arrived. Includes all apparatus with arrival times. Excludes "Cancelled" apparatus.



emergencyreporting.com
Doc Id: 342
Page # 1 of 1

Bryan Fire Department

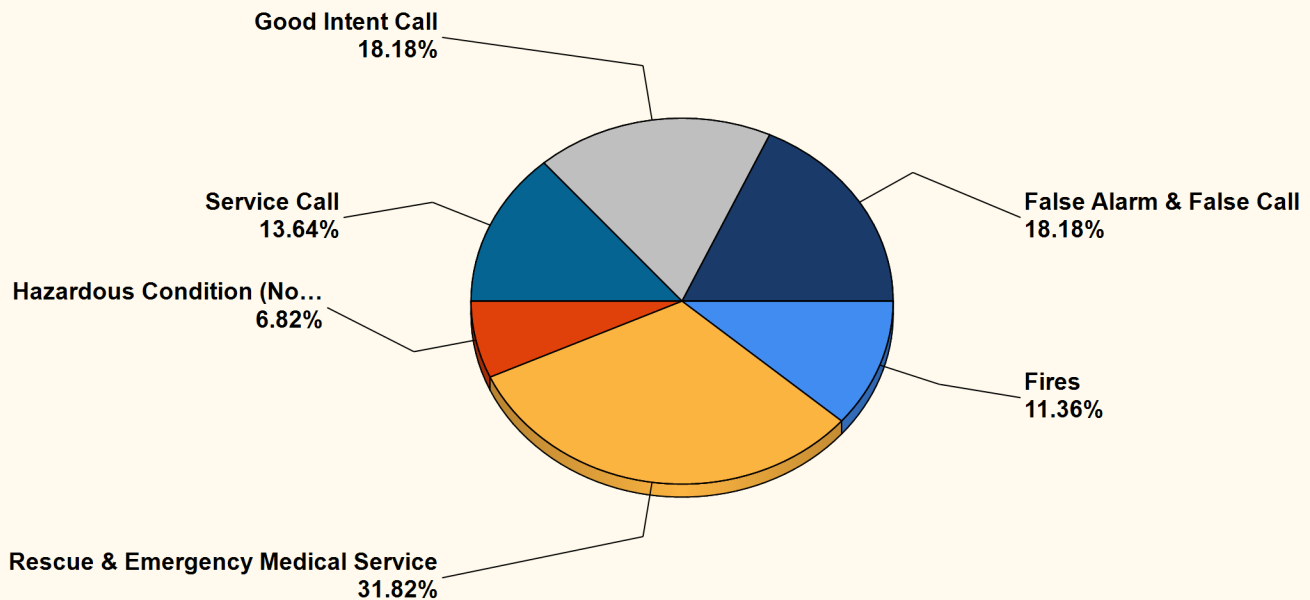
Bryan, OH

This report was generated on 8/5/2021 9:55:17 AM



Breakdown by Major Incident Types for Date Range

Zone(s): All Zones | Start Date: 07/01/2021 | End Date: 07/31/2021



MAJOR INCIDENT TYPE	# INCIDENTS	% of TOTAL
Fires	5	11.36%
Rescue & Emergency Medical Service	14	31.82%
Hazardous Condition (No Fire)	3	6.82%
Service Call	6	13.64%
Good Intent Call	8	18.18%
False Alarm & False Call	8	18.18%
TOTAL	44	100%

Only REVIEWED and/or LOCKED IMPORTED incidents are included. Summary results for a major incident type are not displayed if the count is zero.



emergencyreporting.com
Doc Id: 553
Page # 1 of 2

Detailed Breakdown by Incident Type

INCIDENT TYPE	# INCIDENTS	% of TOTAL
111 - Building fire	2	4.55%
130 - Mobile property (vehicle) fire, other	1	2.27%
131 - Passenger vehicle fire	1	2.27%
143 - Grass fire	1	2.27%
311 - Medical assist, assist EMS crew	2	4.55%
321 - EMS call, excluding vehicle accident with injury	4	9.09%
322 - Motor vehicle accident with injuries	7	15.91%
324 - Motor vehicle accident with no injuries.	1	2.27%
424 - Carbon monoxide incident	1	2.27%
445 - Arcing, shorted electrical equipment	1	2.27%
462 - Aircraft standby	1	2.27%
554 - Assist invalid	1	2.27%
561 - Unauthorized burning	5	11.36%
611 - Dispatched & cancelled en route	5	11.36%
651 - Smoke scare, odor of smoke	1	2.27%
653 - Smoke from barbecue, tar kettle	1	2.27%
671 - HazMat release investigation w/no HazMat	1	2.27%
733 - Smoke detector activation due to malfunction	2	4.55%
735 - Alarm system sounded due to malfunction	1	2.27%
741 - Sprinkler activation, no fire - unintentional	1	2.27%
743 - Smoke detector activation, no fire - unintentional	1	2.27%
745 - Alarm system activation, no fire - unintentional	2	4.55%
746 - Carbon monoxide detector activation, no CO	1	2.27%
TOTAL INCIDENTS:	44	100%

Only REVIEWED and/or LOCKED IMPORTED incidents are included. Summary results for a major incident type are not displayed if the count is zero.



Bryan Fire Department

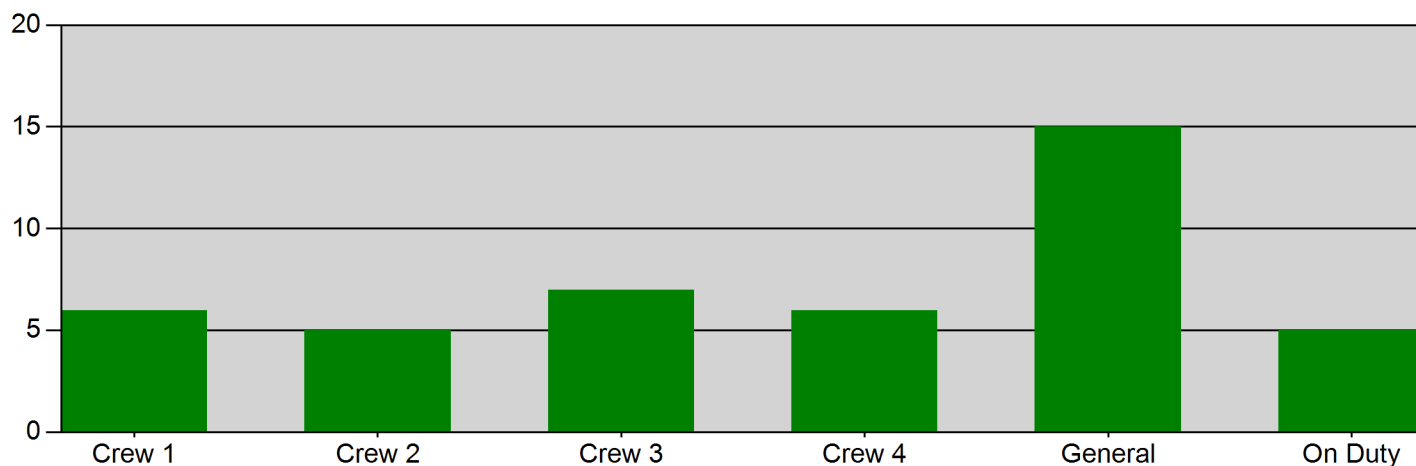
Bryan, OH

This report was generated on 8/5/2021 9:48:29 AM



Incidents by Shift for Date Range

Start Date: 07/01/2021 | End Date: 07/31/2021



SHIFT	# INCIDENTS
Crew 1	6
Crew 2	5
Crew 3	7
Crew 4	6
General	15
On Duty	5

TOTAL: 44

Incidents with multiple EXPOSURES, with distinct stations, may create a slight difference between the report total and total number of actual incidents for the DATE RANGE provided. The totals reflect the # INCIDENTS each STATION was assigned. Only REVIEWED incidents included.



emergencyreporting.com
Doc Id: 27
Page # 1 of 1

Bryan Fire Department

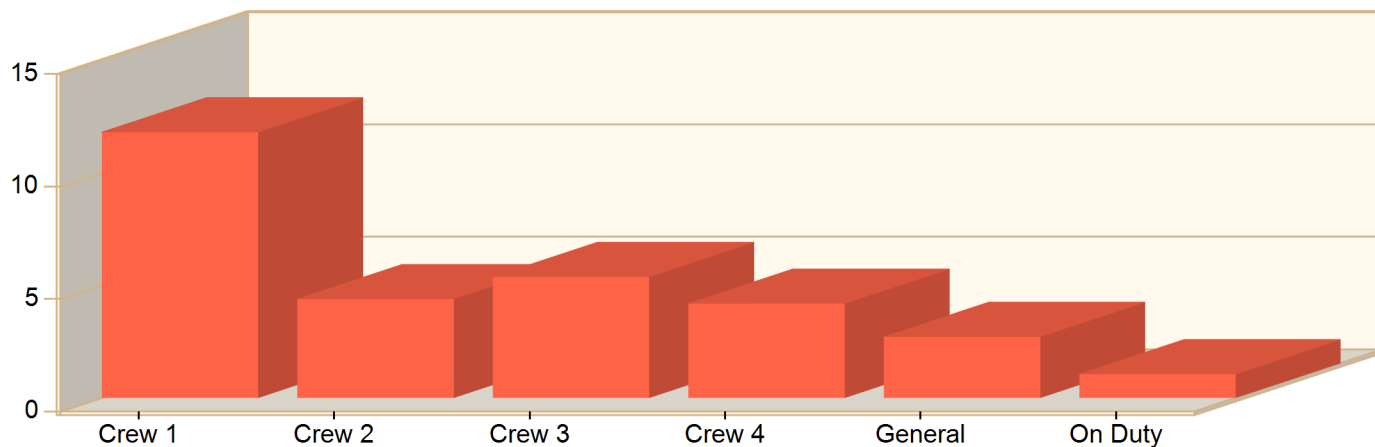
Bryan, OH

This report was generated on 8/5/2021 9:59:33 AM



Average Turnout Time per Shift for Date Range

Start Date: 07/01/2021 | End Date: 07/31/2021



SHIFT	AVERAGE TURNOUT TIME as MM:SS (Dispatch to Enroute)
Crew 1	11:48
Crew 2	4:23
Crew 3	5:23
Crew 4	4:12
General	2:42
On Duty	1:03

Committed time (minutes) is the difference between the DISPATCH and ENROUTE time of Basic Info 4. Only REVIEWED incidents included.



emergencyreporting.com
Doc Id: 654
Page # 1 of 1

Bryan Fire Department

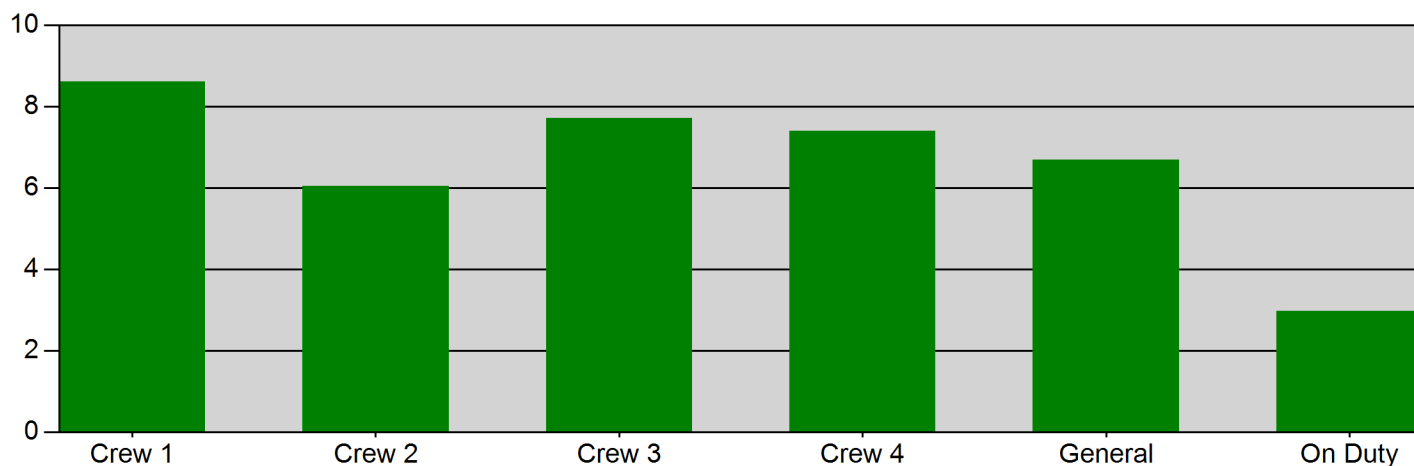
Bryan, OH

This report was generated on 8/5/2021 9:57:32 AM



Average Response Time per Shift for Response Mode for Date Range

Response Mode to Scene: Lights and Sirens | Start Date: 07/01/2021 | End Date: 07/31/2021



SHIFT	AVERAGE RESPONSE TIME in minutes (Dispatch to Arrived)
Crew 1	8.61
Crew 2	6.04
Crew 3	7.71
Crew 4	7.40
General	6.69
On Duty	2.97

Average Response Time calculated from DISPATCH and ARRIVED times. Only REVIEWED Incidents are included.



emergencyreporting.com

Doc Id: 52

Page # 1 of 1

Bryan Fire Department

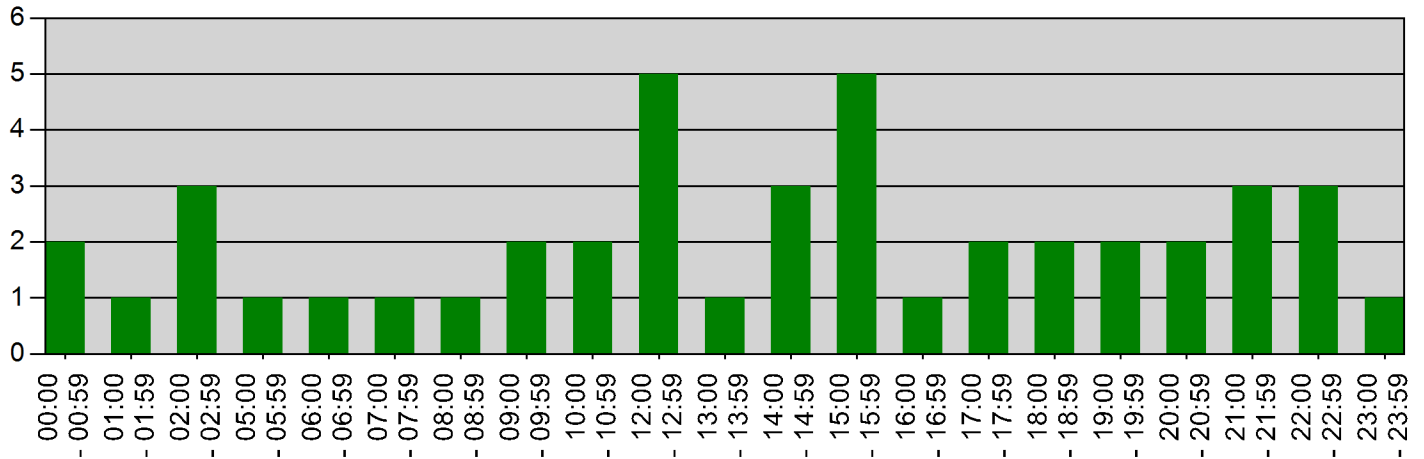
Bryan, OH

This report was generated on 8/5/2021 9:49:31 AM



Incidents by Hour for Date Range

Start Date: 07/01/2021 | End Date: 07/31/2021



Hour	# of Calls
00:00 - 00:59	2
01:00 - 01:59	1
02:00 - 02:59	3
03:00 - 03:59	0
04:00 - 04:59	0
05:00 - 05:59	1
06:00 - 06:59	1
07:00 - 07:59	1
08:00 - 08:59	1
09:00 - 09:59	2
10:00 - 10:59	2
11:00 - 11:59	0
12:00 - 12:59	5
13:00 - 13:59	1
14:00 - 14:59	3
15:00 - 15:59	5
16:00 - 16:59	1
17:00 - 17:59	2
18:00 - 18:59	2
19:00 - 19:59	2
20:00 - 20:59	2
21:00 - 21:59	3
22:00 - 22:59	3
23:00 - 23:59	1

Only REVIEWED incidents included



emergencyreporting.com
Doc Id: 19
Page # 1 of 1

Bryan Fire Department

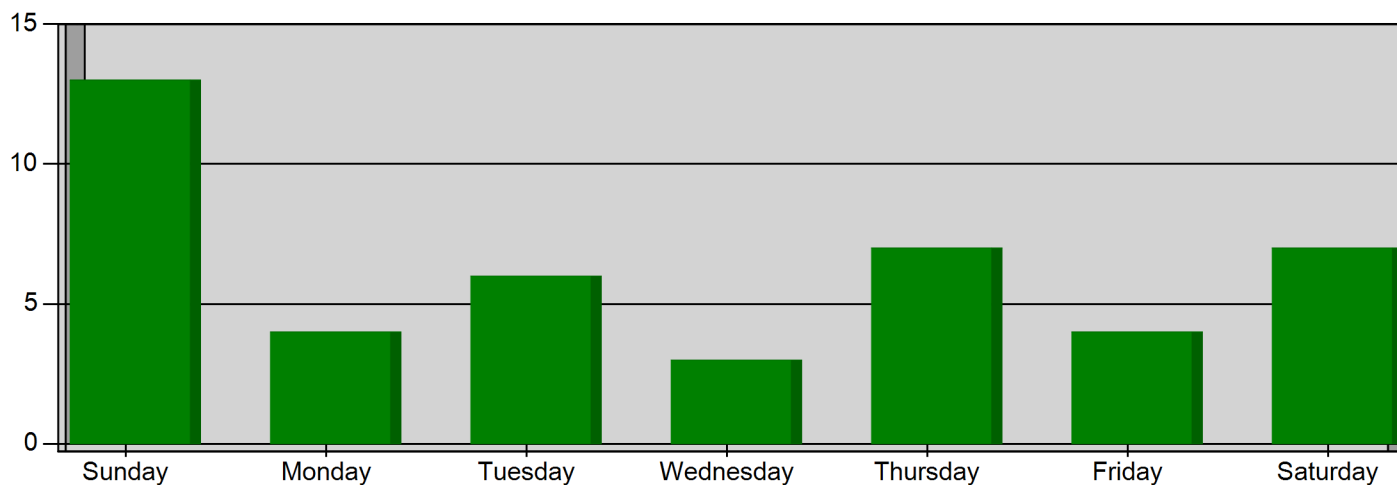
Bryan, OH

This report was generated on 8/5/2021 9:50:24 AM



Incidents by Day of the Week for Date Range

Start Incident Type: 100 | End Incident Type: 911 | Start Date: 07/01/2021 | End Date: 07/31/2021



DAY OF THE WEEK	# INCIDENTS
Sunday	13
Monday	4
Tuesday	6
Wednesday	3
Thursday	7
Friday	4
Saturday	7

TOTAL

44

Only Reviewed incidents included.



emergencyreporting.com

Doc Id: 1284

Page # 1 of 1

Bryan Fire Department

Bryan, OH

This report was generated on 8/5/2021 9:55:54 AM



Count of Occupancies Inspected per Category Type and Subcategory per Inspection Type for Date Range

Start Date: 07/01/2021 | End Date: 07/31/2021

OCCUPANCY CATEGORY - SUBCATEGORY		COUNT
Business Group B		
Business		
Annual		1
Total Number of Inspections per Category:		1
Mercantile Group M		
Mercantile Group M		
Annual		1
Total Number of Inspections per Category:		1
Utility Group U		
Miscellaneous		
Permit		2
Total Number of Inspections per Category:		2

Custom Report build. Inspections must be Completed to be counted.



emergencyreporting.com

Doc Id: 1752

Page # 1 of 1

Bryan Fire Department

Bryan, OH

This report was generated on 8/5/2021 9:57:01 AM



Non-Personnel Attendance per Event Type for Date Range

Event Categories: All Event Categories | Event Type(s): All Event Types | Start Date: 07/01/2021 | End Date: 07/31/2021

EVENT TYPE	DATE	EVENT NAME	CATEGORY	ATTENDING NON-PERSONNEL	TOTAL
Extinguisher Program					
	07/22/2021	Extinguisher Program - Job and Family Services	Public Relations / Education		
				Adult	23
Total Non-Personnel for Extinguisher Program - Job and Family Services:					23
Public Education					
	07/21/2021	New Hope truck talk	Public Relations / Education		
				Children	16
				Adult	10
Total Non-Personnel for New Hope truck talk:					26
	07/22/2021	Safety Town	Public Relations / Education		
				Children	14
				Adult	2
				Children	6
				Adult	2
Total Non-Personnel for Safety Town:					24
	07/29/2021	Safety Town	Public Relations / Education		
				Children	9
				Adult	2
Total Non-Personnel for Safety Town:					11
Grand Non-Personnel Total:					84

Only LOCKED Events Included. If an event does not have any Non-Personnel in attendance, then it will not be included on this report.



emergencyreporting.com
Doc Id: 1774
Page # 1 of 1

Bryan Fire Department

Bryan, OH

This report was generated on 8/5/2021 9:59:02 AM



Count of Classes and People by Class Category with Class Hours and Man Hours for Date Range
Passed/Failed: Both Passed and Failed | Start Date: 07/01/2021 | End Date: 07/31/2021

	CLASS COUNT	TOTAL CLASS HOURS	COUNT OF PEOPLE	TOTAL MAN HOURS
Academy	1	5:30	8	44:00
EMS	8	28:15	18	65:30
Firefighter Training	10	35:15	59	224:00
Special Operations Training	2	3:45	12	21:15
GRAND TOTALS:	21	72:45	97	354:45

This report lists the actual count of Reviewed classes and the class hours, and the number of people who attended those classes and the total Man Hours for each Class Category. This report pulls training hours from the Training Code Hours field on the Info Page.



**EMERGENCY
REPORTING**

emergencyreporting.com
Doc Id: 1625
Page # 1 of 1