



# ACTIVITY REPORT

FOR AUGUST 2021

FIRE CHIEF BRUCE R. SIDERS

## A Letter from the Chief

Your Bryan firefighters were very busy in August. Schools have begun. Please watch out for the buses and children crossing the street. With the extreme heat it is very important to stay hydrated. Drink plenty of water, try to get your outdoor work done in the early or late hours when the temperatures are cooler. The pandemic is still an issue. Please be safe.

We are now on the last days of summer. However, there is still plenty of time to crank up those grills. Nationally, there are still many grill incidents this time of year, and many home fires are caused by them. The National Fire Protection Association has a safety tip sheet for us about grilling. You can get it by clicking this link; [https://www.nfpa.org/-/media/Files/Public-Education/Resources/Safety-tip-sheets/Grilling\\_safety\\_Tips.ashx](https://www.nfpa.org/-/media/Files/Public-Education/Resources/Safety-tip-sheets/Grilling_safety_Tips.ashx)

With the summer months comes severe storms. Although we have not had any bad storms, we need to prepare our families and ourselves when they do strike. The National Weather Service has some great tips at their website. Check them out at [Weather Safety](#). It is also a good idea to go over your severe weather plan with our families.

Please remember that open burning for waste disposal is illegal. Please be sure to follow the regulations for outside fires. For more information, you can visit our website at <https://www.cityofbryan.com/wp-content/uploads/2020/05/Open-Burning.pdf>, or you can call us at 419-633-6080.

Cooking, heating, electrical, smoking and candles are still the leading causes of home fires. Please be careful when using all of these. Check your smoke detectors regularly to ensure they are working. If they are ten years old or older, it is time to replace them. If you do not know how old your smoke detector is, then the best advice is to go ahead and get a new one. Also, take the time to plan and practice your fire escape plan with your family.

Next month it will be time to get our furnaces ready to go for the heating season. Get ready now.

Please continue good fire safety and have a great Summer.

Sincerely,

A handwritten signature in black ink, appearing to read "Bruce R. Siders". The signature is stylized with a large, looped "B" and "S".

Fire Chief Bruce R. Siders

# Bryan Fire Department

Bryan, OH

This report was generated on 9/3/2021 8:26:34 AM



## Incident Statistics

Zone(s): All Zones | Start Date: 08/01/2021 | End Date: 08/31/2021

| INCIDENT COUNT   |                           |                               |                             |
|--|---------------------------|-------------------------------|-----------------------------|
| INCIDENT TYPE  |                           | # INCIDENTS                   |                             |
| EMS  |                           | 25                            |                             |
| FIRE   |                           | 27                            |                             |
| TOTAL  |                           | 52                            |                             |
| TOTAL TRANSPORTS (N2 and N3)                                   |                           |                               |                             |
| APPARATUS  | # of APPARATUS TRANSPORTS | # of PATIENT TRANSPORTS       | TOTAL # of PATIENT CONTACTS |
| TOTAL  |                           |                               |                             |
| PRE-INCIDENT VALUE   |                           | LOSSES                        |                             |
| \$16,000.00  |                           | \$16,000.00                   |                             |
| CO CHECKS  |                           |                               |                             |
| 736 - CO detector activation due to malfunction                |                           | 1                             |                             |
| TOTAL  |                           | 1                             |                             |
| MUTUAL AID   |                           |                               |                             |
| Aid Type   |                           | Total                         |                             |
| Aid Given  |                           | 1                             |                             |
| OVERLAPPING CALLS  |                           |                               |                             |
| # OVERLAPPING  |                           | % OVERLAPPING                 |                             |
| 8  |                           | 15.38                         |                             |
| LIGHTS AND SIREN - AVERAGE RESPONSE TIME (Dispatch to Arrival) |                           |                               |                             |
| Station  | EMS                       | FIRE                          |                             |
| Bryan Fire Department  | 0:04:41                   | 0:10:24                       |                             |
| AVERAGE FOR ALL CALLS  |                           | 0:06:15                       |                             |
| LIGHTS AND SIREN - AVERAGE TURNOUT TIME (Dispatch to Enroute)  |                           |                               |                             |
| Station  | EMS                       | FIRE                          |                             |
| Bryan Fire Department  | 0:02:12                   | 0:05:01                       |                             |
| AVERAGE FOR ALL CALLS  |                           | 0:02:53                       |                             |
| AGENCY   |                           | AVERAGE TIME ON SCENE (MM:SS) |                             |
| Bryan Fire Department  |                           | 32:24                         |                             |

Only Reviewed Incidents included. EMS for Incident counts includes only 300 to 399 Incident Types. All other incident types are counted as FIRE. CO Checks only includes Incident Types: 424, 736 and 734. # Apparatus Transports = # of incidents where apparatus transported. # Patient Transports = All patients transported by EMS. # Patient Contacts = # of PCR contacted by apparatus. This report now returns both NEMSIS 2 & 3 data as appropriate. For overlapping calls that span over multiple days, total per month will not equal Total count for year.

# Bryan Fire Department

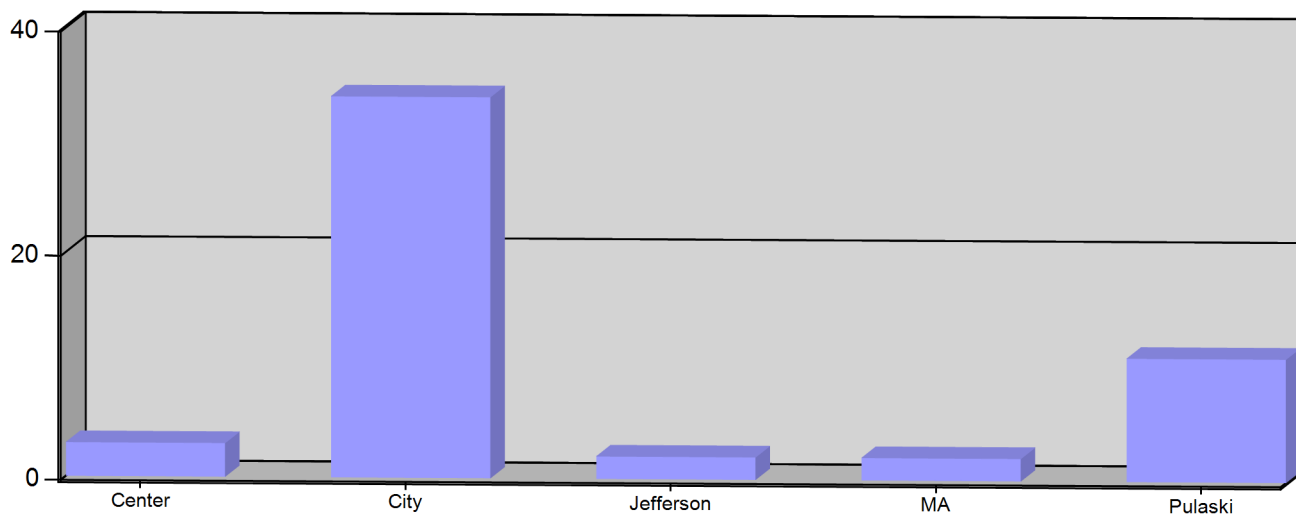
Bryan, OH

This report was generated on 9/3/2021 8:25:05 AM



## Incident Count per Zone for Date Range

Start Date: 08/01/2021 | End Date: 08/31/2021



| ZONE                      | # INCIDENTS |
|---------------------------|-------------|
| Center - Center Twp       | 3           |
| City - Bryan              | 34          |
| Jefferson - Jefferson Twp | 2           |
| MA - Mutual Aid           | 2           |
| Pulaski - Pulaski Twp     | 11          |
| TOTAL:                    | 52          |

Zone information is defined on the Basic Info 3 screen of an incident. Only REVIEWED incidents included.  
Archived Zones cannot be unarchived.



emergencyreporting.com

Doc Id: 270

Page # 1 of 1

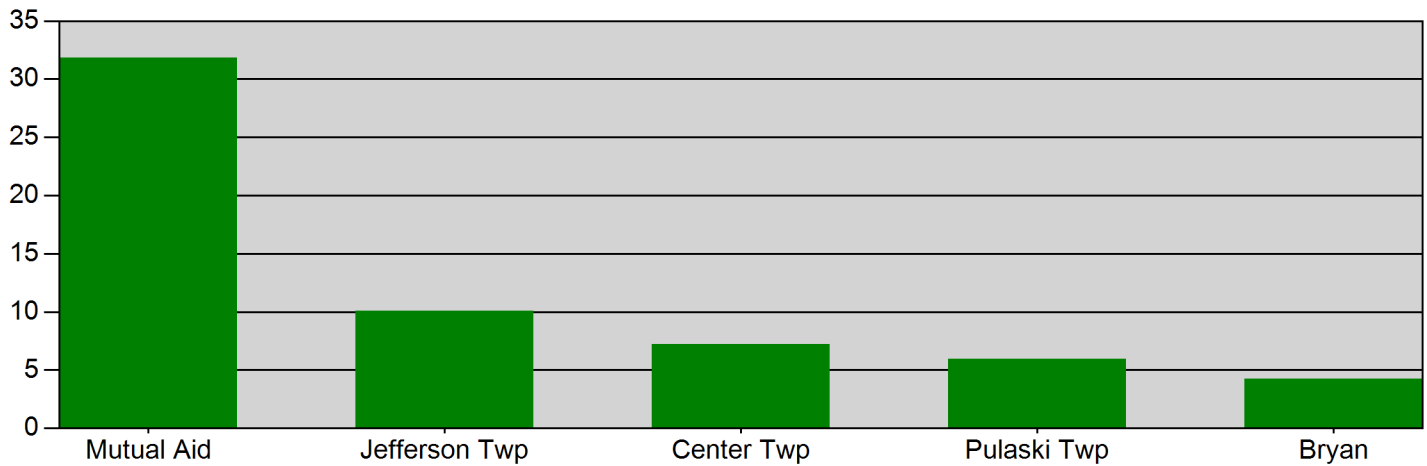
# Bryan Fire Department

Bryan, OH

This report was generated on 9/3/2021 8:28:40 AM



Response Mode: Lights and Sirens | Start Date: 08/01/2021 | End Date: 08/31/2021



| Zone          | AVERAGE RESPONSE TIME (in minutes) |
|---------------|------------------------------------|
| Mutual Aid    | 31.84                              |
| Jefferson Twp | 10.07                              |
| Center Twp    | 7.21                               |
| Pulaski Twp   | 5.98                               |
| Bryan         | 4.28                               |

Only REVIEWED incidents included. Response Time is Dispatched to Arrived. Includes all apparatus with arrival times. Excludes "Cancelled" apparatus.



emergencyreporting.com  
Doc Id: 342  
Page # 1 of 1

# Bryan Fire Department

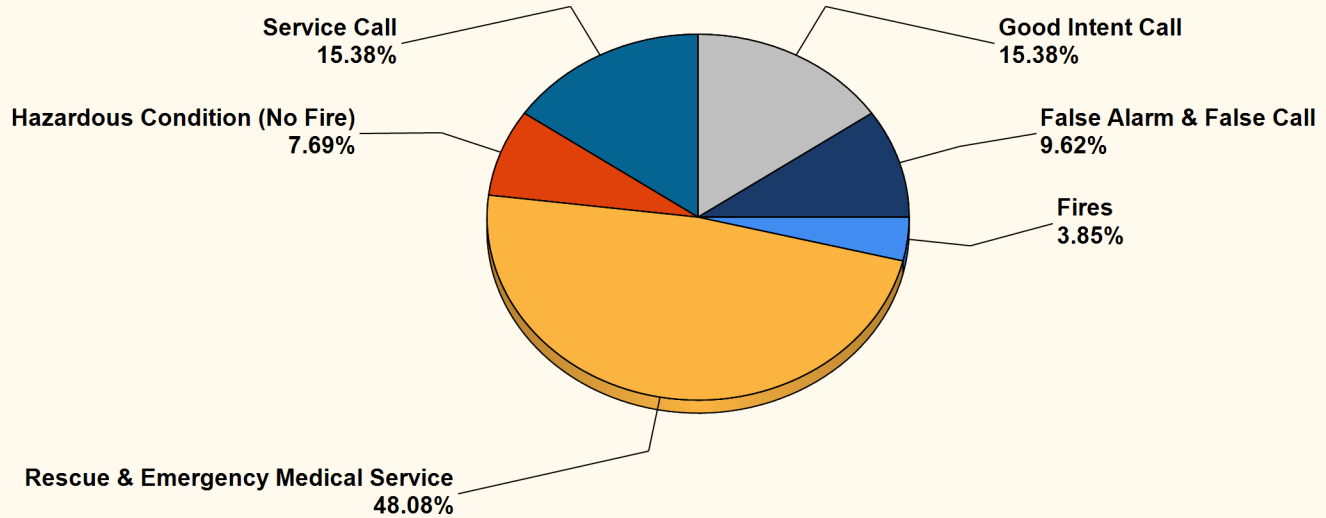
Bryan, OH

This report was generated on 9/3/2021 8:25:33 AM



## Breakdown by Major Incident Types for Date Range

Zone(s): All Zones | Start Date: 08/01/2021 | End Date: 08/31/2021



| MAJOR INCIDENT TYPE                | # INCIDENTS | % of TOTAL  |
|------------------------------------|-------------|-------------|
| Fires                              | 2           | 3.85%       |
| Rescue & Emergency Medical Service | 25          | 48.08%      |
| Hazardous Condition (No Fire)      | 4           | 7.69%       |
| Service Call                       | 8           | 15.38%      |
| Good Intent Call                   | 8           | 15.38%      |
| False Alarm & False Call           | 5           | 9.62%       |
| <b>TOTAL</b>                       | <b>52</b>   | <b>100%</b> |

Only REVIEWED and/or LOCKED IMPORTED incidents are included. Summary results for a major incident type are not displayed if the count is zero.



emergencyreporting.com  
Doc Id: 553  
Page # 1 of 2

### Detailed Breakdown by Incident Type

| INCIDENT TYPE  | # INCIDENTS | % of TOTAL  |
|--|-------------|-------------|
| 131 - Passenger vehicle fire                           | 2           | 3.85%       |
| 311 - Medical assist, assist EMS crew                  | 11          | 21.15%      |
| 321 - EMS call, excluding vehicle accident with injury | 3           | 5.77%       |
| 322 - Motor vehicle accident with injuries             | 4           | 7.69%       |
| 324 - Motor vehicle accident with no injuries.         | 5           | 9.62%       |
| 352 - Extrication of victim(s) from vehicle            | 2           | 3.85%       |
| 422 - Chemical spill or leak                           | 1           | 1.92%       |
| 440 - Electrical wiring/equipment problem, other       | 1           | 1.92%       |
| 444 - Power line down                                  | 2           | 3.85%       |
| 500 - Service Call, other                              | 1           | 1.92%       |
| 531 - Smoke or odor removal                            | 1           | 1.92%       |
| 542 - Animal rescue                                    | 2           | 3.85%       |
| 554 - Assist invalid                                   | 1           | 1.92%       |
| 561 - Unauthorized burning                             | 2           | 3.85%       |
| 571 - Cover assignment, standby, moveup                | 1           | 1.92%       |
| 600 - Good intent call, other                          | 2           | 3.85%       |
| 611 - Dispatched & cancelled en route                  | 1           | 1.92%       |
| 622 - No incident found on arrival at dispatch address | 2           | 3.85%       |
| 631 - Authorized controlled burning                    | 2           | 3.85%       |
| 650 - Steam, other gas mistaken for smoke, other       | 1           | 1.92%       |
| 735 - Alarm system sounded due to malfunction          | 2           | 3.85%       |
| 736 - CO detector activation due to malfunction        | 1           | 1.92%       |
| 745 - Alarm system activation, no fire - unintentional | 2           | 3.85%       |
| <b>TOTAL INCIDENTS:</b>                                | <b>52</b>   | <b>100%</b> |

Only REVIEWED and/or LOCKED IMPORTED incidents are included. Summary results for a major incident type are not displayed if the count is zero.



# Bryan Fire Department

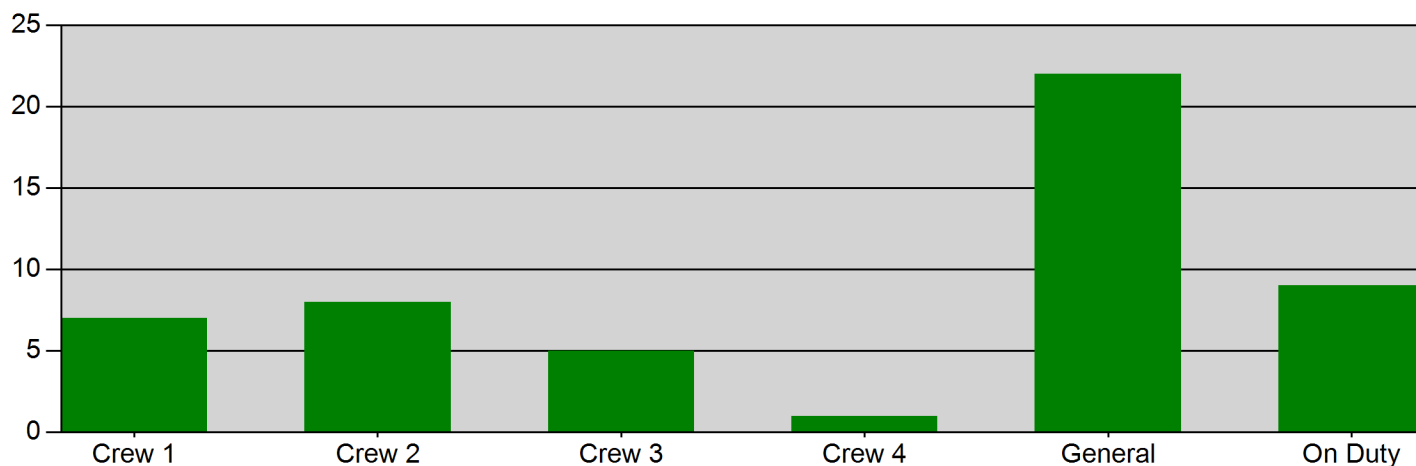
Bryan, OH

This report was generated on 9/3/2021 8:22:51 AM



## Incidents by Shift for Date Range

Start Date: 08/01/2021 | End Date: 08/31/2021



| SHIFT   | # INCIDENTS |
|---------|-------------|
| Crew 1  | 7           |
| Crew 2  | 8           |
| Crew 3  | 5           |
| Crew 4  | 1           |
| General | 22          |
| On Duty | 9           |

**TOTAL: 52**

Incidents with multiple EXPOSURES, with distinct stations, may create a slight difference between the report total and total number of actual incidents for the DATE RANGE provided. The totals reflect the # INCIDENTS each STATION was assigned. Only REVIEWED incidents included.



emergencyreporting.com  
Doc Id: 27  
Page # 1 of 1



# Bryan Fire Department

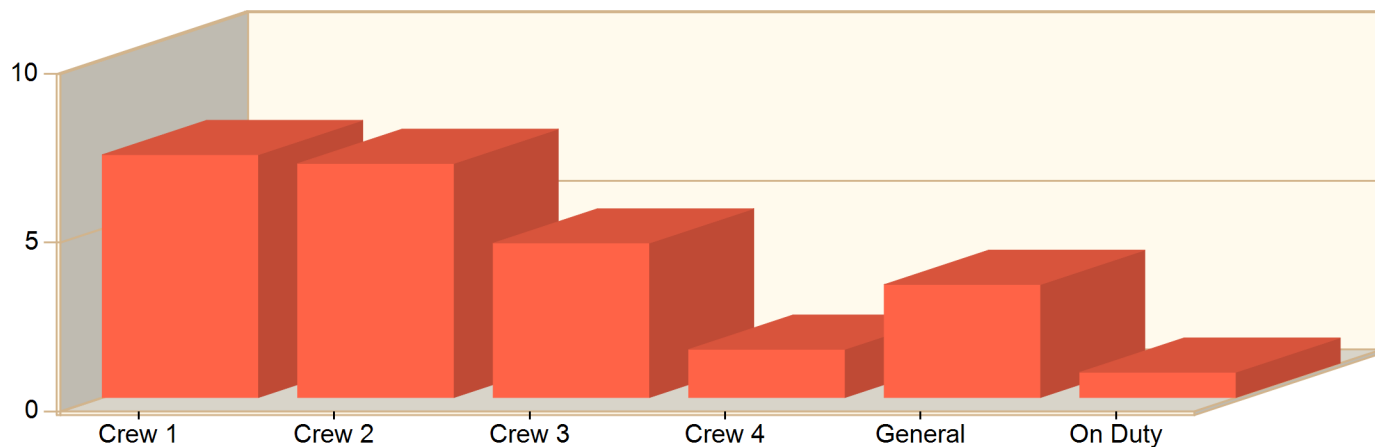
Bryan, OH

This report was generated on 9/3/2021 8:29:44 AM



## Average Turnout Time per Shift for Date Range

Start Date: 08/01/2021 | End Date: 08/31/2021



| SHIFT   | AVERAGE TURNOUT TIME<br>as MM:SS<br>(Dispatch to Enroute) |
|---------|---|
| Crew 1  | 7:12  |
| Crew 2  | 6:56  |
| Crew 3  | 4:35  |
| Crew 4  | 1:26  |
| General | 3:21  |
| On Duty | 0:45  |

Committed time (minutes) is the difference between the DISPATCH and ENROUTE time of Basic Info 4. Only REVIEWED incidents included.



emergencyreporting.com  
Doc Id: 654  
Page # 1 of 1

# Bryan Fire Department

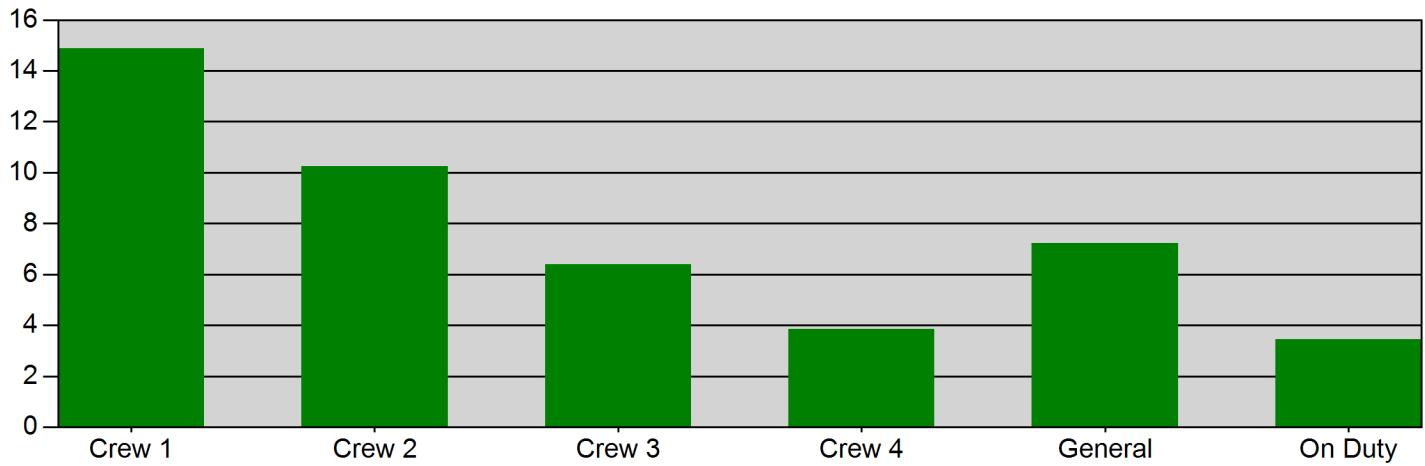
Bryan, OH

This report was generated on 9/3/2021 8:27:53 AM



## Average Response Time per Shift for Response Mode for Date Range

Response Mode to Scene: Lights and Sirens | Start Date: 08/01/2021 | End Date: 08/31/2021



| SHIFT   | AVERAGE RESPONSE TIME in minutes<br>(Dispatch to Arrived) |
|---------|---|
| Crew 1  | 14.87   |
| Crew 2  | 10.24   |
| Crew 3  | 6.39  |
| Crew 4  | 3.87  |
| General | 7.22  |
| On Duty | 3.45  |

Average Response Time calculated from DISPATCH and ARRIVED times. Only REVIEWED Incidents are included.



emergencyreporting.com

Doc Id: 52

Page # 1 of 1

# Bryan Fire Department

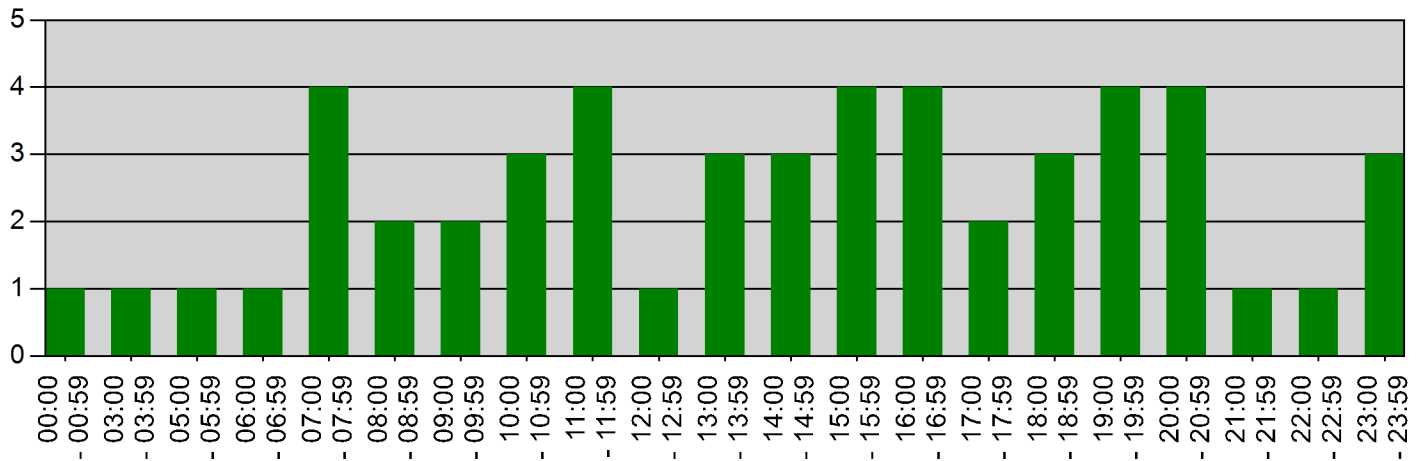
Bryan, OH

This report was generated on 9/3/2021 8:23:49 AM



## Incidents by Hour for Date Range

Start Date: 08/01/2021 | End Date: 08/31/2021



| Hour          | # of Calls |
|---------------|------------|
| 00:00 - 00:59 | 1          |
| 03:00 - 03:59 | 1          |
| 05:00 - 05:59 | 1          |
| 06:00 - 06:59 | 1          |
| 07:00 - 07:59 | 4          |
| 08:00 - 08:59 | 2          |
| 09:00 - 09:59 | 2          |
| 10:00 - 10:59 | 3          |
| 11:00 - 11:59 | 4          |
| 12:00 - 12:59 | 1          |
| 13:00 - 13:59 | 3          |
| 14:00 - 14:59 | 3          |
| 15:00 - 15:59 | 4          |
| 16:00 - 16:59 | 4          |
| 17:00 - 17:59 | 2          |
| 18:00 - 18:59 | 3          |
| 19:00 - 19:59 | 4          |
| 20:00 - 20:59 | 4          |
| 21:00 - 21:59 | 1          |
| 22:00 - 22:59 | 1          |
| 23:00 - 23:59 | 3          |

Only REVIEWED incidents included



emergencyreporting.com  
Doc Id: 19  
Page # 1 of 1

# Bryan Fire Department

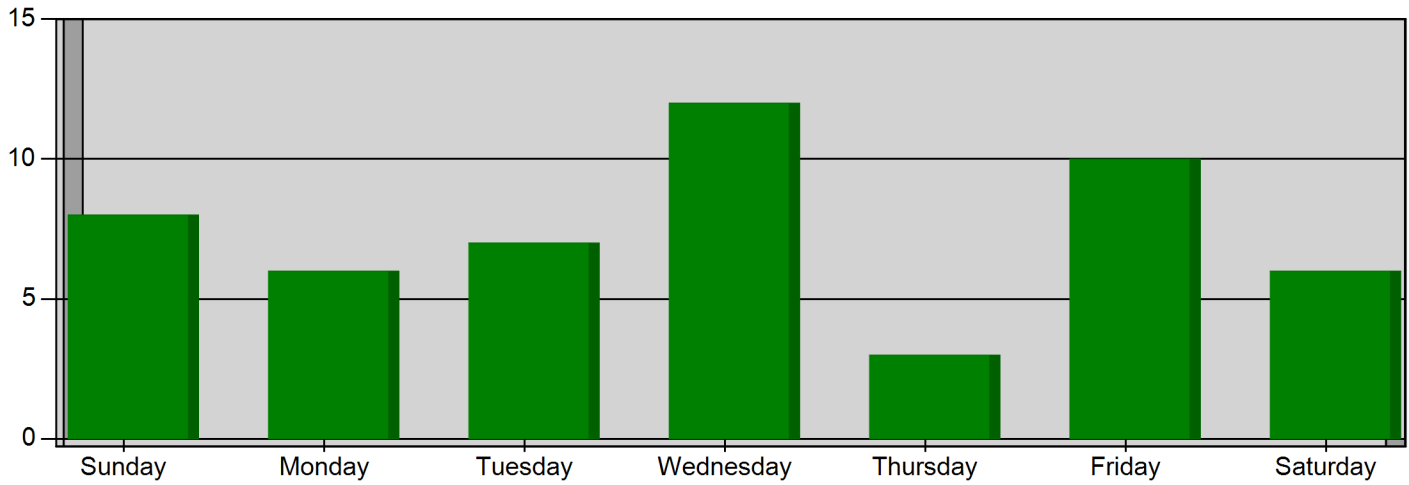
Bryan, OH

This report was generated on 9/3/2021 8:24:36 AM



## Incidents by Day of the Week for Date Range

Start Incident Type: 100 | End Incident Type: 911 | Start Date: 08/01/2021 | End Date: 08/31/2021



| DAY OF THE WEEK | # INCIDENTS |
|-----------------|-------------|
| Sunday          | 8           |
| Monday          | 6           |
| Tuesday         | 7           |
| Wednesday       | 12          |
| Thursday        | 3           |
| Friday          | 10          |
| Saturday        | 6           |

**TOTAL**

**52**

Only Reviewed incidents included.



emergencyreporting.com

Doc Id: 1284

Page # 1 of 1

# Bryan Fire Department

Bryan, OH

This report was generated on 9/3/2021 8:26:10 AM



## Count of Occupancies Inspected per Category Type and Subcategory per Inspection Type for Date Range

Start Date: 08/01/2021 | End Date: 08/31/2021

| OCCUPANCY CATEGORY - SUBCATEGORY             |  | COUNT |
|--|--|-------|
| <b>Assembly Group A</b>                      |  |       |
| A2 Food and Drink                            |  |       |
| Annual                                       |  | 1     |
| Total Number of Inspections per Category:    |  | 1     |
| <b>Business Group B</b>                      |  |       |
| Office                                       |  |       |
| Annual                                       |  | 1     |
| Final Building Acceptance                    |  | 1     |
| Total Number of Inspections per Category:    |  | 2     |
| <b>Factory Industrial Group F</b>            |  |       |
| F2 Low-hazard                                |  |       |
| Fire Protection \ Alarm System Test          |  | 1     |
| Total Number of Inspections per Category:    |  | 1     |
| <b>Mercantile Group M</b>                    |  |       |
| Mercantile Group M                           |  |       |
| Annual                                       |  | 1     |
| Total Number of Inspections per Category:    |  | 1     |
| <b>Residential Detached 1,2 and 3 Family</b> |  |       |
| Dwelling                                     |  |       |
| Foster Care/Adoption                         |  | 1     |
| Total Number of Inspections per Category:    |  | 1     |

Custom Report build. Inspections must be Completed to be counted.

# Bryan Fire Department

Bryan, OH

This report was generated on 9/3/2021 8:27:20 AM



## Non-Personnel Attendance per Event Type for Date Range

Event Categories: All Event Categories | Event Type(s): All Event Types | Start Date: 08/01/2021 | End Date: 08/31/2021

| EVENT TYPE                            | DATE       | EVENT NAME   | CATEGORY | ATTENDING NON-PERSONNEL | TOTAL |
|---------------------------------------|------------|--------------|----------|-------------------------|-------|
| Special Event                         |            |              |          |                         |       |
|                                       | 08/13/2021 | Walk through | Other    |                         |       |
|                                       |            |              |          | Adult                   | 2     |
| Total Non-Personnel for Walk through: |            |              |          |                         | 2     |
| Grand Non-Personnel Total:            |            |              |          |                         | 2     |

Only LOCKED Events Included. If an event does not have any Non-Personnel in attendance, then it will not be included on this report.

# Bryan Fire Department

Bryan, OH

This report was generated on 9/3/2021 8:29:12 AM



**Count of Classes and People by Class Category with Class Hours and Man Hours for Date Range**  
**Passed/Failed: Both Passed and Failed | Start Date: 08/01/2021 | End Date: 08/31/2021**

|                      | CLASS COUNT | TOTAL CLASS HOURS | COUNT OF PEOPLE | TOTAL MAN HOURS |
|----------------------|-------------|-------------------|-----------------|-----------------|
| Academy              | 2           | 11:30             | 9               | 53:30           |
| EMS                  | 2           | 4:00              | 3               | 6:00            |
| Firefighter Training | 6           | 16:55             | 36              | 92:25           |
| <b>GRAND TOTALS:</b> | <b>10</b>   | <b>32:25</b>      | <b>48</b>       | <b>151:55</b>   |

This report lists the actual count of Reviewed classes and the class hours, and the number of people who attended those classes and the total Man Hours for each Class Category. This report pulls training hours from the Training Code Hours field on the Info Page.