



ACTIVITY REPORT

FOR SEPTEMBER 2021

FIRE CHIEF BRUCE R. SIDERS

A Letter from the Chief

Fall has arrived. Temps for the month are still warm for this time of year but a cool down is coming. Your Bryan firefighters responded to 40 calls for service in September. The pandemic is still an issue. Please be safe.

Now is a great time to get your furnaces ready for the heating months. Carbon monoxide is a colorless odorless gas cause from incomplete combustion. If your furnace is not functioning properly, it can give off this deadly gas. Every home should have a Carbon Monoxide detector. Get one and put it up. Your life and your family's life may depend on it.

Nationally, there are still many grill incidents this time of year, and many home fires are caused by them. The National Fire Protection Association has a safety tip sheet for us about grilling. You can get it by clicking this link; https://www.nfpa.org/-/media/Files/Public-Education/Resources/Safety-tip-sheets/Grilling_safety_Tips.ashx

Although we have not had any bad storms, we need to prepare our families and ourselves when they do strike. The National Weather Service has some great tips at their website. Check them out at [Weather Safety](#). It is also a good idea to go over your severe weather plan with our families.

Please remember that open burning for waste disposal is illegal. Please be sure to follow the regulations for outside fires. For more information, you can visit our website at <https://www.cityofbryan.com/wp-content/uploads/2020/05/Open-Burning.pdf>, or you can call us at 419-633-6080.

Cooking, heating, electrical, smoking and candles are still the leading causes of home fires. Please be careful when using all of these. Check your smoke detectors regularly to ensure they are working. If they are ten years old or older, it is time to replace them. If you do not know how old your smoke detector is, then the best advice is to go ahead and get a new one. Also, take the time to plan and practice your fire escape plan with your family.

Next month is fire prevention month. But fire prevention should be every day. Please be safe.

Sincerely,

A handwritten signature in black ink that reads "Bruce R. Siders". The signature is written in a cursive style with a large initial "B" and "S".

Fire Chief Bruce R. Siders

Bryan Fire Department

Bryan, OH

This report was generated on 10/1/2021 8:27:16 AM



Incident Statistics

Zone(s): All Zones | Start Date: 09/01/2021 | End Date: 09/30/2021

INCIDENT COUNT			
INCIDENT TYPE		# INCIDENTS	
EMS		12	
FIRE		28	
TOTAL		40	
TOTAL TRANSPORTS (N2 and N3)			
APPARATUS	# of APPARATUS TRANSPORTS	# of PATIENT TRANSPORTS	TOTAL # of PATIENT CONTACTS
TOTAL			
PRE-INCIDENT VALUE		LOSSES	
\$1,281,500.00		\$360.00	
CO CHECKS			
TOTAL			
MUTUAL AID			
Aid Type		Total	
OVERLAPPING CALLS			
# OVERLAPPING		% OVERLAPPING	
5		12.5	
LIGHTS AND SIREN - AVERAGE RESPONSE TIME (Dispatch to Arrival)			
Station	EMS	FIRE	
Bryan Fire Department	0:05:01	0:05:43	
AVERAGE FOR ALL CALLS		0:05:46	
LIGHTS AND SIREN - AVERAGE TURNOUT TIME (Dispatch to Enroute)			
Station	EMS	FIRE	
Bryan Fire Department	0:02:20	0:02:53	
AVERAGE FOR ALL CALLS		0:02:58	
AGENCY		AVERAGE TIME ON SCENE (MM:SS)	
Bryan Fire Department		21:24	

Only Reviewed Incidents included. EMS for Incident counts includes only 300 to 399 Incident Types. All other incident types are counted as FIRE. CO Checks only includes Incident Types: 424, 736 and 734. # Apparatus Transports = # of incidents where apparatus transported. # Patient Transports = All patients transported by EMS. # Patient Contacts = # of PCR contacted by apparatus. This report now returns both NEMSIS 2 & 3 data as appropriate. For overlapping calls that span over multiple days, total per month will not equal Total count for year.

Bryan Fire Department

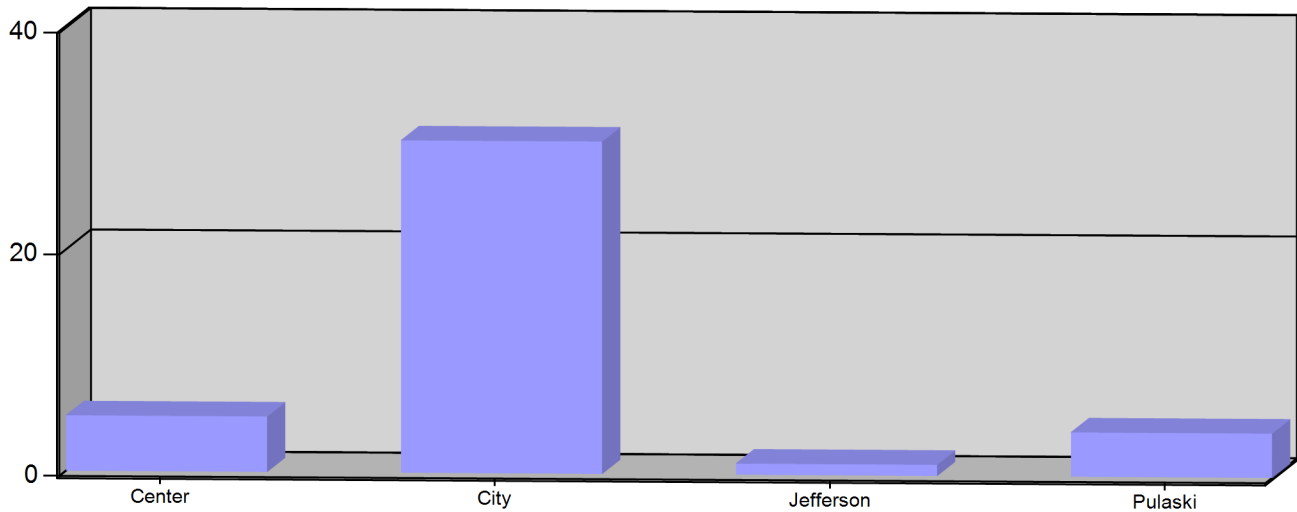
Bryan, OH

This report was generated on 10/1/2021 8:24:17 AM



Incident Count per Zone for Date Range

Start Date: 09/01/2021 | End Date: 09/30/2021



ZONE	# INCIDENTS
Center - Center Twp	5
City - Bryan	30
Jefferson - Jefferson Twp	1
Pulaski - Pulaski Twp	4
TOTAL:	40

Zone information is defined on the Basic Info 3 screen of an incident. Only REVIEWED incidents included. Archived Zones cannot be unarchived.



emergencyreporting.com

Doc Id: 270

Page # 1 of 1

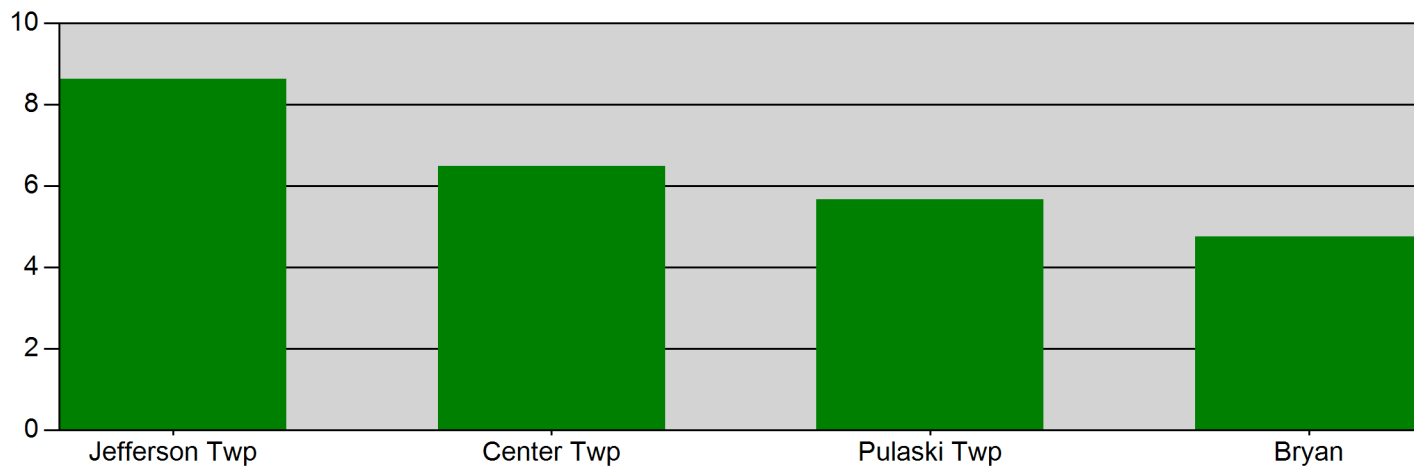
Bryan Fire Department

Bryan, OH

This report was generated on 10/1/2021 8:31:00 AM



Response Mode: Lights and Sirens | Start Date: 09/01/2021 | End Date: 09/30/2021



Zone	AVERAGE RESPONSE TIME (in minutes)
Jefferson Twp	8.62
Center Twp	6.48
Pulaski Twp	5.67
Bryan	4.75

Only REVIEWED incidents included. Response Time is Dispatched to Arrived. Includes all apparatus with arrival times. Excludes "Cancelled" apparatus.



Bryan Fire Department

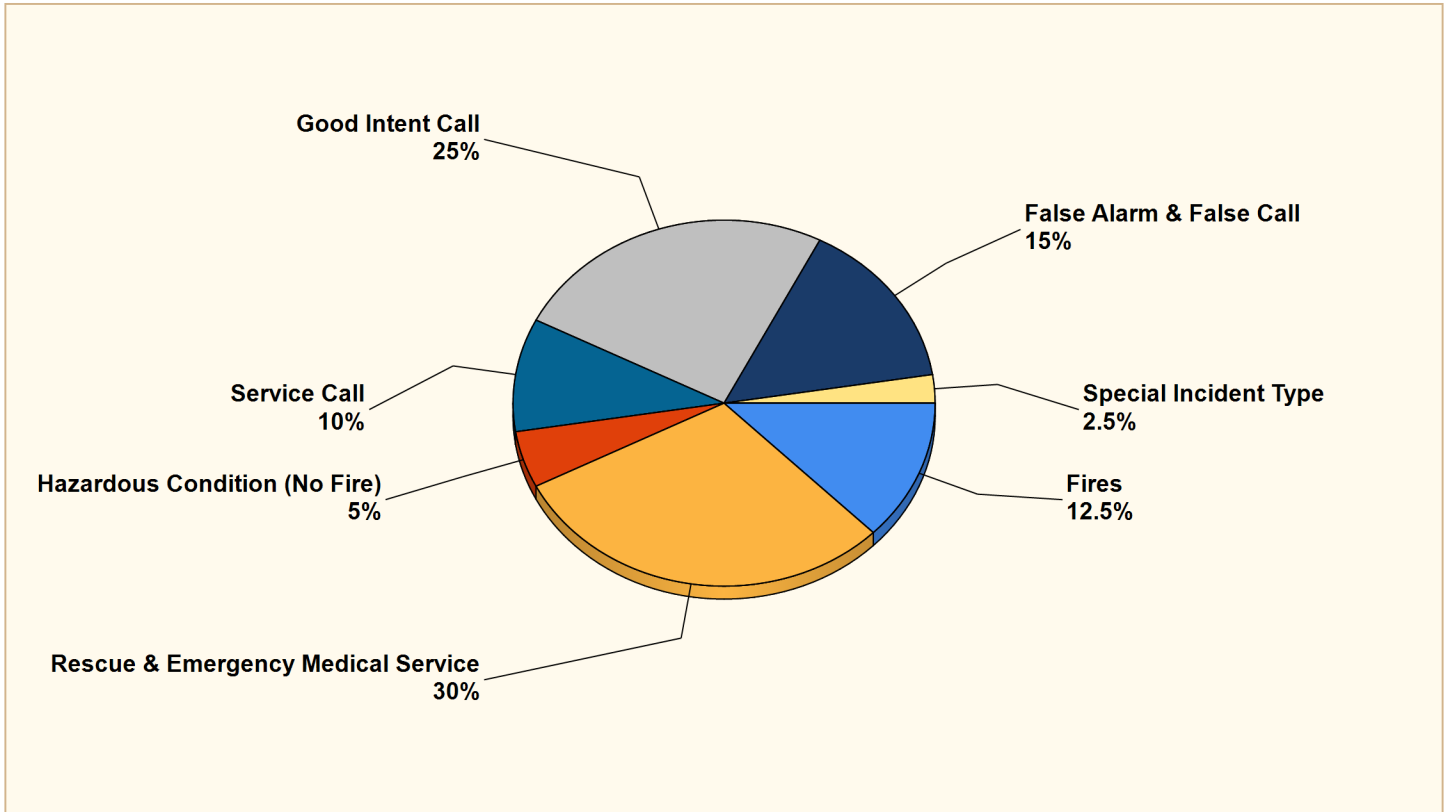
Bryan, OH

This report was generated on 10/1/2021 8:25:18 AM



Breakdown by Major Incident Types for Date Range

Zone(s): All Zones | Start Date: 09/01/2021 | End Date: 09/30/2021



MAJOR INCIDENT TYPE	# INCIDENTS	% of TOTAL
Fires	5	12.5%
Rescue & Emergency Medical Service	12	30%
Hazardous Condition (No Fire)	2	5%
Service Call	4	10%
Good Intent Call	10	25%
False Alarm & False Call	6	15%
Special Incident Type	1	2.5%
TOTAL	40	100%

Only REVIEWED and/or LOCKED IMPORTED incidents are included. Summary results for a major incident type are not displayed if the count is zero.



Detailed Breakdown by Incident Type

INCIDENT TYPE	# INCIDENTS	% of TOTAL
111 - Building fire	2	5%
113 - Cooking fire, confined to container	1	2.5%
118 - Trash or rubbish fire, contained	1	2.5%
131 - Passenger vehicle fire	1	2.5%
311 - Medical assist, assist EMS crew	4	10%
321 - EMS call, excluding vehicle accident with injury	2	5%
322 - Motor vehicle accident with injuries	4	10%
324 - Motor vehicle accident with no injuries.	2	5%
412 - Gas leak (natural gas or LPG)	1	2.5%
413 - Oil or other combustible liquid spill	1	2.5%
553 - Public service	1	2.5%
554 - Assist invalid	1	2.5%
561 - Unauthorized burning	2	5%
611 - Dispatched & cancelled en route	5	12.5%
622 - No incident found on arrival at dispatch address	1	2.5%
651 - Smoke scare, odor of smoke	2	5%
652 - Steam, vapor, fog or dust thought to be smoke	1	2.5%
671 - HazMat release investigation w/no HazMat	1	2.5%
700 - False alarm or false call, other	1	2.5%
733 - Smoke detector activation due to malfunction	3	7.5%
743 - Smoke detector activation, no fire - unintentional	2	5%
911 - Citizen complaint	1	2.5%
TOTAL INCIDENTS:	40	100%

Only REVIEWED and/or LOCKED IMPORTED incidents are included. Summary results for a major incident type are not displayed if the count is zero.



Bryan Fire Department

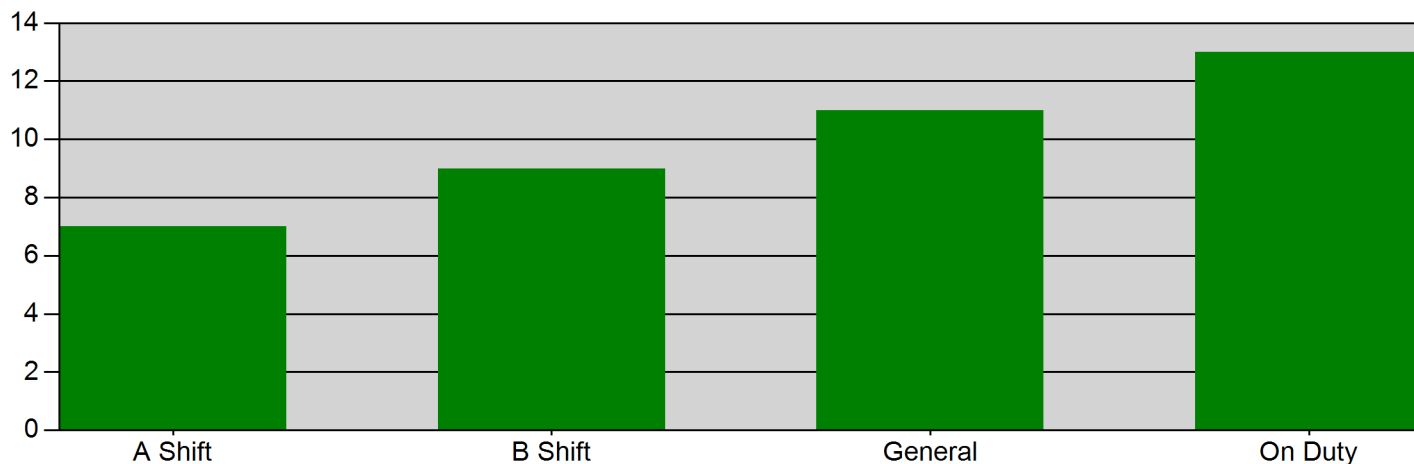
Bryan, OH

This report was generated on 10/1/2021 8:21:04 AM



Incidents by Shift for Date Range

Start Date: 09/01/2021 | End Date: 09/30/2021



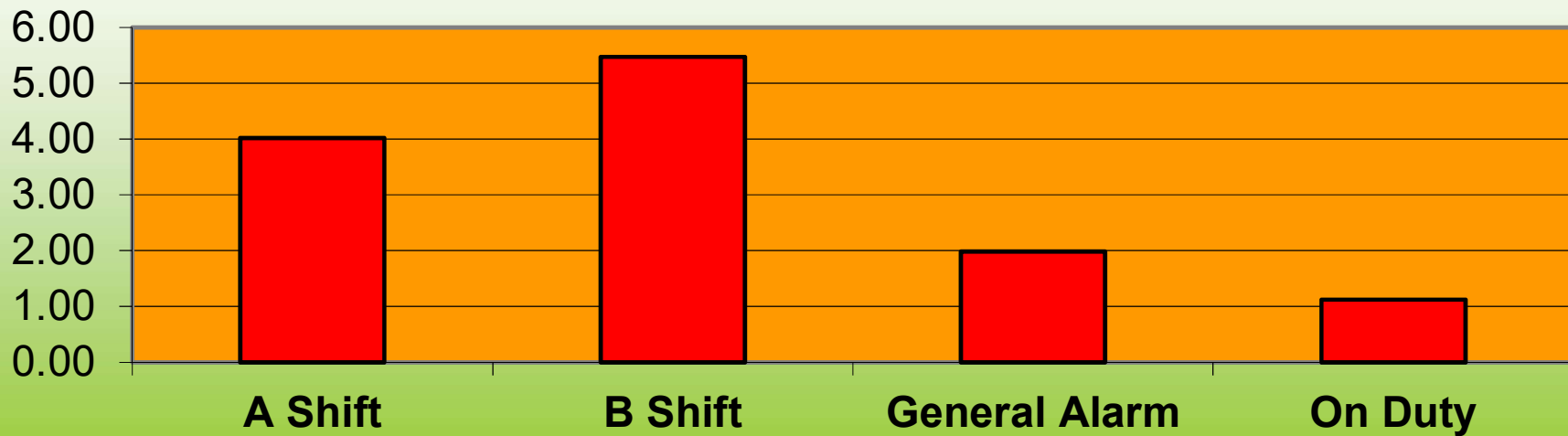
SHIFT	# INCIDENTS
A Shift	7
B Shift	9
General	11
On Duty	13

TOTAL: 40

Incidents with multiple EXPOSURES, with distinct stations, may create a slight difference between the report total and total number of actual incidents for the DATE RANGE provided. The totals reflect the # INCIDENTS each STATION was assigned. Only REVIEWED incidents included.



Average Response Times By Crew (from time of alarm to time first truck responding)



Bryan Fire Department

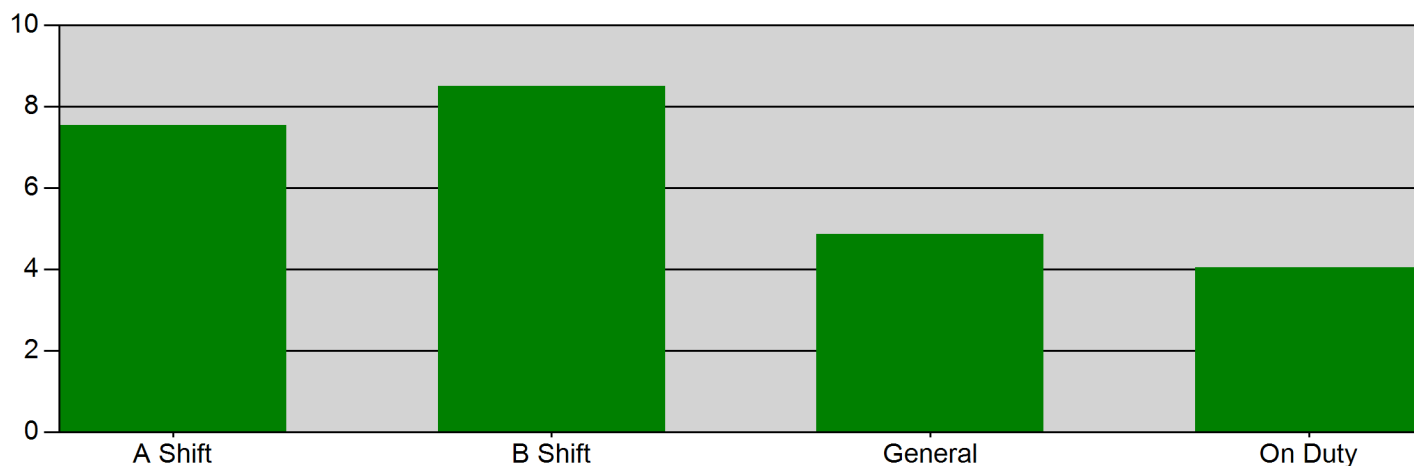
Bryan, OH

This report was generated on 10/1/2021 8:28:51 AM



Average Response Time per Shift for Response Mode for Date Range

Response Mode to Scene: Lights and Sirens | Start Date: 09/01/2021 | End Date: 09/30/2021



SHIFT	AVERAGE RESPONSE TIME in minutes (Dispatch to Arrived)
A Shift	7.54
B Shift	8.50
General	4.86
On Duty	4.04

Average Response Time calculated from DISPATCH and ARRIVED times. Only REVIEWED Incidents are included.



emergencyreporting.com

Doc Id: 52

Page # 1 of 1

Bryan Fire Department

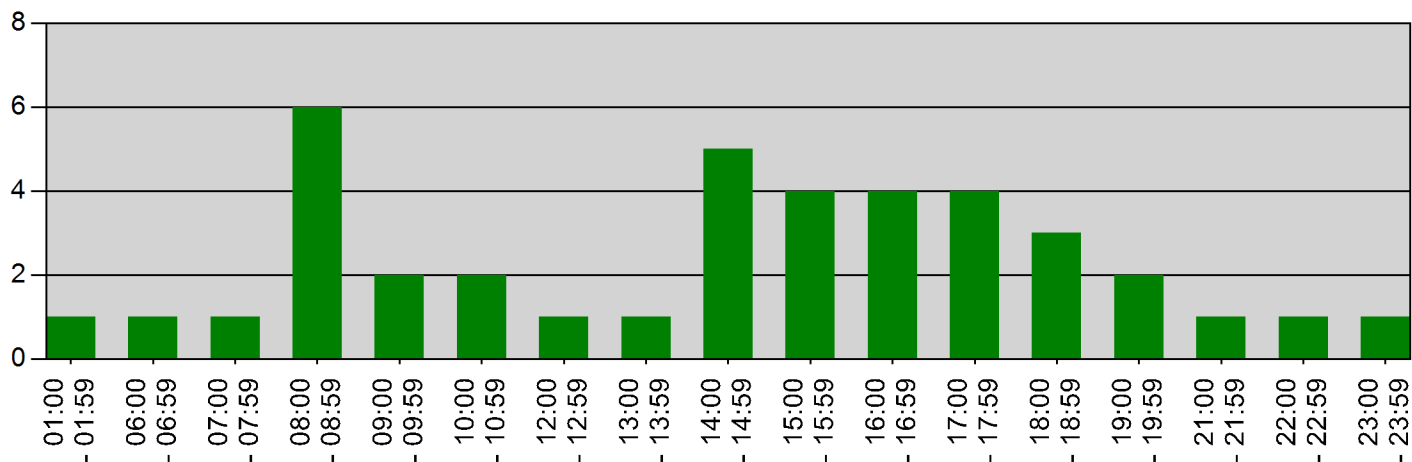
Bryan, OH

This report was generated on 10/1/2021 8:22:25 AM



Incidents by Hour for Date Range

Start Date: 09/01/2021 | End Date: 09/30/2021



HOUR	# of CALLS
01:00 - 01:59	1
06:00 - 06:59	1
07:00 - 07:59	1
08:00 - 08:59	6
09:00 - 09:59	2
10:00 - 10:59	2
12:00 - 12:59	1
13:00 - 13:59	1
14:00 - 14:59	5
15:00 - 15:59	4
16:00 - 16:59	4
17:00 - 17:59	4
18:00 - 18:59	3
19:00 - 19:59	2
21:00 - 21:59	1
22:00 - 22:59	1
23:00 - 23:59	1

Only REVIEWED incidents included



Bryan Fire Department

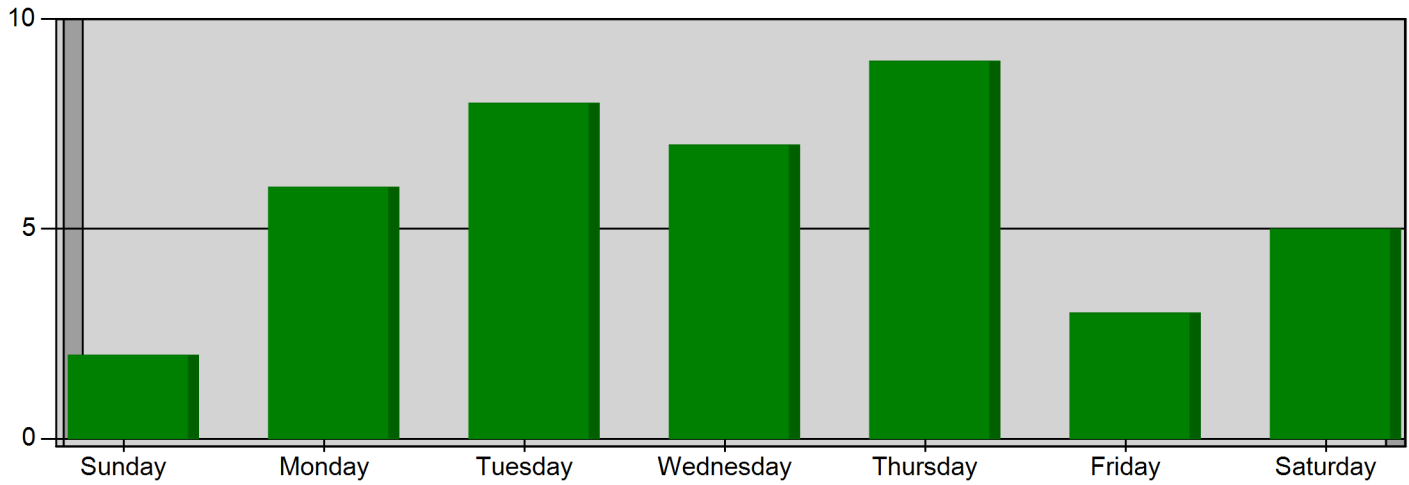
Bryan, OH

This report was generated on 10/1/2021 8:23:18 AM



Incidents by Day of the Week for Date Range

Start Incident Type: 100 | End Incident Type: 911 | Start Date: 09/01/2021 | End Date: 09/30/2021



DAY OF THE WEEK	# INCIDENTS
Sunday	2
Monday	6
Tuesday	8
Wednesday	7
Thursday	9
Friday	3
Saturday	5

TOTAL

40

Only Reviewed incidents included.



emergencyreporting.com

Doc Id: 1284

Page # 1 of 1

Bryan Fire Department

Bryan, OH

This report was generated on 10/1/2021 8:26:37 AM



Count of Occupancies Inspected per Category Type and Subcategory per Inspection Type for Date Range

Start Date: 09/01/2021 | End Date: 09/30/2021

OCCUPANCY CATEGORY - SUBCATEGORY	COUNT
Educational Group E	
Traditional School	
Annual	11
Total Number of Inspections per Category:	11
Mercantile Group M	
Service Stations	
Fire Protection \ Alarm System Test	1
Total Number of Inspections per Category:	1

Custom Report build. Inspections must be Completed to be counted.



emergencyreporting.com

Doc Id: 1752

Page # 1 of 1

Bryan Fire Department

Bryan, OH

This report was generated on 10/1/2021 8:28:18 AM



Non-Personnel Attendance per Event Type for Date Range

Event Categories: All Event Categories | Event Type(s): All Event Types | Start Date: 09/01/2021 | End Date: 09/30/2021

EVENT TYPE	DATE	EVENT NAME	CATEGORY	ATTENDING NON-PERSONNEL	TOTAL
Extinguisher Program					
	09/29/2021	Tomco	Public Relations / Education	Adult	2
Total Non-Personnel for Tomco:					2
Special Event					
	09/03/2021	Walk through	Public Relations / Education	Adult	2
Total Non-Personnel for Walk through:					2
Station Tour					
	09/29/2021	Station tour	Public Relations / Education	Children	11
				Adult	5
Total Non-Personnel for Station tour:					16
Grand Non-Personnel Total:					20

Only LOCKED Events Included. If an event does not have any Non-Personnel in attendance, then it will not be included on this report.



emergencyreporting.com

Doc Id: 1774

Page # 1 of 1

Bryan Fire Department

Bryan, OH

This report was generated on 10/1/2021 8:31:36 AM



Count of Classes and People by Class Category with Class Hours and Man Hours for Date Range Passed/Failed: Both Passed and Failed | Start Date: 09/01/2021 | End Date: 09/30/2021

	CLASS COUNT	TOTAL CLASS HOURS	COUNT OF PEOPLE	TOTAL MAN HOURS
Academy	4	31:30	8	60:45
Fire Investigation and Inspection Training	2	12:00	2	12:00
Firefighter Training	5	5:30	33	37:15
Instructor	2	2:30	4	5:00
Special Operations Training	4	6:30	25	39:30
GRAND TOTALS:	17	58:00	72	154:30

This report lists the actual count of Reviewed classes and the class hours, and the number of people who attended those classes and the total Man Hours for each Class Category. This report pulls training hours from the Training Code Hours field on the Info Page.