



# ACTIVITY REPORT

FOR OCTOBER 2021

FIRE CHIEF BRUCE R. SIDERS

## A Letter from the Chief

It is that time of year. Get your furnaces ready for the heating months. Carbon monoxide is a colorless odorless gas cause from incomplete combustion. If your furnace is not functioning properly, it can give off this deadly gas. Every home should have a Carbon Monoxide detector. Get one and put it up. Your life and your family's life may depend on it.

Although we have not had any bad storms, we can still get them this time of year. We need to prepare our families and ourselves when they do strike. The National Weather Service has some great tips at their website. Check them out at [Weather Safety](#). It is also a good idea to go over your severe weather plan with our families.

Please remember that open burning for waste disposal is illegal. Please be sure to follow the regulations for outside fires. For more information, you can visit our website at <https://www.cityofbryan.com/wp-content/uploads/2020/05/Open-Burning.pdf>, or you can call us at 419-633-6080.

Cooking, heating, electrical, smoking and candles are still the leading causes of home fires. Please be careful when using all of these. Check your smoke detectors regularly to ensure they are working. If they are ten years old or older, it is time to replace them. If you do not know how old your smoke detector is, then the best advice is to go ahead and get a new one. Also, take the time to plan and practice your fire escape plan with your family.

Next month is time to start preparing for Thanksgiving. Please be safe.

Sincerely,

A handwritten signature in black ink, appearing to read "Bruce R. Siders". The signature is stylized with a large "B" and "R".

Fire Chief Bruce R. Siders

# Bryan Fire Department

Bryan, OH

This report was generated on 11/3/2021 7:46:19 AM



## Incident Statistics

Zone(s): All Zones | Start Date: 10/01/2021 | End Date: 10/31/2021

INCIDENT COUNT			
INCIDENT TYPE		# INCIDENTS	
EMS		7	
FIRE		29	
TOTAL		36	
TOTAL TRANSPORTS (N2 and N3)			
APPARATUS	# of APPARATUS TRANSPORTS	# of PATIENT TRANSPORTS	TOTAL # of PATIENT CONTACTS
TOTAL			
PRE-INCIDENT VALUE		LOSSES	
\$0.00		\$0.00	
CO CHECKS			
424 - Carbon monoxide incident		1	
746 - Carbon monoxide detector activation, no CO		2	
TOTAL		3	
MUTUAL AID			
Aid Type		Total	
OVERLAPPING CALLS			
# OVERLAPPING		% OVERLAPPING	
4		11.11	
LIGHTS AND SIREN - AVERAGE RESPONSE TIME (Dispatch to Arrival)			
Station	EMS	FIRE	
Bryan Fire Department	0:06:50	0:08:37	
AVERAGE FOR ALL CALLS		0:08:13	
LIGHTS AND SIREN - AVERAGE TURNOUT TIME (Dispatch to Enroute)			
Station	EMS	FIRE	
Bryan Fire Department	0:01:57	0:03:18	
AVERAGE FOR ALL CALLS		0:03:44	
AGENCY		AVERAGE TIME ON SCENE (MM:SS)	
Bryan Fire Department		26:48	

Only Reviewed Incidents included. EMS for Incident counts includes only 300 to 399 Incident Types. All other incident types are counted as FIRE. CO Checks only includes Incident Types: 424, 736 and 734. # Apparatus Transports = # of incidents where apparatus transported. # Patient Transports = All patients transported by EMS. # Patient Contacts = # of PCR contacted by apparatus. This report now returns both NEMSIS 2 & 3 data as appropriate. For overlapping calls that span over multiple days, total per month will not equal Total count for year.

# Bryan Fire Department

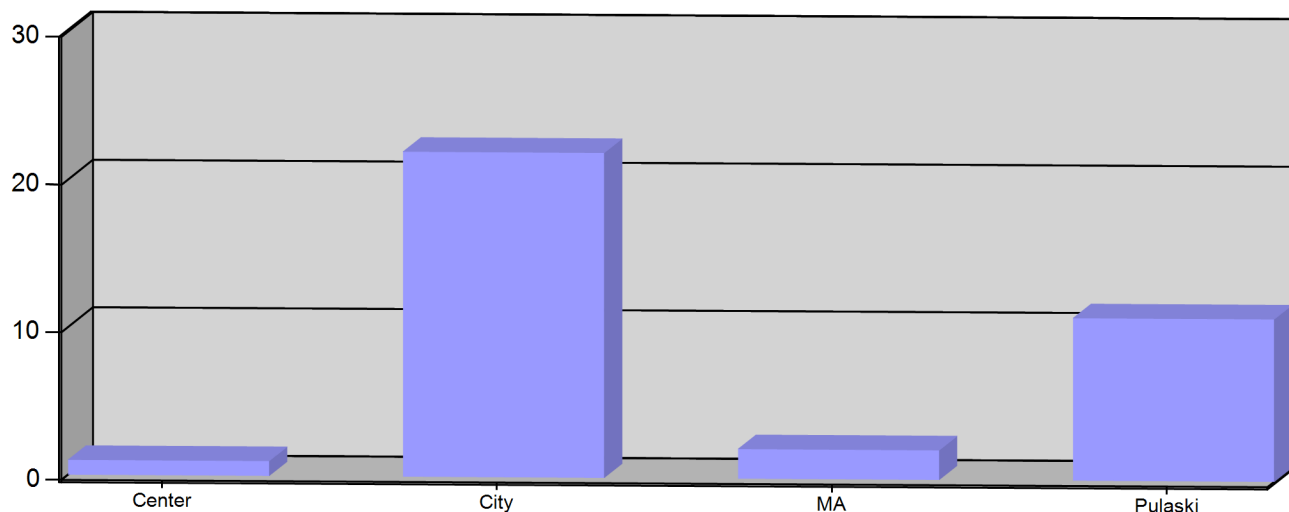
Bryan, OH

This report was generated on 11/3/2021 7:43:46 AM



## Incident Count per Zone for Date Range

Start Date: 10/01/2021 | End Date: 10/31/2021



ZONE	# INCIDENTS
Center - Center Twp	1
City - Bryan	22
MA - Mutual Aid	2
Pulaski - Pulaski Twp	11
TOTAL:	36

Zone information is defined on the Basic Info 3 screen of an incident. Only REVIEWED incidents included.  
Archived Zones cannot be unarchived.



emergencyreporting.com

Doc Id: 270

Page # 1 of 1

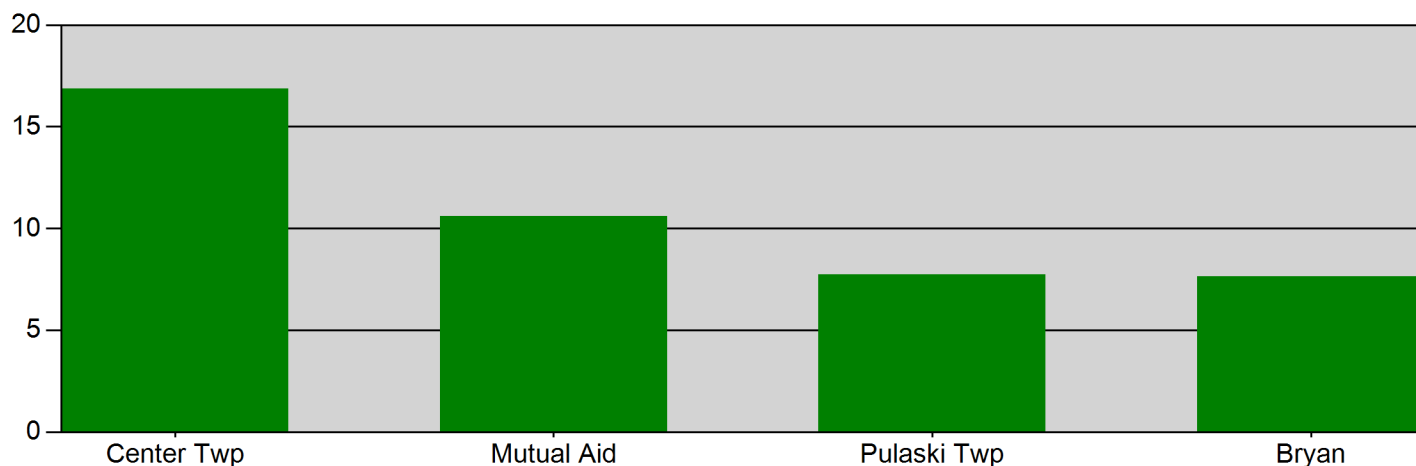
# Bryan Fire Department

Bryan, OH

This report was generated on 11/3/2021 7:49:01 AM



Response Mode: Lights and Sirens | Start Date: 10/01/2021 | End Date: 10/31/2021



Zone	AVERAGE RESPONSE TIME (in minutes)
Center Twp	16.88
Mutual Aid	10.60
Pulaski Twp	7.76
Bryan	7.66

Only REVIEWED incidents included. Response Time is Dispatched to Arrived. Includes all apparatus with arrival times. Excludes "Cancelled" apparatus.



emergencyreporting.com  
Doc Id: 342  
Page # 1 of 1

# Bryan Fire Department

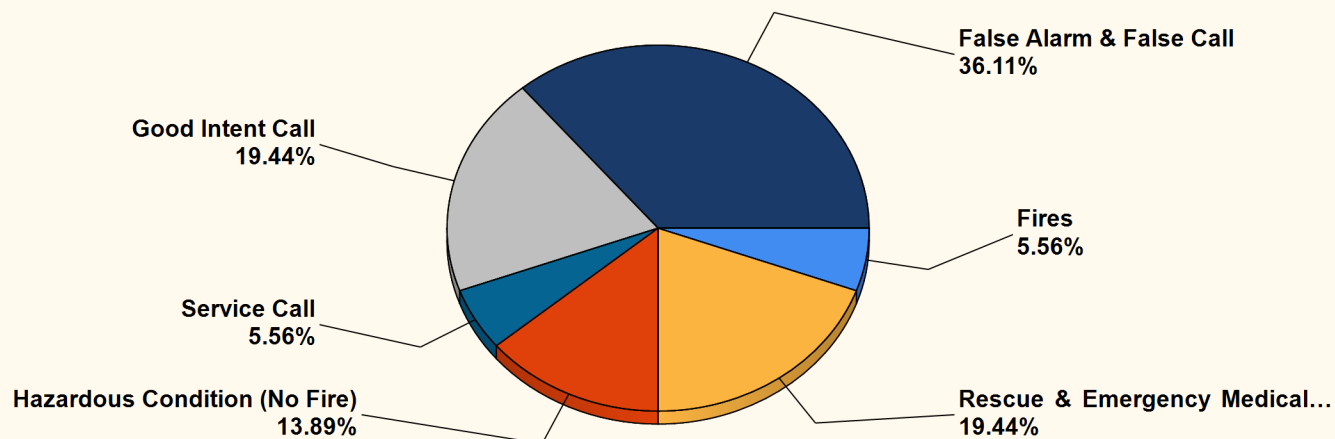
Bryan, OH

This report was generated on 11/3/2021 7:44:34 AM



## Breakdown by Major Incident Types for Date Range

Zone(s): All Zones | Start Date: 10/01/2021 | End Date: 10/31/2021



MAJOR INCIDENT TYPE	# INCIDENTS	% of TOTAL
Fires	2	5.56%
Rescue & Emergency Medical Service	7	19.44%
Hazardous Condition (No Fire)	5	13.89%
Service Call	2	5.56%
Good Intent Call	7	19.44%
False Alarm & False Call	13	36.11%
<b>TOTAL</b>	<b>36</b>	<b>100%</b>

Only REVIEWED and/or LOCKED IMPORTED incidents are included. Summary results for a major incident type are not displayed if the count is zero.



emergencyreporting.com  
Doc Id: 553  
Page # 1 of 2

### Detailed Breakdown by Incident Type

INCIDENT TYPE	# INCIDENTS	% of TOTAL
113 - Cooking fire, confined to container	1	2.78%
160 - Special outside fire, other	1	2.78%
311 - Medical assist, assist EMS crew	3	8.33%
321 - EMS call, excluding vehicle accident with injury	2	5.56%
322 - Motor vehicle accident with injuries	1	2.78%
363 - Swift water rescue	1	2.78%
412 - Gas leak (natural gas or LPG)	2	5.56%
422 - Chemical spill or leak	1	2.78%
424 - Carbon monoxide incident	1	2.78%
440 - Electrical wiring/equipment problem, other	1	2.78%
542 - Animal rescue	1	2.78%
555 - Defective elevator, no occupants	1	2.78%
611 - Dispatched & cancelled en route	2	5.56%
622 - No incident found on arrival at dispatch address	2	5.56%
631 - Authorized controlled burning	1	2.78%
671 - HazMat release investigation w/no HazMat	2	5.56%
733 - Smoke detector activation due to malfunction	4	11.11%
735 - Alarm system sounded due to malfunction	3	8.33%
743 - Smoke detector activation, no fire - unintentional	1	2.78%
744 - Detector activation, no fire - unintentional	1	2.78%
745 - Alarm system activation, no fire - unintentional	2	5.56%
746 - Carbon monoxide detector activation, no CO	2	5.56%
<b>TOTAL INCIDENTS:</b>	<b>36</b>	<b>100%</b>

Only REVIEWED and/or LOCKED IMPORTED incidents are included. Summary results for a major incident type are not displayed if the count is zero.



# Bryan Fire Department

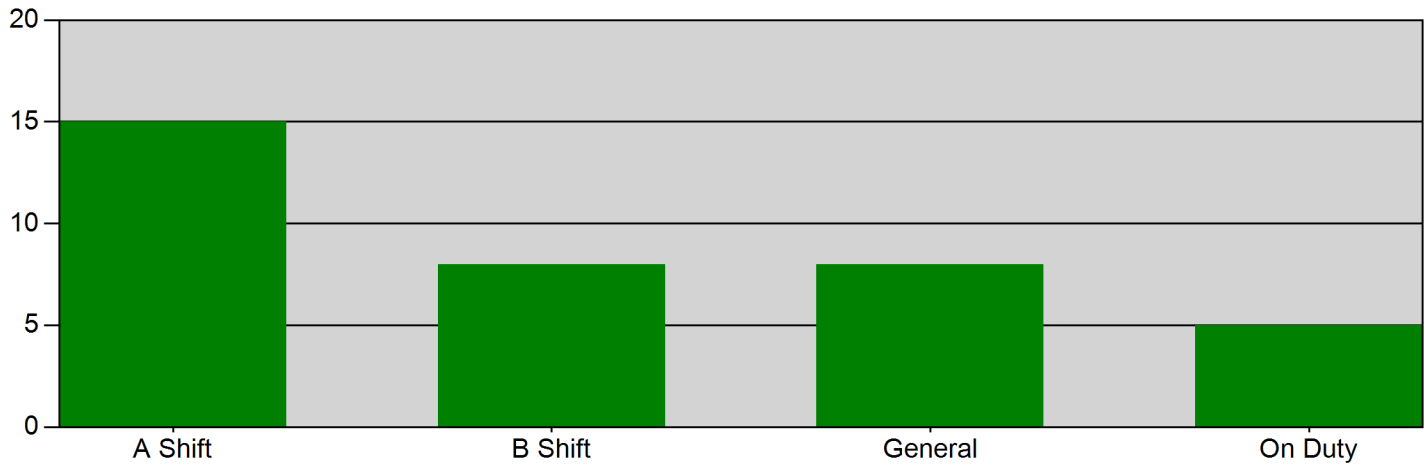
Bryan, OH

This report was generated on 11/3/2021 7:40:59 AM



## Incidents by Shift for Date Range

Start Date: 10/01/2021 | End Date: 10/31/2021



SHIFT	# INCIDENTS
A Shift	15
B Shift	8
General	8
On Duty	5

**TOTAL: 36**

Incidents with multiple EXPOSURES, with distinct stations, may create a slight difference between the report total and total number of actual incidents for the DATE RANGE provided. The totals reflect the # INCIDENTS each STATION was assigned. Only REVIEWED incidents included.



emergencyreporting.com  
Doc Id: 27  
Page # 1 of 1



# Bryan Fire Department

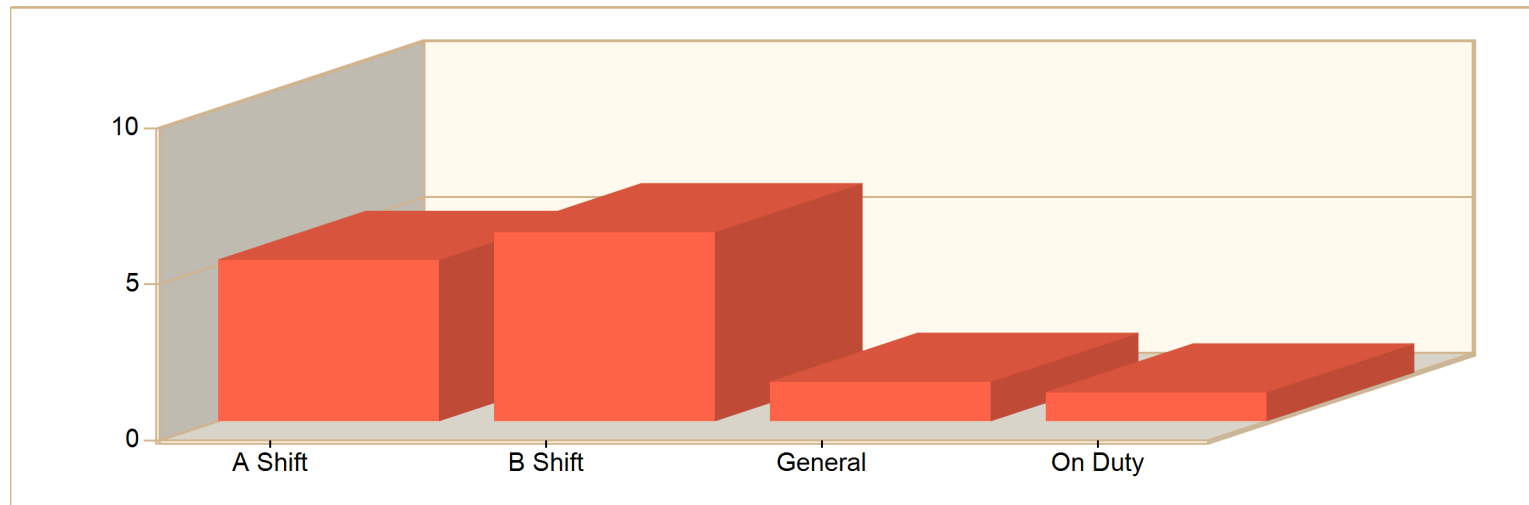
Bryan, OH

This report was generated on 11/3/2021 7:54:05 AM



## Average Turnout Time per Shift for Date Range

Start Date: 10/01/2021 | End Date: 10/31/2021



SHIFT	AVERAGE TURNOUT TIME as MM:SS (Dispatch to Enroute)
A Shift	5:10
B Shift	6:03
General	1:15
On Duty	0:55

Committed time (minutes) is the difference between the DISPATCH and ENROUTE time of Basic Info 4. Only REVIEWED incidents included.



emergencyreporting.com  
Doc Id: 654  
Page # 1 of 1

# Bryan Fire Department

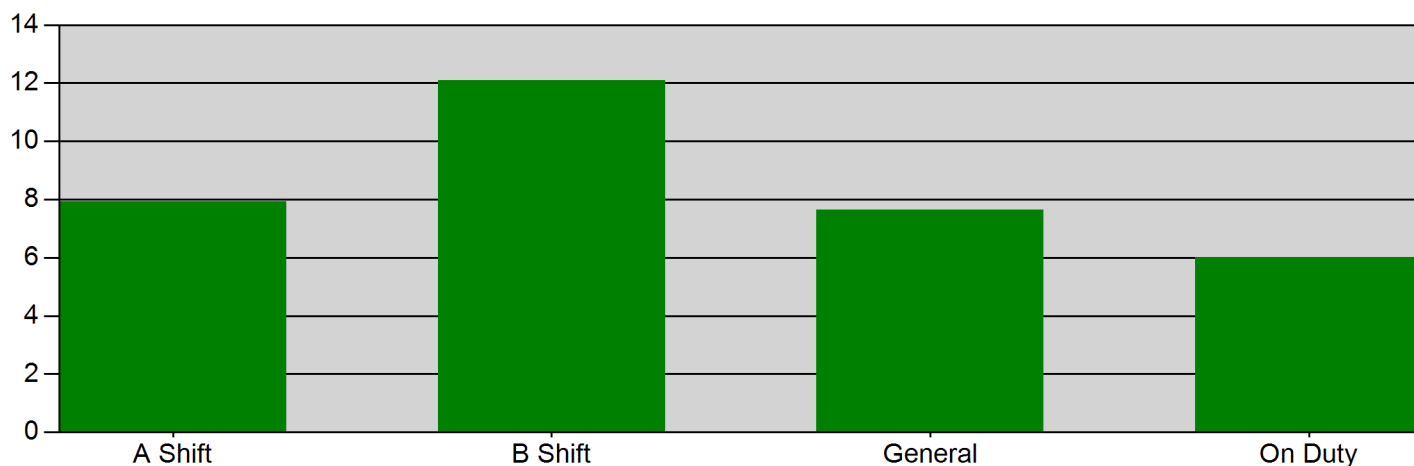
Bryan, OH

This report was generated on 11/3/2021 7:47:50 AM



## Average Response Time per Shift for Response Mode for Date Range

Response Mode to Scene: Lights and Sirens | Start Date: 10/01/2021 | End Date: 10/31/2021



SHIFT	AVERAGE RESPONSE TIME in minutes (Dispatch to Arrived)
A Shift	7.94
B Shift	12.10
General	7.64
On Duty	6.01

Average Response Time calculated from DISPATCH and ARRIVED times. Only REVIEWED Incidents are included.

# Bryan Fire Department

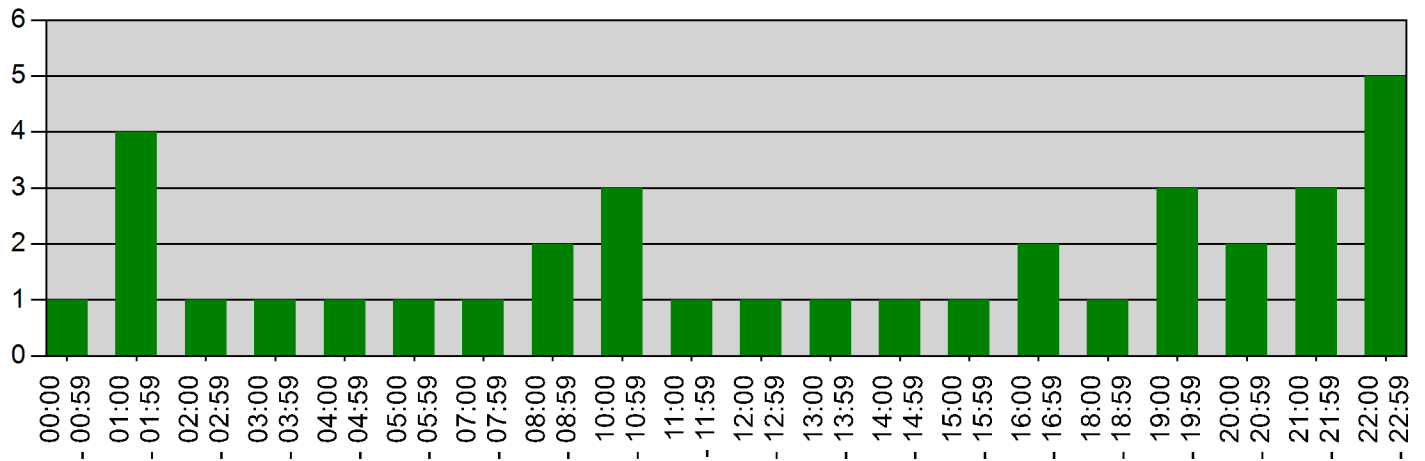
Bryan, OH

This report was generated on 11/3/2021 7:42:07 AM



## Incidents by Hour for Date Range

Start Date: 10/01/2021 | End Date: 10/31/2021



Hour	# of CALLS
00:00 - 00:59	1
01:00 - 01:59	4
02:00 - 02:59	1
03:00 - 03:59	1
04:00 - 04:59	1
05:00 - 05:59	1
07:00 - 07:59	1
08:00 - 08:59	2
10:00 - 10:59	3
11:00 - 11:59	1
12:00 - 12:59	1
13:00 - 13:59	1
14:00 - 14:59	1
15:00 - 15:59	1
16:00 - 16:59	2
18:00 - 18:59	1
19:00 - 19:59	3
20:00 - 20:59	2
21:00 - 21:59	3
22:00 - 22:59	5

Only REVIEWED incidents included



emergencyreporting.com  
Doc Id: 19  
Page # 1 of 1

# Bryan Fire Department

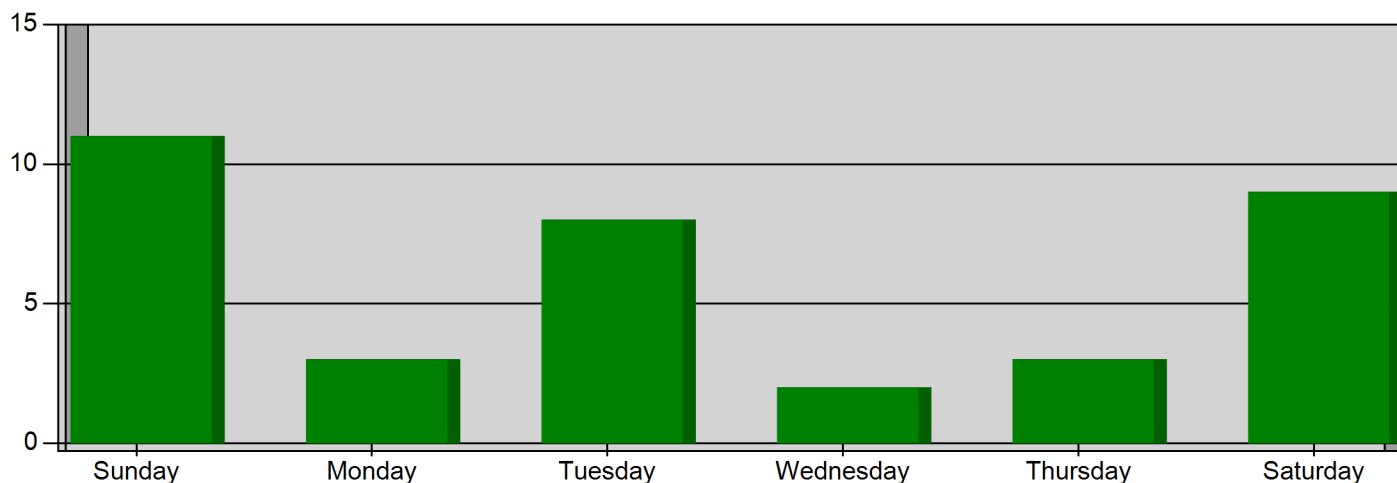
Bryan, OH

This report was generated on 11/3/2021 7:43:11 AM



## Incidents by Day of the Week for Date Range

Start Incident Type: 100 | End Incident Type: 911 | Start Date: 10/01/2021 | End Date: 10/31/2021



DAY OF THE WEEK	# INCIDENTS
Sunday	11
Monday	3
Tuesday	8
Wednesday	2
Thursday	3
Saturday	9

**TOTAL**

**36**

Only Reviewed incidents included.



emergencyreporting.com

Doc Id: 1284

Page # 1 of 1

# Bryan Fire Department

Bryan, OH

This report was generated on 11/3/2021 7:45:44 AM



## Count of Occupancies Inspected per Category Type and Subcategory per Inspection Type for Date Range

Start Date: 10/01/2021 | End Date: 10/31/2021

OCCUPANCY CATEGORY - SUBCATEGORY	COUNT
<b>Mercantile Group M</b>	
Service Stations	
Final Building Acceptance	1
<b>Total Number of Inspections per Category:</b>	<b>1</b>
<b>Residential Detached 1,2 and 3 Family</b>	
Dwelling	
Foster Care/Adoption	1
<b>Total Number of Inspections per Category:</b>	<b>1</b>

Custom Report build. Inspections must be Completed to be counted.



emergencyreporting.com

Doc Id: 1752

Page # 1 of 1

# Bryan Fire Department

Bryan, OH

This report was generated on 11/3/2021 7:47:17 AM



## Non-Personnel Attendance per Event Type for Date Range

Event Categories: All Event Categories | Event Type(s): All Event Types | Start Date: 10/01/2021 | End Date: 10/31/2021

EVENT TYPE	DATE	EVENT NAME	CATEGORY	ATTENDING NON-PERSONNEL	TOTAL
Extinguisher Program					
	10/06/2021	Ohio Art	Public Relations / Education	Adult	61
				<b>Total Non-Personnel for Ohio Art :</b>	<b>61</b>
	10/20/2021	Extinguisher - Hillside	Public Relations / Education	Adult	8
				<b>Total Non-Personnel for Extinguisher - Hillside:</b>	<b>8</b>
	10/20/2021	Extinguisher-Hillside	Public Relations / Education	Adult	32
				<b>Total Non-Personnel for Extinguisher-Hillside:</b>	<b>32</b>
	10/21/2021	Extinguisher-Hillside	Public Relations / Education	Adult	26
				<b>Total Non-Personnel for Extinguisher-Hillside:</b>	<b>26</b>
Public Education					
	10/14/2021	Extinguisher - Tru Fast	Public Relations / Education	Adult	150
				<b>Total Non-Personnel for Extinguisher - Tru Fast:</b>	<b>150</b>
Station Tour					
	10/22/2021	Station Tour	Public Relations / Education		

Only LOCKED Events Included. If an event does not have any Non-Personnel in attendance, then it will not be included on this report.

# Bryan Fire Department

Bryan, OH

This report was generated on 11/3/2021 7:47:17 AM



Children	24
Adult	4
<b>Total Non-Personnel for Station Tour:</b>	<b>28</b>
<b>Grand Non-Personnel Total:</b>	<b>305</b>

Only LOCKED Events Included. If an event does not have any Non-Personnel in attendance, then it will not be included on this report.



# Bryan Fire Department

Bryan, OH

This report was generated on 11/3/2021 7:53:33 AM



**Count of Classes and People by Class Category with Class Hours and Man Hours for Date Range**  
**Passed/Failed: Both Passed and Failed | Start Date: 10/01/2021 | End Date: 10/31/2021**

	CLASS COUNT	TOTAL CLASS HOURS	COUNT OF PEOPLE	TOTAL MAN HOURS
Academy	4	30:00	12	92:00
Firefighter Training	7	12:15	44	79:45
Special Operations Training	9	52:00	28	77:45
<b>GRAND TOTALS:</b>	<b>20</b>	<b>94:15</b>	<b>84</b>	<b>249:30</b>

This report lists the actual count of Reviewed classes and the class hours, and the number of people who attended those classes and the total Man Hours for each Class Category. This report pulls training hours from the Training Code Hours field on the Info Page.