



ACTIVITY REPORT

FOR NOVEMBER 2021

FIRE CHIEF BRUCE R. SIDERS

A Letter from the Chief

It's time to get things ready for the Christmas season. With it comes colder weather and the need to warm our homes. Get your furnaces ready for the heating months. Carbon monoxide is a colorless odorless gas cause from incomplete combustion. If your furnace is not functioning properly, it can give off this deadly gas. Every home should have a Carbon Monoxide detector. Get one and put it up. Your life and your family's life may depend on it.

Although we have not had any bad storms, we can still get them this time of year. We need to prepare our families and ourselves when they do strike. The National Weather Service has some great tips at their website. Check them out at [Weather Safety](#). It is also a good idea to go over your severe weather plan with our families.

Please remember that open burning for waste disposal is illegal. Please be sure to follow the regulations for outside fires. For more information, you can visit our website at <https://www.cityofbryan.com/wp-content/uploads/2020/05/Open-Burning.pdf>, or you can call us at 419-633-6080.

Cooking, heating, electrical, smoking and candles are still the leading causes of home fires. Please be careful when using all of these. Check your smoke detectors regularly to ensure they are working. If they are ten years old or older, it is time to replace them. If you do not know how old your smoke detector is, then the best advice is to go ahead and get a new one. Also, take the time to plan and practice your fire escape plan with your family.

It is also time to start decorating for Christmas. Please be careful with extension cords and plugging in multiple items. The last thing that we want is for you to not have a pleasant Christmas. Please be safe.

Sincerely,

A handwritten signature in black ink that reads "Bruce R. Siders". The signature is written in a cursive style with a large, stylized "B" and "S".

Fire Chief Bruce R. Siders

Bryan Fire Department

Bryan, OH

This report was generated on 12/2/2021 11:46:40 AM



Incident Statistics

Zone(s): All Zones | Start Date: 11/01/2021 | End Date: 11/30/2021

INCIDENT COUNT			
INCIDENT TYPE		# INCIDENTS	
EMS		18	
FIRE		36	
TOTAL		54	
TOTAL TRANSPORTS (N2 and N3)			
APPARATUS	# of APPARATUS TRANSPORTS	# of PATIENT TRANSPORTS	TOTAL # of PATIENT CONTACTS
TOTAL			
PRE-INCIDENT VALUE		LOSSES	
\$2,250.00		\$2,250.00	
CO CHECKS			
736 - CO detector activation due to malfunction		2	
746 - Carbon monoxide detector activation, no CO		1	
TOTAL		3	
MUTUAL AID			
Aid Type		Total	
Aid Given		3	
OVERLAPPING CALLS			
# OVERLAPPING		% OVERLAPPING	
2		3.7	
LIGHTS AND SIREN - AVERAGE RESPONSE TIME (Dispatch to Arrival)			
Station	EMS	FIRE	
Bryan Fire Department	0:05:34	0:08:21	
AVERAGE FOR ALL CALLS		0:06:23	
LIGHTS AND SIREN - AVERAGE TURNOUT TIME (Dispatch to Enroute)			
Station	EMS	FIRE	
Bryan Fire Department	0:02:14	0:02:48	
AVERAGE FOR ALL CALLS		0:02:21	
AGENCY		AVERAGE TIME ON SCENE (MM:SS)	
Bryan Fire Department		23:12	

Only Reviewed Incidents included. EMS for Incident counts includes only 300 to 399 Incident Types. All other incident types are counted as FIRE. CO Checks only includes Incident Types: 424, 736 and 734. # Apparatus Transports = # of incidents where apparatus transported. # Patient Transports = All patients transported by EMS. # Patient Contacts = # of PCR contacted by apparatus. This report now returns both NEMSIS 2 & 3 data as appropriate. For overlapping calls that span over multiple days, total per month will not equal Total count for year.

Bryan Fire Department

Bryan, OH

This report was generated on 12/2/2021 11:46:17 AM



Count of Occupancies Inspected per Category Type and Subcategory per Inspection Type for Date Range

Start Date: 11/01/2021 | End Date: 11/30/2021

OCCUPANCY CATEGORY - SUBCATEGORY		COUNT
Business Group B		
Business		
Annual		1
Office		
Annual		1
Total Number of Inspections per Category:		2
Educational Group E		
Daycare with more than 5 children age 2.5 or older Group E		
Annual		1
Total Number of Inspections per Category:		1

Custom Report build. Inspections must be Completed to be counted.



emergencyreporting.com

Doc Id: 1752

Page # 1 of 1

Bryan Fire Department

Bryan, OH

This report was generated on 12/2/2021 11:47:01 AM



Non-Personnel Attendance per Event Type for Date Range

Event Categories: All Event Categories | Event Type(s): All Event Types | Start Date: 11/01/2021 | End Date: 11/30/2021

EVENT TYPE	DATE	EVENT NAME	CATEGORY	ATTENDING NON-PERSONNEL	TOTAL
Public Education					
	11/01/2021	Extinguisher - County	Public Relations / Education	Adult	30
				Total Non-Personnel for Extinguisher - County:	30
	11/03/2021	Extinguisher - People Works	Public Relations / Education	Adult	20
				Total Non-Personnel for Extinguisher - People Works:	20
	11/10/2021	Extinguisher - County	Public Relations / Education	Adult	30
				Total Non-Personnel for Extinguisher - County:	30
	11/12/2021	Extinguisher - Tru Fast	Public Relations / Education	Adult	80
				Total Non-Personnel for Extinguisher - Tru Fast:	80
	11/15/2021	Extinguisher - County	Public Relations / Education	Adult	19
				Total Non-Personnel for Extinguisher - County:	19
				Grand Non-Personnel Total:	179

Only LOCKED Events Included. If an event does not have any Non-Personnel in attendance, then it will not be included on this report.



Bryan Fire Department

Bryan, OH

This report was generated on 12/2/2021 11:48:31 AM



Count of Classes and People by Class Category with Class Hours and Man Hours for Date Range Passed/Failed: Both Passed and Failed | Start Date: 11/01/2021 | End Date: 11/30/2021

	CLASS COUNT	TOTAL CLASS HOURS	COUNT OF PEOPLE	TOTAL MAN HOURS
Academy	4	21:15	16	77:00
EMS	5	8:30	30	50:00
Fire Officer Training	3	19:00	3	19:00
Firefighter Training	3	4:00	19	24:30
Special Operations Training	2	3:00	9	13:30
GRAND TOTALS:	17	55:45	77	184:00

This report lists the actual count of Reviewed classes and the class hours, and the number of people who attended those classes and the total Man Hours for each Class Category. This report pulls training hours from the Training Code Hours field on the Info Page.

Bryan Fire Department

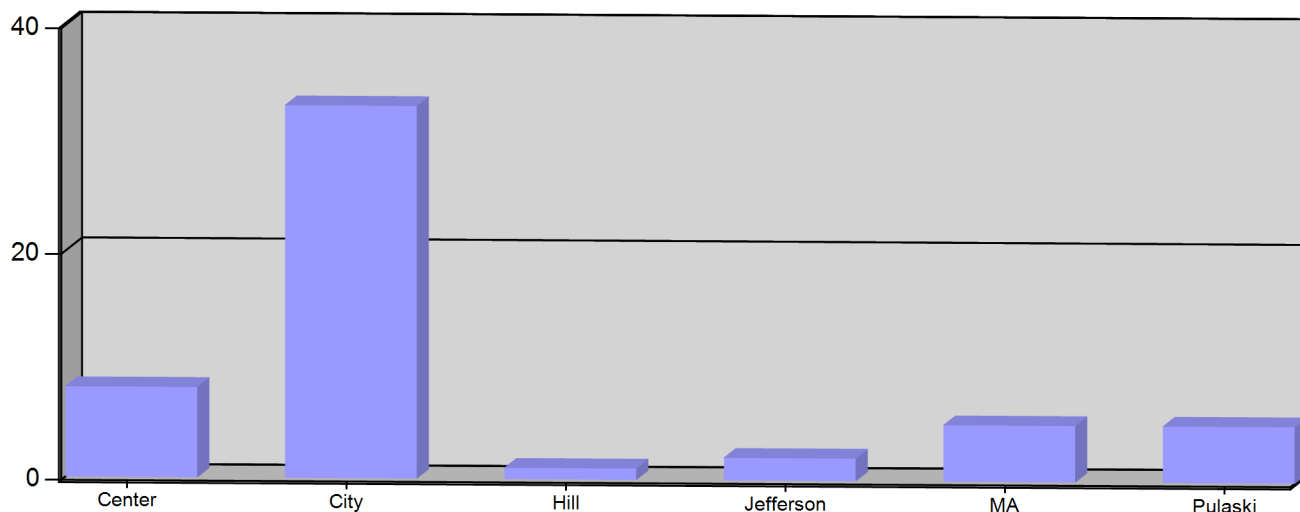
Bryan, OH

This report was generated on 12/2/2021 11:45:20 AM



Incident Count per Zone for Date Range

Start Date: 11/01/2021 | End Date: 11/30/2021



ZONE	# INCIDENTS
Center - Center Twp	8
City - Bryan	33
Hill - Hillside	1
Jefferson - Jefferson Twp	2
MA - Mutual Aid	5
Pulaski - Pulaski Twp	5
TOTAL:	54

Zone information is defined on the Basic Info 3 screen of an incident. Only REVIEWED incidents included. Archived Zones cannot be unarchived.



emergencyreporting.com

Doc Id: 270

Page # 1 of 1

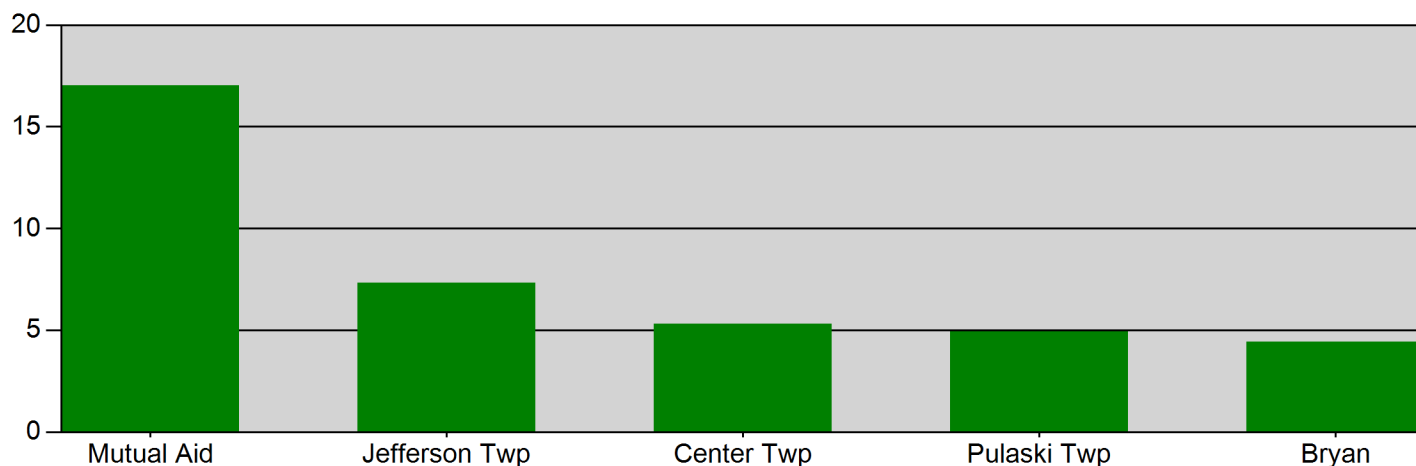
Bryan Fire Department

Bryan, OH

This report was generated on 12/2/2021 11:48:02 AM



Response Mode: Lights and Sirens | Start Date: 11/01/2021 | End Date: 11/30/2021



Zone	AVERAGE RESPONSE TIME (in minutes)
Mutual Aid	17.03
Jefferson Twp	7.34
Center Twp	5.32
Pulaski Twp	4.95
Bryan	4.43

Only REVIEWED incidents included. Response Time is Dispatched to Arrived. Includes all apparatus with arrival times. Excludes "Cancelled" apparatus.



Bryan Fire Department

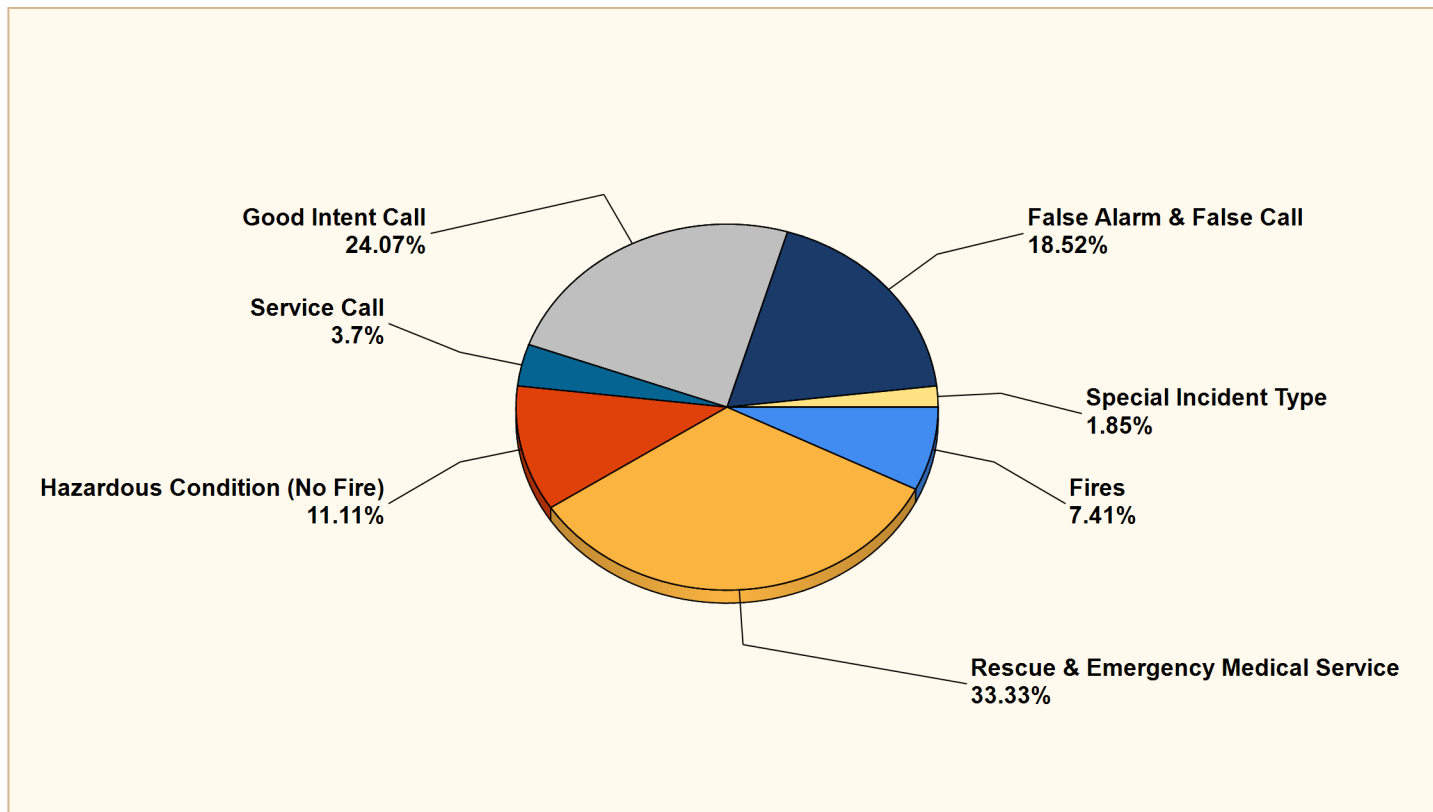
Bryan, OH

This report was generated on 12/2/2021 11:45:46 AM



Breakdown by Major Incident Types for Date Range

Zone(s): All Zones | Start Date: 11/01/2021 | End Date: 11/30/2021



MAJOR INCIDENT TYPE	# INCIDENTS	% of TOTAL
Fires	4	7.41%
Rescue & Emergency Medical Service	18	33.33%
Hazardous Condition (No Fire)	6	11.11%
Service Call	2	3.7%
Good Intent Call	13	24.07%
False Alarm & False Call	10	18.52%
Special Incident Type	1	1.85%
TOTAL	54	100%

Only REVIEWED and/or LOCKED IMPORTED incidents are included. Summary results for a major incident type are not displayed if the count is zero.



Detailed Breakdown by Incident Type

INCIDENT TYPE	# INCIDENTS	% of TOTAL
111 - Building fire	3	5.56%
131 - Passenger vehicle fire	1	1.85%
311 - Medical assist, assist EMS crew	7	12.96%
321 - EMS call, excluding vehicle accident with injury	1	1.85%
322 - Motor vehicle accident with injuries	7	12.96%
352 - Extrication of victim(s) from vehicle	3	5.56%
411 - Gasoline or other flammable liquid spill	3	5.56%
412 - Gas leak (natural gas or LPG)	1	1.85%
420 - Toxic condition, other	1	1.85%
463 - Vehicle accident, general cleanup	1	1.85%
561 - Unauthorized burning	1	1.85%
571 - Cover assignment, standby, moveup	1	1.85%
611 - Dispatched & cancelled en route	6	11.11%
622 - No incident found on arrival at dispatch address	1	1.85%
631 - Authorized controlled burning	2	3.7%
653 - Smoke from barbecue, tar kettle	1	1.85%
671 - HazMat release investigation w/no HazMat	3	5.56%
731 - Sprinkler activation due to malfunction	1	1.85%
735 - Alarm system sounded due to malfunction	2	3.7%
736 - CO detector activation due to malfunction	2	3.7%
740 - Unintentional transmission of alarm, other	1	1.85%
744 - Detector activation, no fire - unintentional	1	1.85%
745 - Alarm system activation, no fire - unintentional	2	3.7%
746 - Carbon monoxide detector activation, no CO	1	1.85%
911 - Citizen complaint	1	1.85%
TOTAL INCIDENTS:	54	100%

Only REVIEWED and/or LOCKED IMPORTED incidents are included. Summary results for a major incident type are not displayed if the count is zero.



Bryan Fire Department

Bryan, OH

This report was generated on 12/2/2021 11:42:33 AM



Incidents by Shift for Date Range

Start Date: 11/01/2021 | End Date: 11/30/2021



SHIFT	# INCIDENTS
40 hour / Admin	3
A Shift	12
B Shift	6
General	20
On Duty	13

TOTAL: 54

Incidents with multiple EXPOSURES, with distinct stations, may create a slight difference between the report total and total number of actual incidents for the DATE RANGE provided. The totals reflect the # INCIDENTS each STATION was assigned. Only REVIEWED incidents included.



Bryan Fire Department

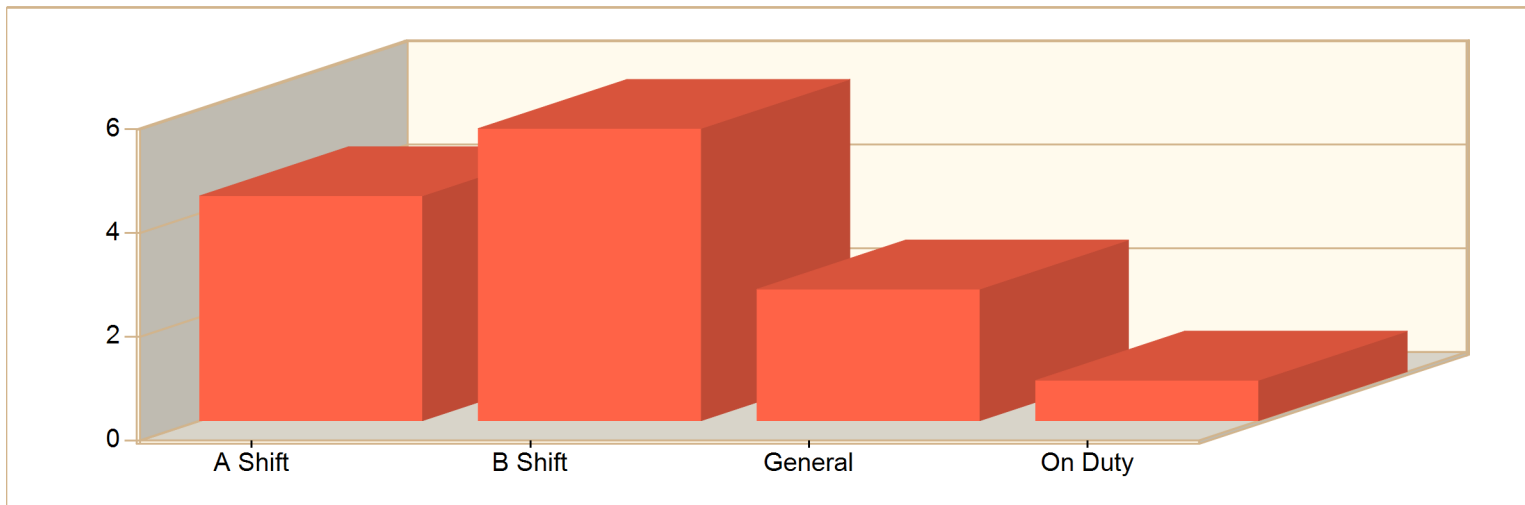
Bryan, OH

This report was generated on 12/2/2021 11:54:04 AM



Average Turnout Time per Shift for Date Range

Start Date: 11/01/2021 | End Date: 11/30/2021



SHIFT	AVERAGE TURNOUT TIME as MM:SS (Dispatch to Enroute)
A Shift	4:20
B Shift	5:38
General	2:32
On Duty	0:47

Committed time (minutes) is the difference between the DISPATCH and ENROUTE time of Basic Info 4. Only REVIEWED incidents included.



Bryan Fire Department

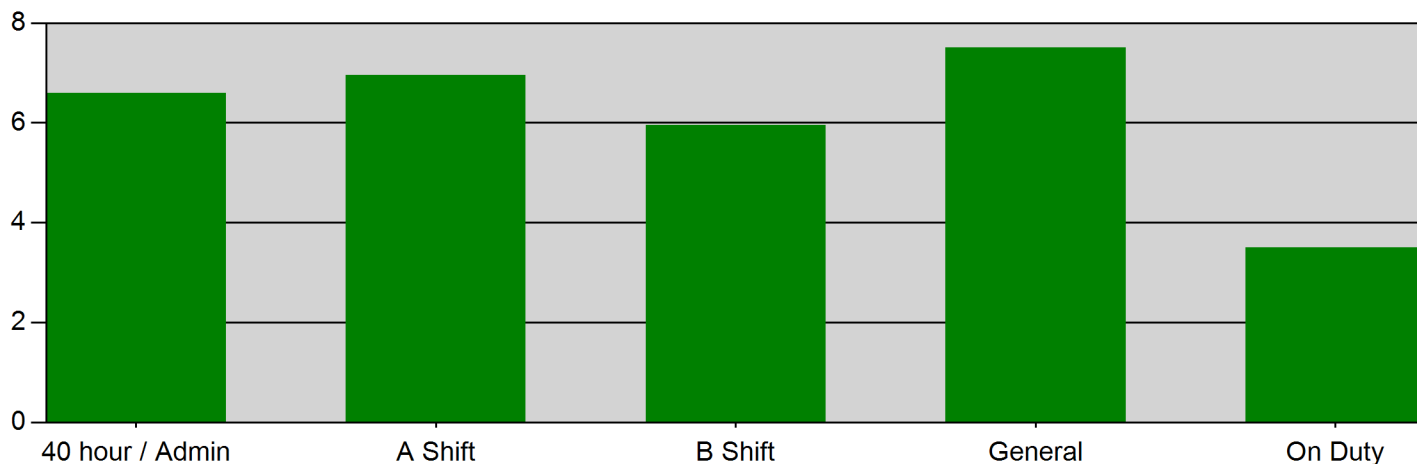
Bryan, OH

This report was generated on 12/2/2021 11:47:24 AM



Average Response Time per Shift for Response Mode for Date Range

Response Mode to Scene: Lights and Sirens | Start Date: 11/01/2021 | End Date: 11/30/2021



SHIFT	AVERAGE RESPONSE TIME in minutes (Dispatch to Arrived)
40 hour / Admin	6.59
A Shift	6.95
B Shift	5.96
General	7.51
On Duty	3.50

Average Response Time calculated from DISPATCH and ARRIVED times. Only REVIEWED Incidents are included.



emergencyreporting.com

Doc Id: 52

Page # 1 of 1

Bryan Fire Department

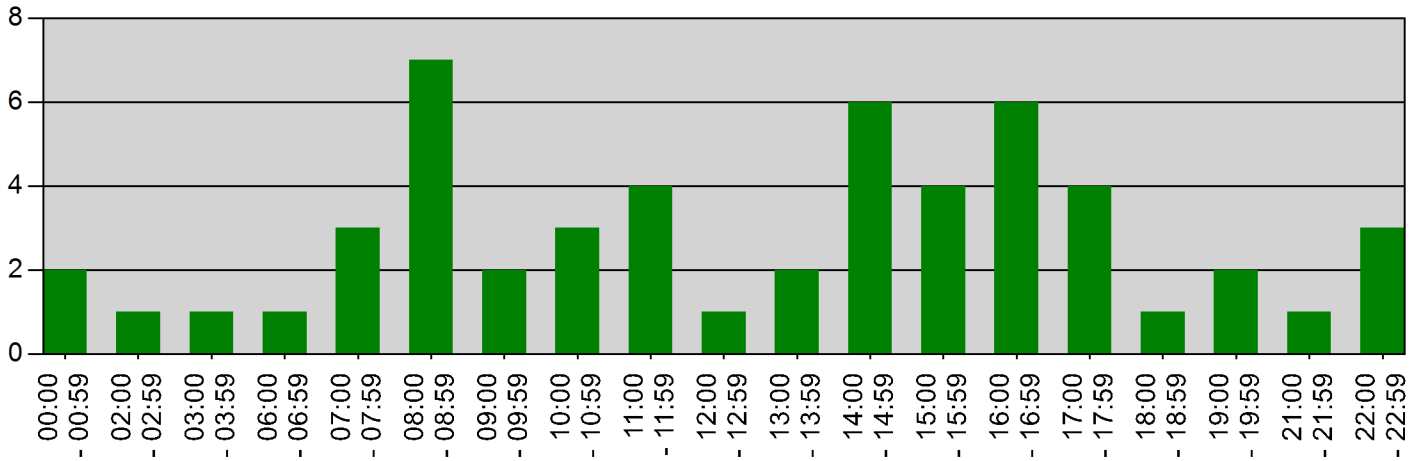
Bryan, OH

This report was generated on 12/2/2021 11:44:01 AM



Incidents by Hour for Date Range

Start Date: 11/01/2021 | End Date: 11/30/2021



HOUR	# of CALLS
00:00 - 00:59	2
02:00 - 02:59	1
03:00 - 03:59	1
06:00 - 06:59	1
07:00 - 07:59	3
08:00 - 08:59	7
09:00 - 09:59	2
10:00 - 10:59	3
11:00 - 11:59	4
12:00 - 12:59	1
13:00 - 13:59	2
14:00 - 14:59	6
15:00 - 15:59	4
16:00 - 16:59	6
17:00 - 17:59	4
18:00 - 18:59	1
19:00 - 19:59	2
21:00 - 21:59	1
22:00 - 22:59	3

Only REVIEWED incidents included



Bryan Fire Department

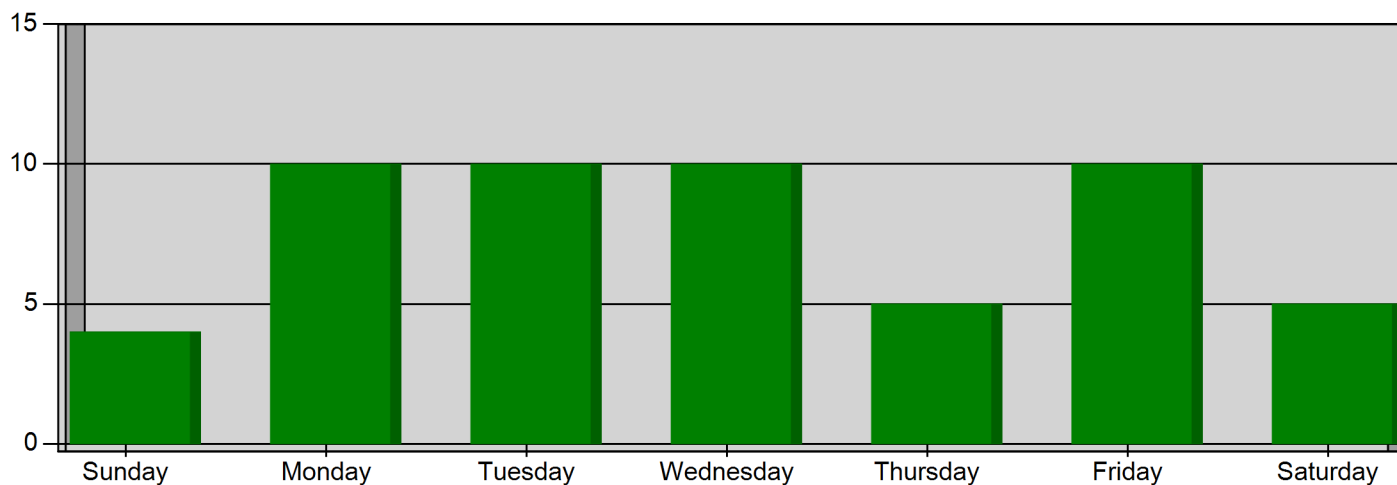
Bryan, OH

This report was generated on 12/2/2021 11:44:45 AM



Incidents by Day of the Week for Date Range

Start Incident Type: 100 | End Incident Type: 911 | Start Date: 11/01/2021 | End Date: 11/30/2021



DAY OF THE WEEK	# INCIDENTS
Sunday	4
Monday	10
Tuesday	10
Wednesday	10
Thursday	5
Friday	10
Saturday	5

TOTAL

54

Only Reviewed incidents included.



emergencyreporting.com

Doc Id: 1284

Page # 1 of 1