



ACTIVITY REPORT

FOR DECEMBER 2021

FIRE CHIEF DOUGLAS A. POOL

A Letter from the Chief

As we begin the year, we start a new chapter with changes to our roster. Congratulations to Retired Fire Chief Bruce R Siders. We thank him for servicing the Bryan Fire Department since 1980. With my promotion to Fire Chief, my previous position of Assistant Fire Chief is currently open.

The winter weather is here and weather conditions can change quickly. Ice build-up on roads and sidewalks can be nearly invisible creating hazardous condition whether driving or walking. Falling snow can quickly change driving conditions. Slow down, accelerate and decelerate slowly. Increase your following distance. The National Weather Service has some great tips at their website. Check them out at [Weather Safety](#). Please drive safely.

Please ensure that exits remain passible after a new snowfall. Consider adopting a fire hydrant near you. Shoveling snow away from a fire hydrant keeps the hydrant ready for emergencies saving the fire department valuable time.

I look forward to continuing to serve in my new role as Fire Chief.

Sincerely,

A handwritten signature in black ink, appearing to read "D. A. Pool". The signature is stylized with a large, looped "D" and "P".

Fire Chief Douglas A Pool

Bryan Fire Department

Bryan, OH

This report was generated on 1/5/2022 9:46:51 AM



Incident Statistics

Zone(s): All Zones | Start Date: 12/01/2021 | End Date: 12/31/2021

INCIDENT COUNT			
INCIDENT TYPE		# INCIDENTS	
EMS		26	
FIRE		26	
TOTAL		52	
TOTAL TRANSPORTS (N2 and N3)			
APPARATUS	# of APPARATUS TRANSPORTS	# of PATIENT TRANSPORTS	TOTAL # of PATIENT CONTACTS
TOTAL			
PRE-INCIDENT VALUE		LOSSES	
\$917,000.00		\$550.00	
CO CHECKS			
TOTAL			
MUTUAL AID			
Aid Type		Total	
Aid Given		1	
Aid Received		2	
OVERLAPPING CALLS			
# OVERLAPPING		% OVERLAPPING	
8		15.38	
LIGHTS AND SIREN - AVERAGE RESPONSE TIME (Dispatch to Arrival)			
Station	EMS	FIRE	
Bryan Fire Department	0:05:40	0:07:43	
AVERAGE FOR ALL CALLS		0:07:09	
LIGHTS AND SIREN - AVERAGE TURNOUT TIME (Dispatch to Enroute)			
Station	EMS	FIRE	
Bryan Fire Department	0:01:54	0:03:07	
AVERAGE FOR ALL CALLS		0:02:56	
AGENCY		AVERAGE TIME ON SCENE (MM:SS)	
Bryan Fire Department		16:44	

Only Reviewed Incidents included. EMS for Incident counts includes only 300 to 399 Incident Types. All other incident types are counted as FIRE. CO Checks only includes Incident Types: 424, 736 and 734. # Apparatus Transports = # of incidents where apparatus transported. # Patient Transports = All patients transported by EMS. # Patient Contacts = # of PCR contacted by apparatus. This report now returns both NEMSIS 2 & 3 data as appropriate. For overlapping calls that span over multiple days, total per month will not equal Total count for year.

Bryan Fire Department

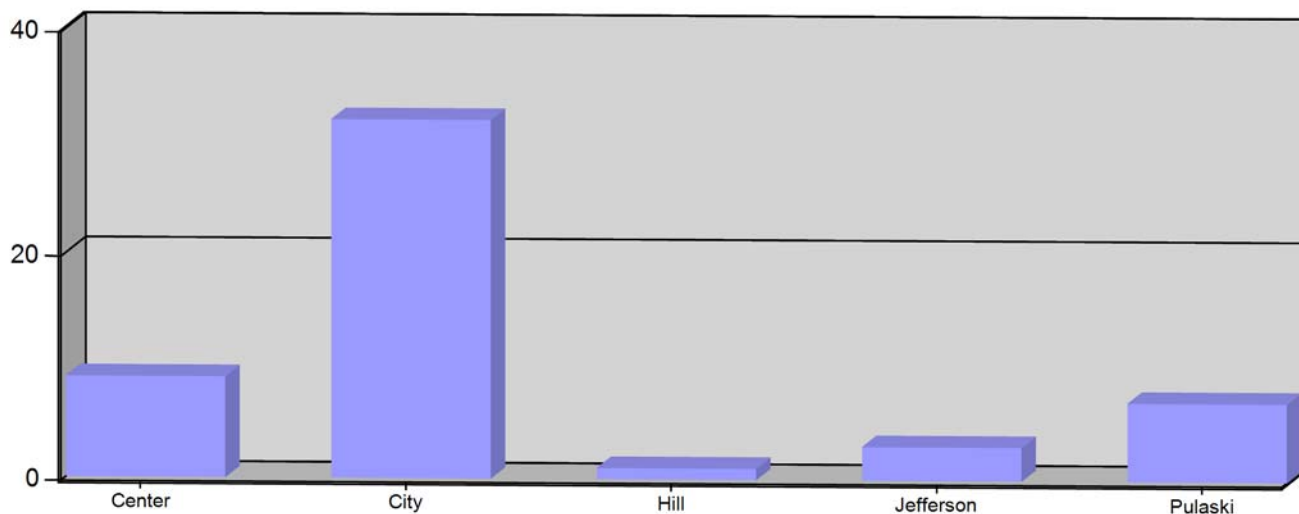
Bryan, OH

This report was generated on 1/5/2022 9:45:02 AM



Incident Count per Zone for Date Range

Start Date: 12/01/2021 | End Date: 12/31/2021



ZONE	# INCIDENTS
Center - Center Twp	9
City - Bryan	32
Hill - Hillside	1
Jefferson - Jefferson Twp	3
Pulaski - Pulaski Twp	7
TOTAL:	52

Zone information is defined on the Basic Info 3 screen of an incident. Only REVIEWED incidents included. Archived Zones cannot be unarchived.



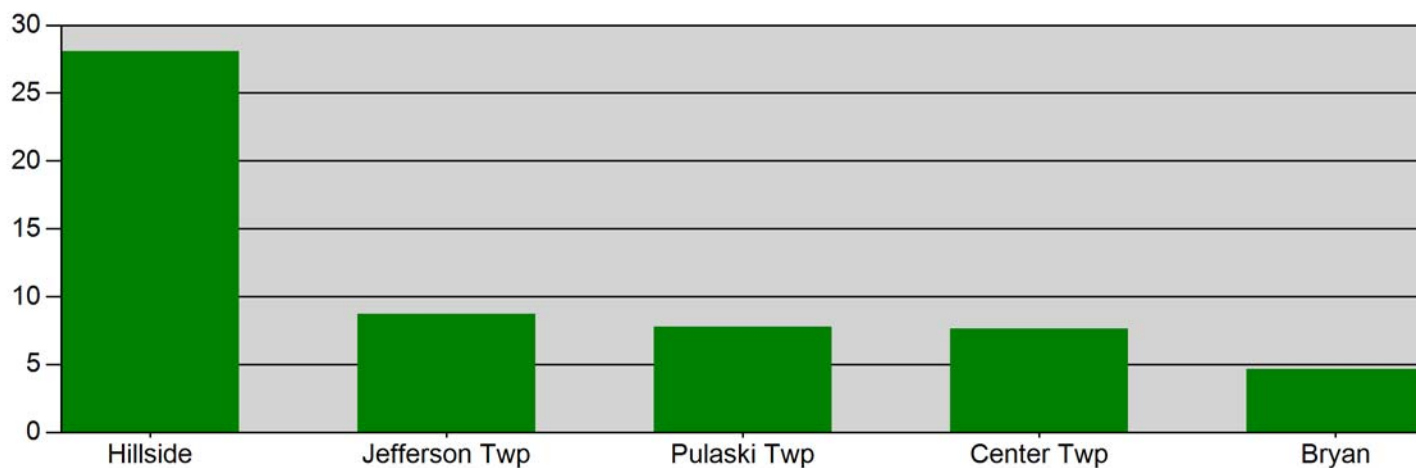
Bryan Fire Department

Bryan, OH

This report was generated on 1/5/2022 9:48:57 AM



Response Mode: Lights and Sirens | Start Date: 12/01/2021 | End Date: 12/31/2021



Zone	AVERAGE RESPONSE TIME (in minutes)
Hillside	28.08
Jefferson Twp	8.76
Pulaski Twp	7.81
Center Twp	7.65
Bryan	4.68

Only REVIEWED incidents included. Response Time is Dispatched to Arrived. Includes all apparatus with arrival times. Excludes "Cancelled" apparatus.



emergencyreporting.com
Doc Id: 342
Page # 1 of 1

Bryan Fire Department

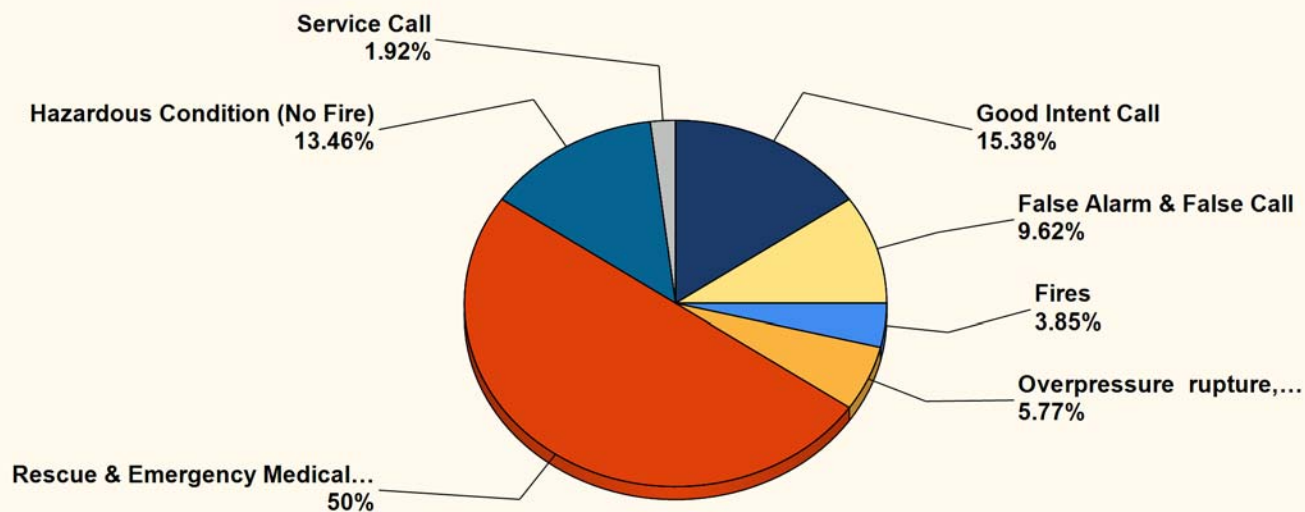
Bryan, OH

This report was generated on 1/5/2022 9:45:51 AM



Breakdown by Major Incident Types for Date Range

Zone(s): All Zones | Start Date: 12/01/2021 | End Date: 12/31/2021



MAJOR INCIDENT TYPE	# INCIDENTS	% of TOTAL
Fires	2	3.85%
Overpressure rupture, explosion, overheating - no fire	3	5.77%
Rescue & Emergency Medical Service	26	50%
Hazardous Condition (No Fire)	7	13.46%
Service Call	1	1.92%
Good Intent Call	8	15.38%
False Alarm & False Call	5	9.62%
TOTAL	52	100%

Only REVIEWED and/or LOCKED IMPORTED incidents are included. Summary results for a major incident type are not displayed if the count is zero.



emergencyreporting.com
Doc Id: 553
Page # 1 of 2

Detailed Breakdown by Incident Type

INCIDENT TYPE	# INCIDENTS	% of TOTAL
111 - Building fire	1	1.92%
162 - Outside equipment fire	1	1.92%
251 - Excessive heat, scorch burns with no ignition	3	5.77%
311 - Medical assist, assist EMS crew	13	25%
320 - Emergency medical service, other	1	1.92%
321 - EMS call, excluding vehicle accident with injury	2	3.85%
322 - Motor vehicle accident with injuries	8	15.38%
324 - Motor vehicle accident with no injuries.	1	1.92%
360 - Water & ice-related rescue, other	1	1.92%
400 - Hazardous condition, other	1	1.92%
411 - Gasoline or other flammable liquid spill	1	1.92%
412 - Gas leak (natural gas or LPG)	1	1.92%
413 - Oil or other combustible liquid spill	1	1.92%
440 - Electrical wiring/equipment problem, other	1	1.92%
441 - Heat from short circuit (wiring), defective/worn	1	1.92%
444 - Power line down	1	1.92%
553 - Public service	1	1.92%
611 - Dispatched & cancelled en route	4	7.69%
622 - No incident found on arrival at dispatch address	1	1.92%
651 - Smoke scare, odor of smoke	2	3.85%
671 - HazMat release investigation w/no HazMat	1	1.92%
710 - Malicious, mischievous false call, other	1	1.92%
733 - Smoke detector activation due to malfunction	1	1.92%
743 - Smoke detector activation, no fire - unintentional	2	3.85%
745 - Alarm system activation, no fire - unintentional	1	1.92%
TOTAL INCIDENTS:	52	100%

Only REVIEWED and/or LOCKED IMPORTED incidents are included. Summary results for a major incident type are not displayed if the count is zero.



Bryan Fire Department

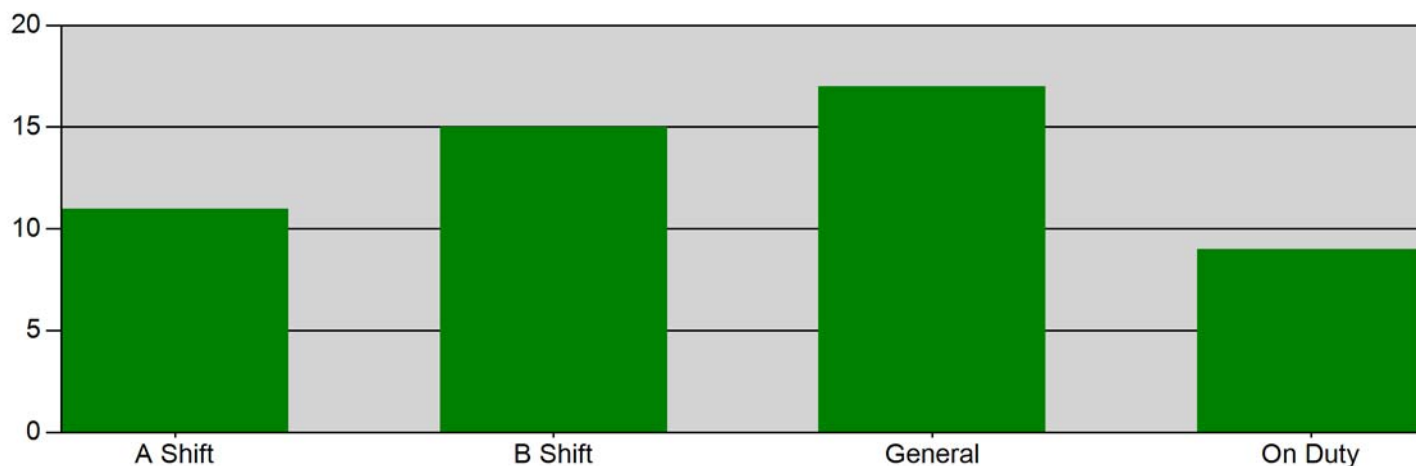
Bryan, OH

This report was generated on 1/5/2022 9:42:35 AM



Incidents by Shift for Date Range

Start Date: 12/01/2021 | End Date: 12/31/2021



SHIFT	# INCIDENTS
A Shift	11
B Shift	15
General	17
On Duty	9

TOTAL: 52

Incidents with multiple EXPOSURES, with distinct stations, may create a slight difference between the report total and total number of actual incidents for the DATE RANGE provided. The totals reflect the # INCIDENTS each STATION was assigned. Only REVIEWED incidents included.



emergencyreporting.com
Doc Id: 27
Page # 1 of 1

Bryan Fire Department

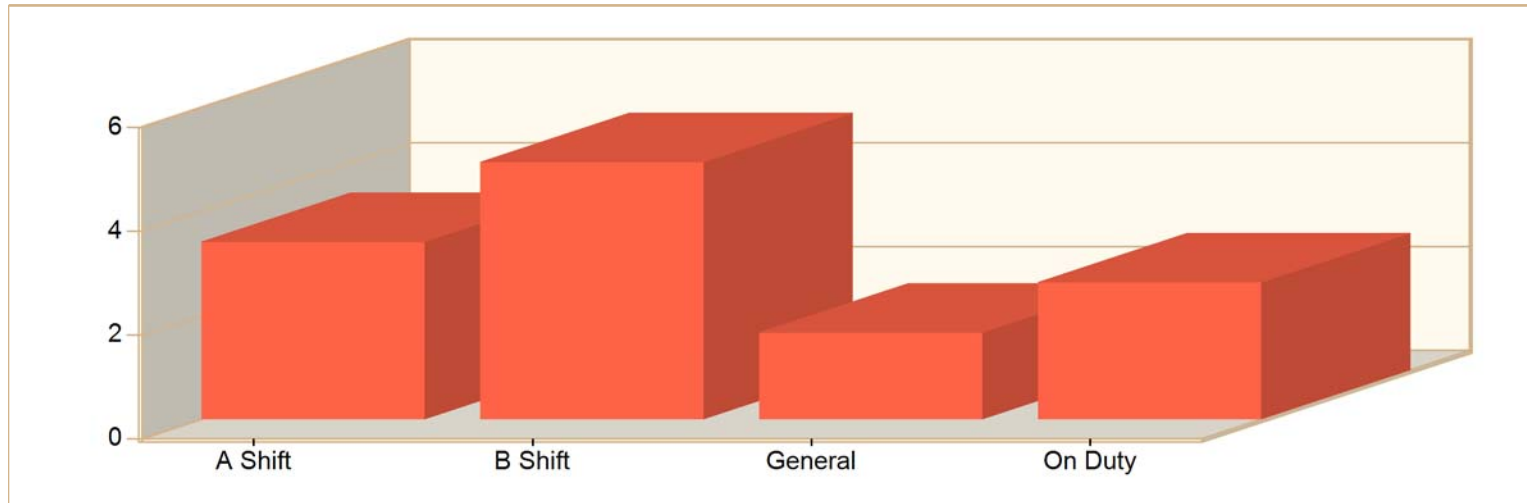
Bryan, OH

This report was generated on 1/5/2022 9:49:54 AM



Average Turnout Time per Shift for Date Range

Start Date: 12/01/2021 | End Date: 12/31/2021



SHIFT	AVERAGE TURNOUT TIME as MM:SS (Dispatch to Enroute)
A Shift	3:25
B Shift	4:58
General	1:40
On Duty	2:39

Committed time (minutes) is the difference between the DISPATCH and ENROUTE time of Basic Info 4. Only REVIEWED incidents included.



emergencyreporting.com
Doc Id: 654
Page # 1 of 1

Bryan Fire Department

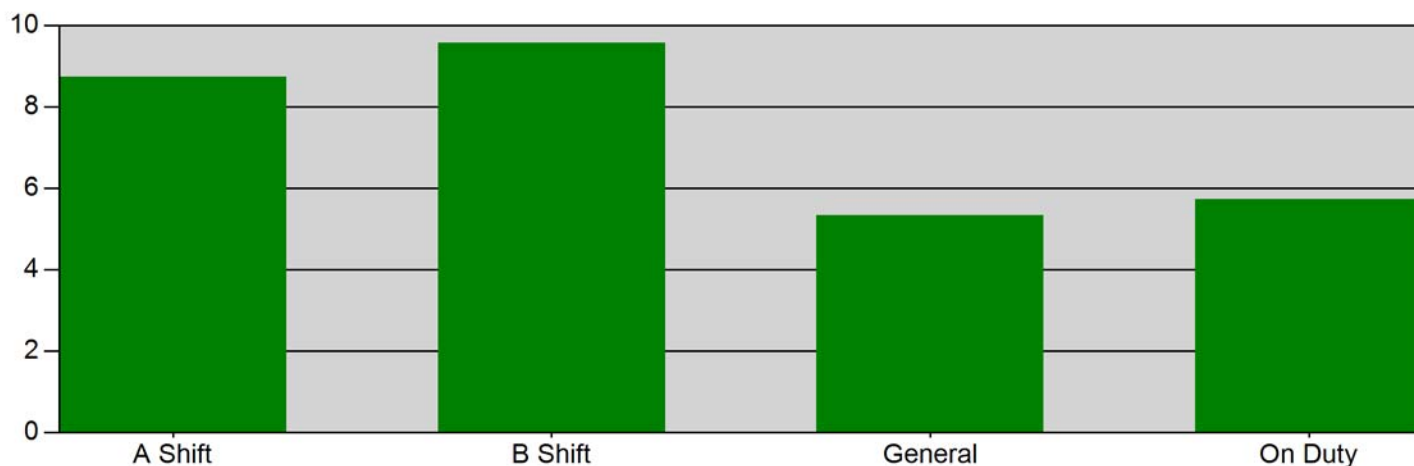
Bryan, OH

This report was generated on 1/5/2022 9:48:13 AM



Average Response Time per Shift for Response Mode for Date Range

Response Mode to Scene: Lights and Sirens | Start Date: 12/01/2021 | End Date: 12/31/2021



SHIFT	AVERAGE RESPONSE TIME in minutes (Dispatch to Arrived)
A Shift	8.73
B Shift	9.57
General	5.34
On Duty	5.73

Average Response Time calculated from DISPATCH and ARRIVED times. Only REVIEWED Incidents are included.

Bryan Fire Department

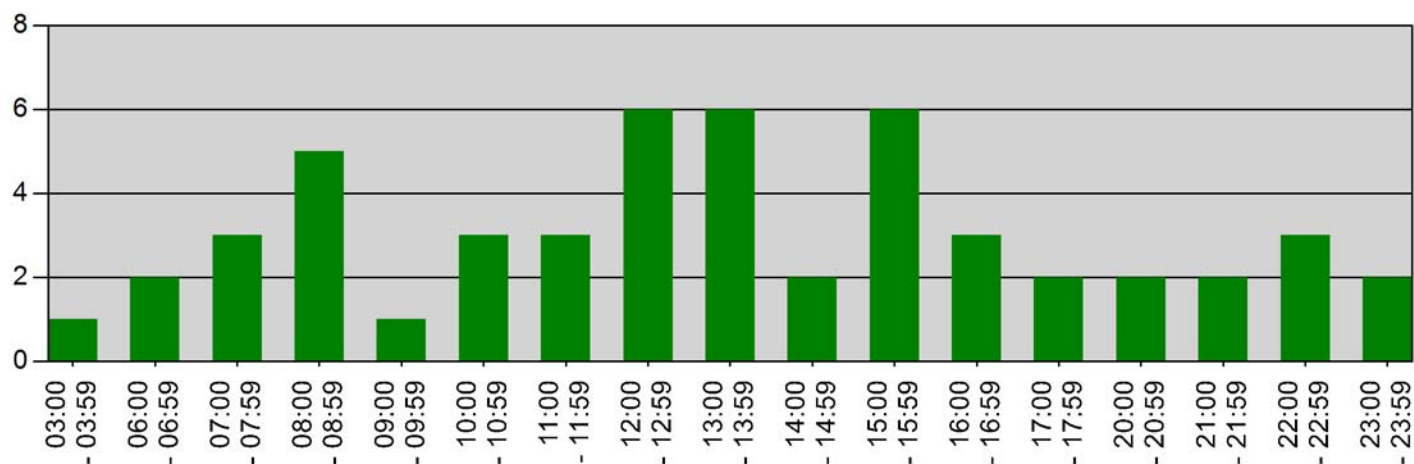
Bryan, OH

This report was generated on 1/5/2022 9:43:18 AM



Incidents by Hour for Date Range

Start Date: 12/01/2021 | End Date: 12/31/2021



HOURL	# of CALLS
03:00 - 03:59	1
06:00 - 06:59	2
07:00 - 07:59	3
08:00 - 08:59	5
09:00 - 09:59	1
10:00 - 10:59	3
11:00 - 11:59	3
12:00 - 12:59	6
13:00 - 13:59	6
14:00 - 14:59	2
15:00 - 15:59	6
16:00 - 16:59	3
17:00 - 17:59	2
20:00 - 20:59	2
21:00 - 21:59	2
22:00 - 22:59	3
23:00 - 23:59	2

Only REVIEWED incidents included



emergencyreporting.com
Doc Id: 19
Page # 1 of 1

Bryan Fire Department

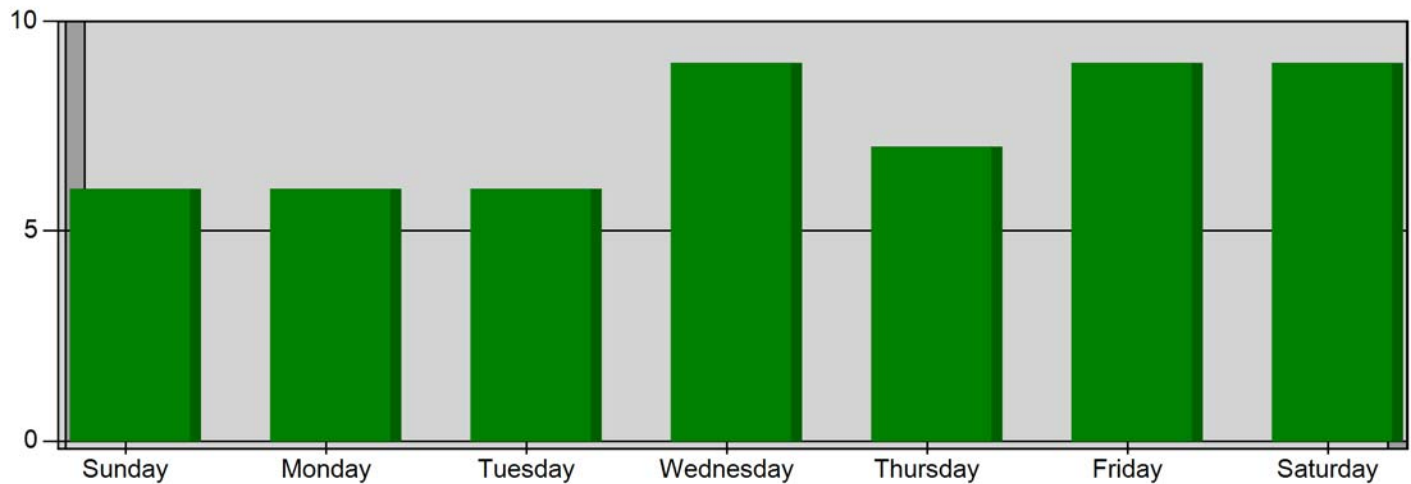
Bryan, OH

This report was generated on 1/5/2022 9:44:12 AM



Incidents by Day of the Week for Date Range

Start Incident Type: 100 | End Incident Type: 911 | Start Date: 12/01/2021 | End Date: 12/31/2021



DAY OF THE WEEK	# INCIDENTS
Sunday	6
Monday	6
Tuesday	6
Wednesday	9
Thursday	7
Friday	9
Saturday	9
TOTAL	52

Only Reviewed incidents included.



emergencyreporting.com

Doc Id: 1284

Page # 1 of 1

Bryan Fire Department

Bryan, OH

This report was generated on 1/5/2022 9:46:22 AM



Count of Occupancies Inspected per Category Type and Subcategory per Inspection Type for Date Range

Start Date: 12/01/2021 | End Date: 12/31/2021

OCCUPANCY CATEGORY - SUBCATEGORY		COUNT
Business Group B		
Office		
Annual		1
Total Number of Inspections per Category:		1
Factory Industrial Group F		
F2 Low-hazard		
Fire Protection \ Alarm System Test		1
Total Number of Inspections per Category:		1

Custom Report build. Inspections must be Completed to be counted.



emergencyreporting.com

Doc Id: 1752

Page # 1 of 1

Bryan Fire Department

Bryan, OH

This report was generated on 1/5/2022 9:47:27 AM



Non-Personnel Attendance per Event Type for Date Range

Event Categories: All Event Categories | Event Type(s): All Event Types | Start Date: 12/01/2021 | End Date: 12/31/2021

EVENT TYPE	DATE	EVENT NAME	CATEGORY	ATTENDING NON-PERSONNEL	TOTAL
------------	------	------------	----------	-------------------------	-------

Grand Non-Personnel Total:

Only LOCKED Events Included. If an event does not have any Non-Personnel in attendance, then it will not be included on this report.

Bryan Fire Department

Bryan, OH

This report was generated on 1/5/2022 9:49:27 AM



Count of Classes and People by Class Category with Class Hours and Man Hours for Date Range
Passed/Failed: Both Passed and Failed | Start Date: 12/01/2021 | End Date: 12/31/2021

	CLASS COUNT	TOTAL CLASS HOURS	COUNT OF PEOPLE	TOTAL MAN HOURS
Academy	6	47:15	28	220:30
EMS	6	9:15	33	50:30
Firefighter Training	4	11:00	21	35:00
GRAND TOTALS:	16	67:30	82	306:00

This report lists the actual count of Reviewed classes and the class hours, and the number of people who attended those classes and the total Man Hours for each Class Category. This report pulls training hours from the Training Code Hours field on the Info Page.