



ACTIVITY REPORT

FOR FEBRUARY 2022

FIRE CHIEF DOUGLAS A POOL

A Letter from the Chief

The number of calls for service are down for February, but number of building fires is above average. Last year 16 building fires occurred in the Bryan Fire service area. In just two months, we have had six fires.


The winter weather, cold and wind, has been a factor in those fires. Heating equipment has been a common source of ignition. Regular maintenance of installed equipment and care when using temporary heat sources is important to reduce the risk. Remember Carbon Monoxide is a colorless, odorless gas that displaces the oxygen in our cells. Temporary heaters are susceptible to knock over by people and animals. When using space heaters make sure, there is adequate clearance from combustible material. Use heating devices with tip-over switches. Use care in placement of heaters to eliminate them from being accidentally knock over and coming in contact with combustible materials.

Properly maintained smoke detectors can alert occupants of a fire. Fires occurring when occupants are sleeping are the most deadly. Test your smoke detectors at least monthly. If the detector is over 10 years old replace it. New detectors are available with sealed 10-year batteries.

Carbon monoxide is the result of incomplete combustion. Usually from a malfunctioning gas-fired hot water heater, furnace, stove, or clothes dryer. Please check all of your gas fired appliances and make sure that they are operating properly. Carbon monoxide is colorless and odorless. Install a carbon monoxide detector in your home to protect from this deadly gas.

Be safe.

Sincerely,

A handwritten signature in black ink, appearing to read 'D. A. Pool', with a stylized flourish at the end.

Fire Chief Douglas A. Pool

Bryan Fire Department

Bryan, OH

This report was generated on 3/2/2022 9:08:01 AM



Incident Statistics

Zone(s): All Zones | Start Date: 02/01/2022 | End Date: 02/28/2022

INCIDENT COUNT			
INCIDENT TYPE		# INCIDENTS	
EMS		11	
FIRE		21	
TOTAL		32	
TOTAL TRANSPORTS (N2 and N3)			
APPARATUS	# of APPARATUS TRANSPORTS	# of PATIENT TRANSPORTS	TOTAL # of PATIENT CONTACTS
TOTAL			
PRE-INCIDENT VALUE		LOSSES	
\$317,900.00		\$46,200.00	
CO CHECKS			
424 - Carbon monoxide incident		2	
TOTAL		2	
MUTUAL AID			
Aid Type		Total	
Aid Given		1	
Aid Received		3	
OVERLAPPING CALLS			
# OVERLAPPING		% OVERLAPPING	
2		6.25	
LIGHTS AND SIREN - AVERAGE RESPONSE TIME (Dispatch to Arrival)			
Station	EMS	FIRE	
Bryan Fire Department	0:08:44	0:09:17	
AVERAGE FOR ALL CALLS		0:07:36	
LIGHTS AND SIREN - AVERAGE TURNOUT TIME (Dispatch to Enroute)			
Station	EMS	FIRE	
Bryan Fire Department	0:04:51	0:04:01	
AVERAGE FOR ALL CALLS		0:03:42	
AGENCY		AVERAGE TIME ON SCENE (MM:SS)	
Bryan Fire Department		36:08	

Only Reviewed Incidents included. EMS for Incident counts includes only 300 to 399 Incident Types. All other incident types are counted as FIRE. CO Checks only includes Incident Types: 424, 736 and 734. # Apparatus Transports = # of incidents where apparatus transported. # Patient Transports = All patients transported by EMS. # Patient Contacts = # of PCR contacted by apparatus. This report now returns both NEMSIS 2 & 3 data as appropriate. For overlapping calls that span over multiple days, total per month will not equal Total count for year.

Bryan Fire Department

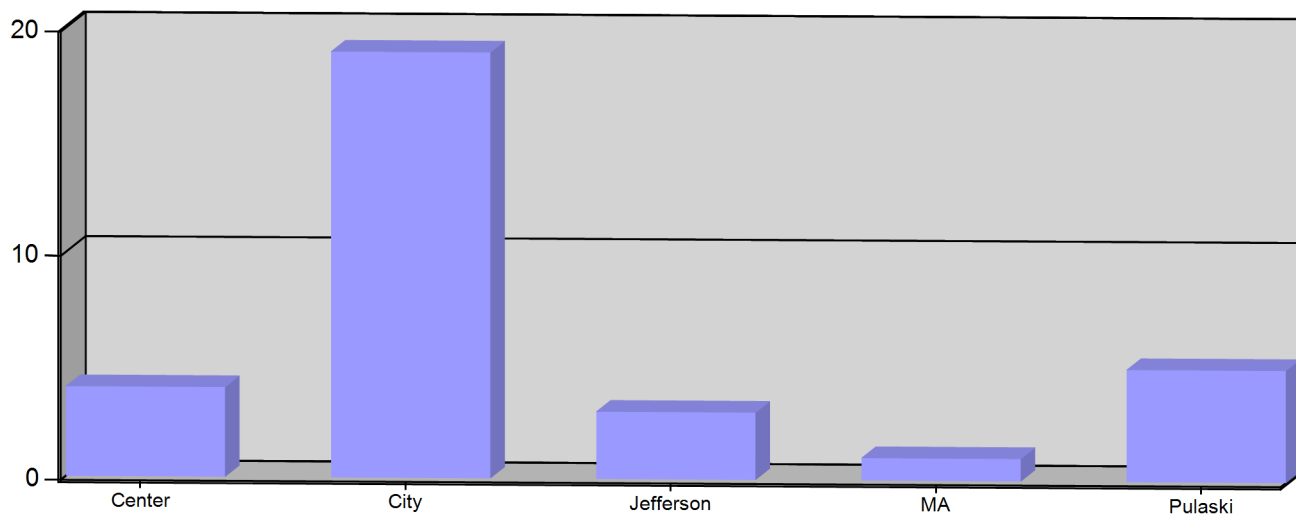
Bryan, OH

This report was generated on 3/2/2022 9:06:23 AM



Incident Count per Zone for Date Range

Start Date: 02/01/2022 | End Date: 02/28/2022



ZONE	# INCIDENTS
Center - Center Twp	4
City - Bryan	19
Jefferson - Jefferson Twp	3
MA - Mutual Aid	1
Pulaski - Pulaski Twp	5
TOTAL:	32

Zone information is defined on the Basic Info 3 screen of an incident. Only REVIEWED incidents included. Archived Zones cannot be unarchived.



emergencyreporting.com

Doc Id: 270

Page # 1 of 1

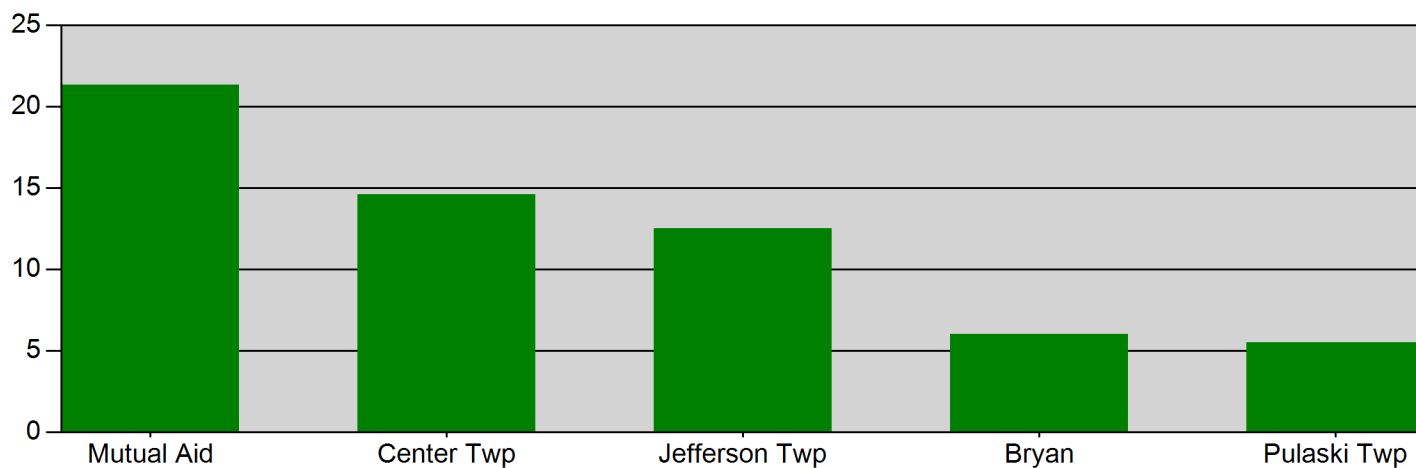
Bryan Fire Department

Bryan, OH

This report was generated on 3/2/2022 9:11:33 AM



Response Mode: Lights and Sirens | Start Date: 02/01/2022 | End Date: 02/28/2022



Zone	AVERAGE RESPONSE TIME (in minutes)
Mutual Aid	21.34
Center Twp	14.60
Jefferson Twp	12.52
Bryan	6.01
Pulaski Twp	5.50

Only REVIEWED incidents included. Response Time is Dispatched to Arrived. Includes all apparatus with arrival times. Excludes "Cancelled" apparatus.



emergencyreporting.com
Doc Id: 342
Page # 1 of 1

Bryan Fire Department

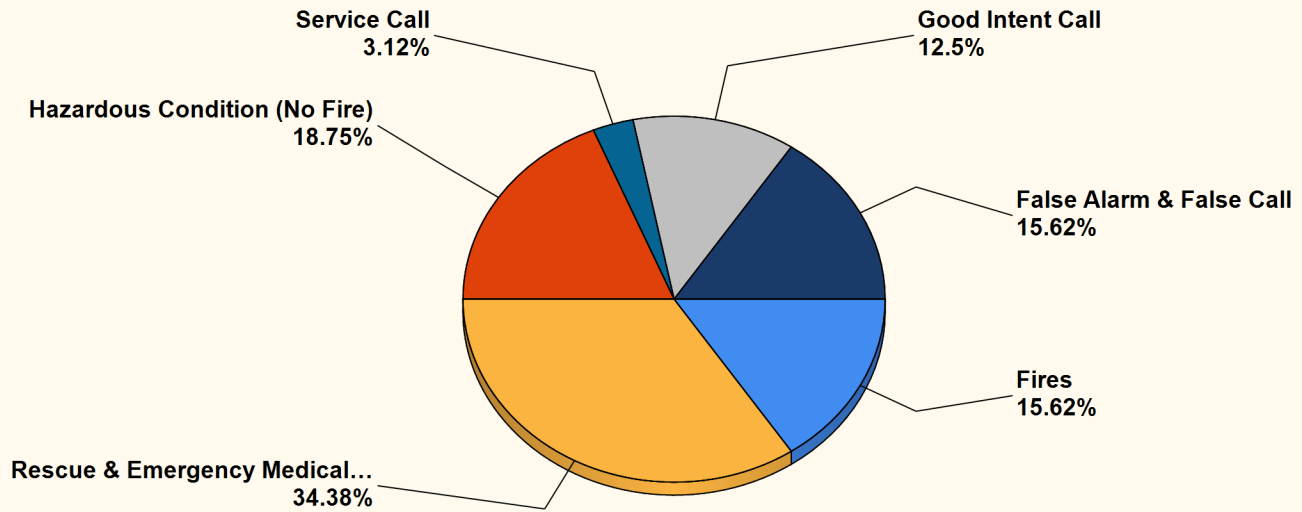
Bryan, OH

This report was generated on 3/2/2022 9:06:50 AM



Breakdown by Major Incident Types for Date Range

Zone(s): All Zones | Start Date: 02/01/2022 | End Date: 02/28/2022



MAJOR INCIDENT TYPE	# INCIDENTS	% of TOTAL
Fires	5	15.62%
Rescue & Emergency Medical Service	11	34.38%
Hazardous Condition (No Fire)	6	18.75%
Service Call	1	3.12%
Good Intent Call	4	12.5%
False Alarm & False Call	5	15.62%
TOTAL	32	100%

Only REVIEWED and/or LOCKED IMPORTED incidents are included. Summary results for a major incident type are not displayed if the count is zero.



emergencyreporting.com
Doc Id: 553
Page # 1 of 2

Detailed Breakdown by Incident Type

INCIDENT TYPE	# INCIDENTS	% of TOTAL
111 - Building fire	4	12.5%
131 - Passenger vehicle fire	1	3.12%
311 - Medical assist, assist EMS crew	4	12.5%
321 - EMS call, excluding vehicle accident with injury	1	3.12%
322 - Motor vehicle accident with injuries	1	3.12%
324 - Motor vehicle accident with no injuries.	5	15.62%
400 - Hazardous condition, other	1	3.12%
412 - Gas leak (natural gas or LPG)	2	6.25%
423 - Refrigeration leak	1	3.12%
424 - Carbon monoxide incident	2	6.25%
551 - Assist police or other governmental agency	1	3.12%
600 - Good intent call, other	1	3.12%
611 - Dispatched & cancelled en route	2	6.25%
651 - Smoke scare, odor of smoke	1	3.12%
730 - System malfunction, other	1	3.12%
731 - Sprinkler activation due to malfunction	1	3.12%
735 - Alarm system sounded due to malfunction	2	6.25%
743 - Smoke detector activation, no fire - unintentional	1	3.12%
TOTAL INCIDENTS:	32	100%

Only REVIEWED and/or LOCKED IMPORTED incidents are included. Summary results for a major incident type are not displayed if the count is zero.



Bryan Fire Department

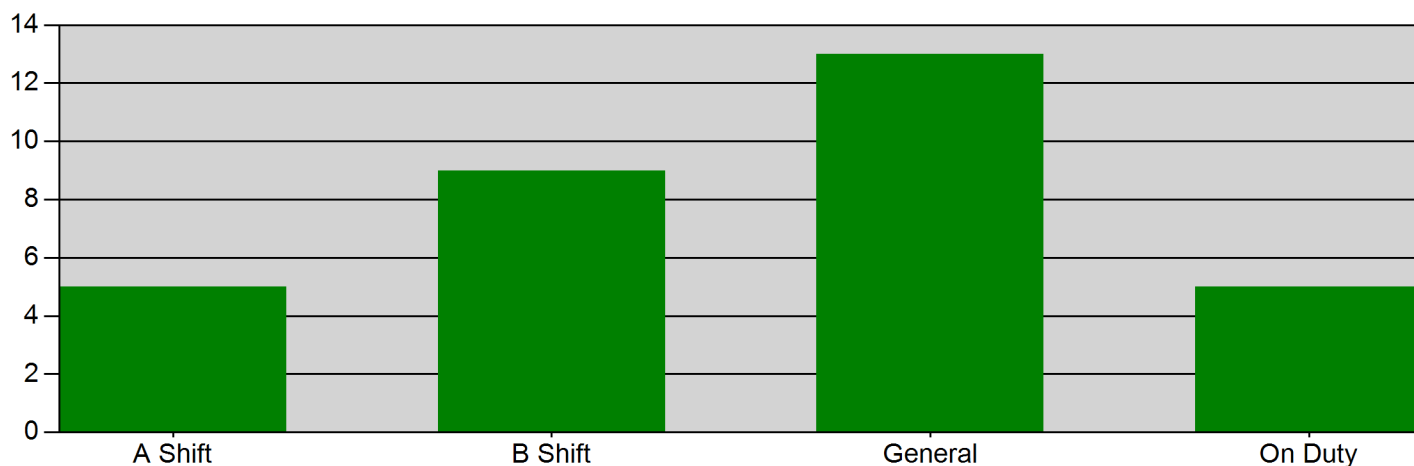
Bryan, OH

This report was generated on 3/2/2022 9:04:43 AM



Incidents by Shift for Date Range

Start Date: 02/01/2022 | End Date: 02/28/2022



SHIFT	# INCIDENTS
A Shift	5
B Shift	9
General	13
On Duty	5

TOTAL: 32

Incidents with multiple EXPOSURES, with distinct stations, may create a slight difference between the report total and total number of actual incidents for the DATE RANGE provided. The totals reflect the # INCIDENTS each STATION was assigned. Only REVIEWED incidents included.



emergencyreporting.com
Doc Id: 27
Page # 1 of 1

Bryan Fire Department

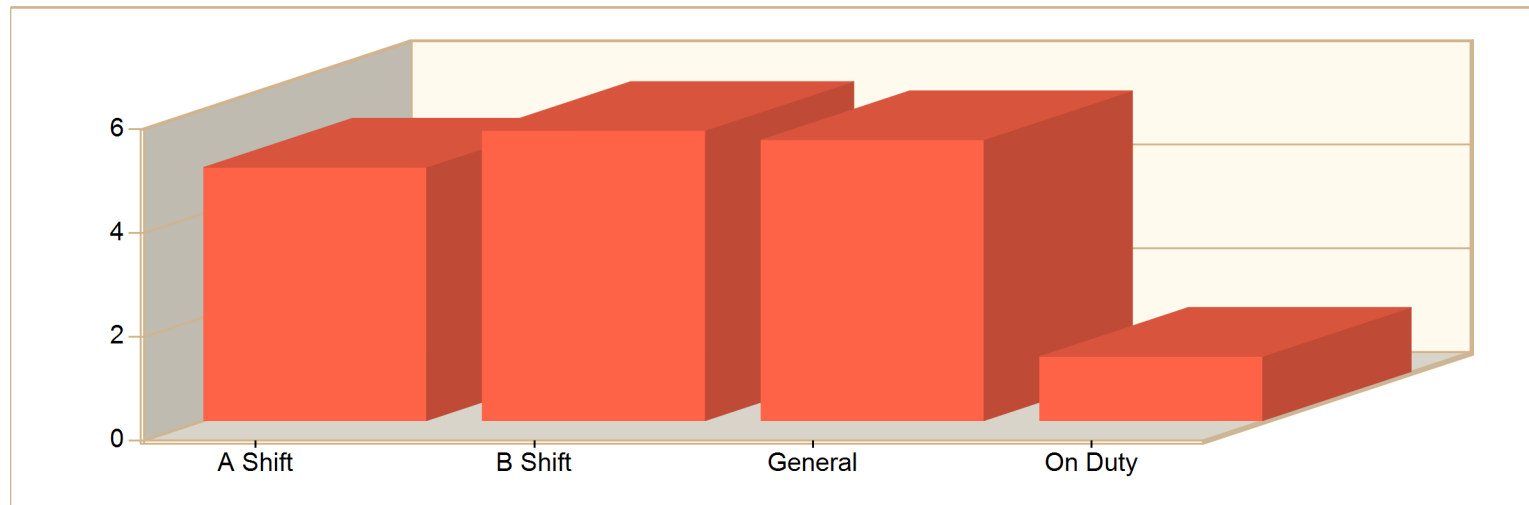
Bryan, OH

This report was generated on 3/2/2022 9:12:42 AM



Average Turnout Time per Shift for Date Range

Start Date: 02/01/2022 | End Date: 02/28/2022



SHIFT	AVERAGE TURNOUT TIME as MM:SS (Dispatch to Enroute)
A Shift	4:53
B Shift	5:36
General	5:25
On Duty	1:14

Committed time (minutes) is the difference between the DISPATCH and ENROUTE time of Basic Info 4. Only REVIEWED incidents included.



emergencyreporting.com
Doc Id: 654
Page # 1 of 1

Bryan Fire Department

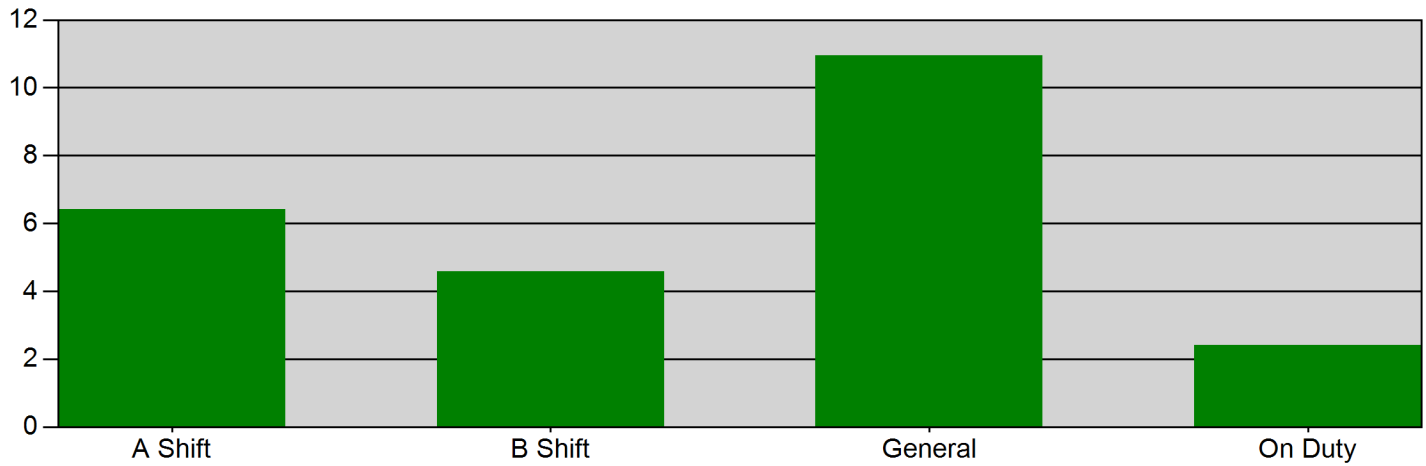
Bryan, OH

This report was generated on 3/2/2022 9:10:28 AM



Average Response Time per Shift for Response Mode for Date Range

Response Mode to Scene: Lights and Sirens | Start Date: 02/01/2022 | End Date: 02/28/2022



SHIFT	AVERAGE RESPONSE TIME in minutes (Dispatch to Arrived)
A Shift	6.43
B Shift	4.60
General	10.95
On Duty	2.42

Average Response Time calculated from DISPATCH and ARRIVED times. Only REVIEWED Incidents are included.



emergencyreporting.com

Doc Id: 52

Page # 1 of 1

Bryan Fire Department

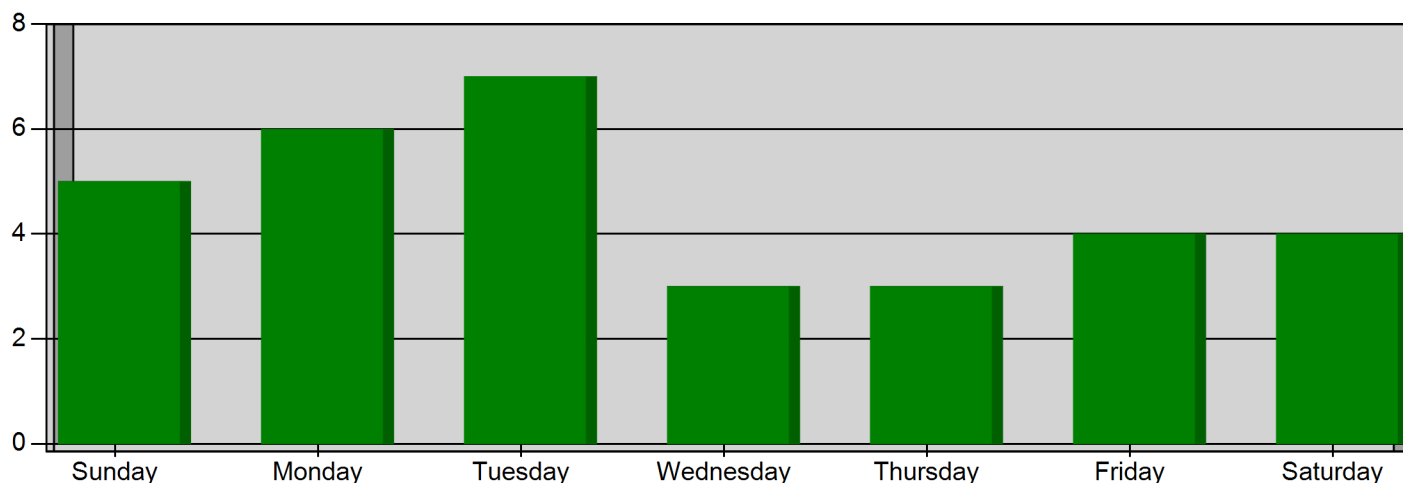
Bryan, OH

This report was generated on 3/2/2022 9:05:49 AM



Incidents by Day of the Week for Date Range

Start Incident Type: 100 | End Incident Type: 911 | Start Date: 02/01/2022 | End Date: 02/28/2022



DAY OF THE WEEK	# INCIDENTS
Sunday	5
Monday	6
Tuesday	7
Wednesday	3
Thursday	3
Friday	4
Saturday	4

TOTAL

32

Only Reviewed incidents included.



emergencyreporting.com

Doc Id: 1284

Page # 1 of 1

Bryan Fire Department

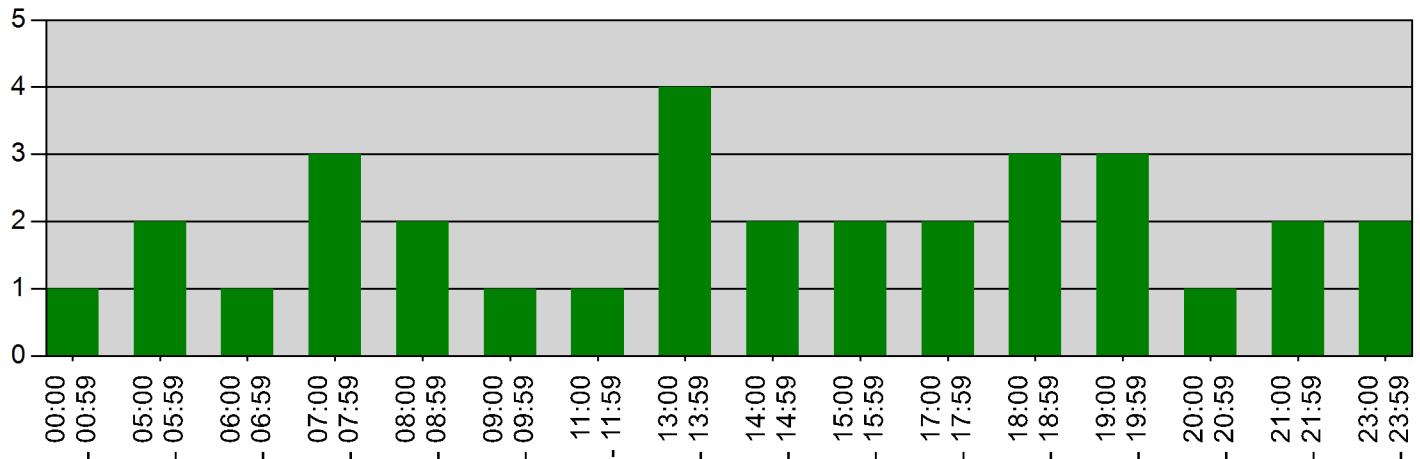
Bryan, OH

This report was generated on 3/2/2022 9:57:37 AM



Incidents by Hour for Date Range

Start Date: 02/01/2022 | End Date: 02/28/2022



Hour	# of Calls
00:00 - 00:59	1
05:00 - 05:59	2
06:00 - 06:59	1
07:00 - 07:59	3
08:00 - 08:59	2
09:00 - 09:59	1
11:00 - 11:59	1
13:00 - 13:59	4
14:00 - 14:59	2
15:00 - 15:59	2
17:00 - 17:59	2
18:00 - 18:59	3
19:00 - 19:59	3
20:00 - 20:59	1
21:00 - 21:59	2
23:00 - 23:59	2

Only REVIEWED incidents included



emergencyreporting.com
Doc Id: 19
Page # 1 of 1

Bryan Fire Department

Bryan, OH

This report was generated on 3/2/2022 9:07:26 AM



Count of Occupancies Inspected per Category Type and Subcategory per Inspection Type for Date Range

Start Date: 02/01/2022 | End Date: 02/28/2022

OCCUPANCY CATEGORY - SUBCATEGORY		COUNT
Business Group B		
Bank		
Pre-Plan		1
Office		
Final Building Acceptance		1
Total Number of Inspections per Category:		2
Educational Group E		
Non-traditional School		
Reinspection		1
Total Number of Inspections per Category:		1
Factory Industrial Group F		
F2 Low-hazard		
Fire Protection \ Alarm System Test		4
Total Number of Inspections per Category:		4
Mercantile Group M		
Service Stations		
Annual		1
UST		3
Total Number of Inspections per Category:		4
Residential Detached 1,2 and 3 Family		
Dwelling		
Foster Care/Adoption		1
Total Number of Inspections per Category:		1

Custom Report build. Inspections must be Completed to be counted.



emergencyreporting.com

Doc Id: 1752

Page # 1 of 1

Bryan Fire Department

Bryan, OH

This report was generated on 3/2/2022 9:08:28 AM



Non-Personnel Attendance per Event Type for Date Range

Event Categories: All Event Categories | Event Type(s): All Event Types | Start Date: 02/01/2022 | End Date: 02/28/2022

EVENT TYPE	DATE	EVENT NAME	CATEGORY	ATTENDING NON-PERSONNEL	TOTAL
------------	------	------------	----------	-------------------------	-------

Grand Non-Personnel Total:

Only LOCKED Events Included. If an event does not have any Non-Personnel in attendance, then it will not be included on this report.



Bryan Fire Department

Bryan, OH

This report was generated on 3/2/2022 9:12:15 AM



Count of Classes and People by Class Category with Class Hours and Man Hours for Date Range
Passed/Failed: Both Passed and Failed | Start Date: 02/01/2022 | End Date: 02/28/2022

	CLASS COUNT	TOTAL CLASS HOURS	COUNT OF PEOPLE	TOTAL MAN HOURS
EMS	12	33:45	53	119:30
Fire Officer Training	1	2:00	2	4:00
Firefighter Training	6	16:45	31	81:45
Special Operations Training	2	14:00	2	14:00
GRAND TOTALS:	21	66:30	88	219:15

This report lists the actual count of Reviewed classes and the class hours, and the number of people who attended those classes and the total Man Hours for each Class Category. This report pulls training hours from the Training Code Hours field on the Info Page.