



# ACTIVITY REPORT

FOR MARCH 2022

FIRE CHIEF DOUGLAS A POOL

## A Letter from the Chief

Spring has brought many changes to the department. Congratulations to our new Training Officer, Captain Dustin Gillett. Our shift staffing has changed as well. The redeployment and schedule changes were necessary to continue to provide the best service to our community. The Bryan Fire Department is now staffed with one firefighter 24 hours a day. Additional on duty staff is on station from 7AM to 7PM. Part time and Paid on Call Firefighters continue to fill the staffing needs of emergency response. Thank you to all for your patience and understanding in this time of change.

Warmer weather, yard cleanup activates and outdoor campfires will be starting once again. Open burning for waste disposal is illegal. Please be sure to follow the regulations for outside fires. For more information, you can visit our website at <https://www.cityofbryan.com/wp-content/uploads/2020/05/Open-Burning.pdf>, or you can call us at 419-633-6080.

Carbon monoxide is a colorless, odorless hazard. If you have an attached garage or any gas fired heating devices; furnace, water heater or fireplace, you should have a carbon monoxide detector in your home. Smoke detectors and Carbon Monoxide detectors save lives. Be sure yours are working by testing at least once a month.

Be safe.

Sincerely,

A handwritten signature in black ink, appearing to read "D. A. Pool". The signature is written in a cursive style with a large, stylized initial "D" and a circled "P".

Fire Chief Douglas A. Pool

# Bryan Fire Department

Bryan, OH

This report was generated on 4/6/2022 10:02:29 AM



## Incident Statistics

Zone(s): All Zones | Start Date: 03/01/2022 | End Date: 03/31/2022

INCIDENT COUNT			
INCIDENT TYPE		# INCIDENTS	
EMS		9	
FIRE		22	
<b>TOTAL</b>		<b>31</b>	
TOTAL TRANSPORTS (N2 and N3)			
APPARATUS	# of APPARATUS TRANSPORTS	# of PATIENT TRANSPORTS	TOTAL # of PATIENT CONTACTS
<b>TOTAL</b>			
PRE-INCIDENT VALUE		LOSSES	
<b>\$163,600.00</b>		<b>\$36,000.00</b>	
CO CHECKS			
424 - Carbon monoxide incident		1	
<b>TOTAL</b>		<b>1</b>	
MUTUAL AID			
Aid Type		Total	
Aid Given		2	
Aid Received		1	
OVERLAPPING CALLS			
# OVERLAPPING		% OVERLAPPING	
2		6.45	
LIGHTS AND SIREN - AVERAGE RESPONSE TIME (Dispatch to Arrival)			
Station	EMS	FIRE	
Bryan Fire Department	0:05:49	0:08:12	
<b>AVERAGE FOR ALL CALLS</b>		<b>0:05:53</b>	
LIGHTS AND SIREN - AVERAGE TURNOUT TIME (Dispatch to Enroute)			
Station	EMS	FIRE	
Bryan Fire Department	0:02:32	0:03:06	
<b>AVERAGE FOR ALL CALLS</b>		<b>0:02:26</b>	
AGENCY		AVERAGE TIME ON SCENE (MM:SS)	
Bryan Fire Department		42:55	

Only Reviewed Incidents included. EMS for Incident counts includes only 300 to 399 Incident Types. All other incident types are counted as FIRE. CO Checks only includes Incident Types: 424, 736 and 734. # Apparatus Transports = # of incidents where apparatus transported. # Patient Transports = All patients transported by EMS. # Patient Contacts = # of PCR contacted by apparatus. This report now returns both NEMSIS 2 & 3 data as appropriate. For overlapping calls that span over multiple days, total per month will not equal Total count for year.

# Bryan Fire Department

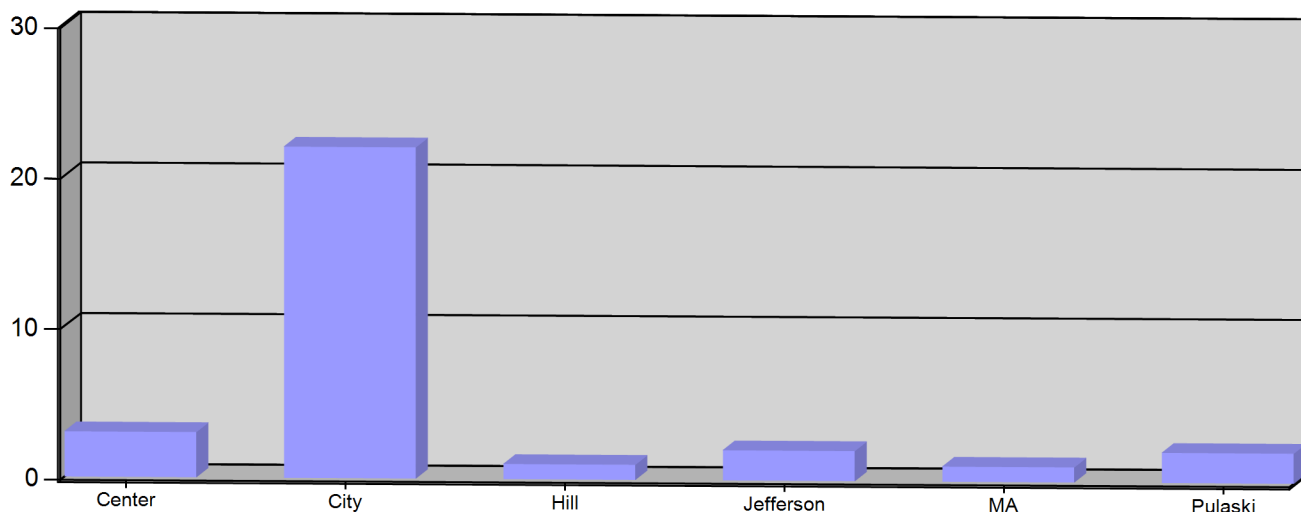
Bryan, OH

This report was generated on 4/6/2022 9:48:04 AM



## Incident Count per Zone for Date Range

Start Date: 03/01/2022 | End Date: 03/31/2022



ZONE	# INCIDENTS
Center - Center Twp	3
City - Bryan	22
Hill - Hillside	1
Jefferson - Jefferson Twp	2
MA - Mutual Aid	1
Pulaski - Pulaski Twp	2
<b>TOTAL:</b>	<b>31</b>

Zone information is defined on the Basic Info 3 screen of an incident. Only REVIEWED incidents included. Archived Zones cannot be unarchived.



emergencyreporting.com

Doc Id: 270

Page # 1 of 1

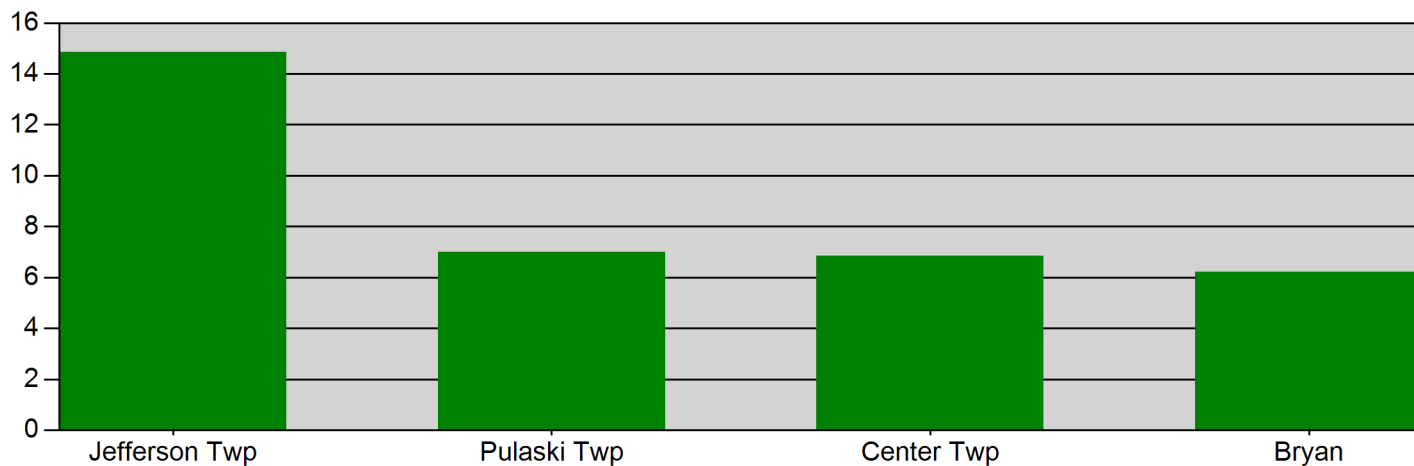
# Bryan Fire Department

Bryan, OH

This report was generated on 4/6/2022 10:05:43 AM



Response Mode: Lights and Sirens | Start Date: 03/01/2021 | End Date: 03/31/2021



Zone	AVERAGE RESPONSE TIME (in minutes)
Jefferson Twp	14.85
Pulaski Twp	7.00
Center Twp	6.85
Bryan	6.23

Only REVIEWED incidents included. Response Time is Dispatched to Arrived. Includes all apparatus with arrival times. Excludes "Cancelled" apparatus.



# Bryan Fire Department

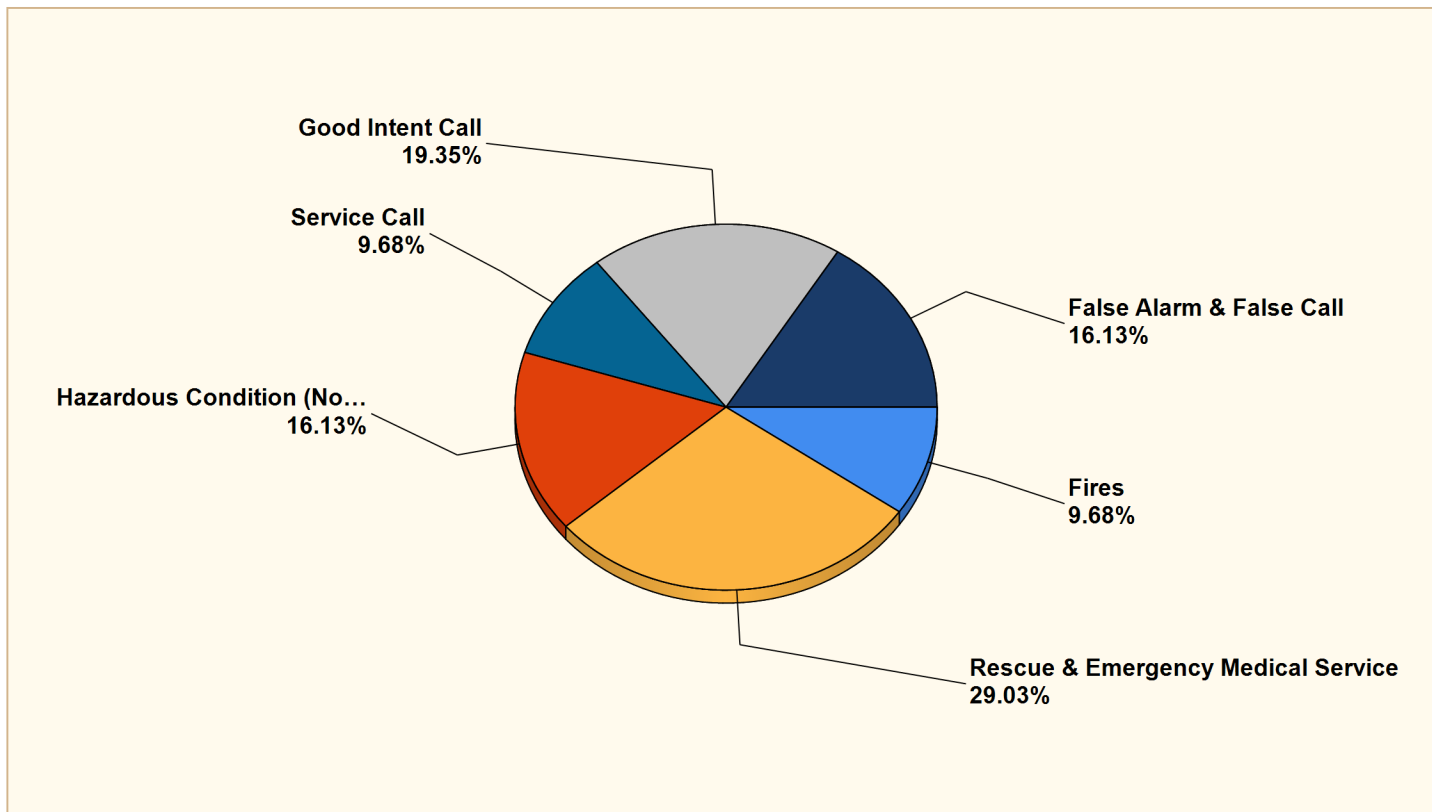
Bryan, OH

This report was generated on 4/6/2022 9:49:36 AM



## Breakdown by Major Incident Types for Date Range

Zone(s): All Zones | Start Date: 03/01/2022 | End Date: 03/31/2022



MAJOR INCIDENT TYPE	# INCIDENTS	% of TOTAL
Fires	3	9.68%
Rescue & Emergency Medical Service	9	29.03%
Hazardous Condition (No Fire)	5	16.13%
Service Call	3	9.68%
Good Intent Call	6	19.35%
False Alarm & False Call	5	16.13%
<b>TOTAL</b>	<b>31</b>	<b>100%</b>

Only REVIEWED and/or LOCKED IMPORTED incidents are included. Summary results for a major incident type are not displayed if the count is zero.



### Detailed Breakdown by Incident Type

INCIDENT TYPE	# INCIDENTS	% of TOTAL
111 - Building fire	2	6.45%
142 - Brush or brush-and-grass mixture fire	1	3.23%
311 - Medical assist, assist EMS crew	6	19.35%
322 - Motor vehicle accident with injuries	1	3.23%
324 - Motor vehicle accident with no injuries.	1	3.23%
341 - Search for person on land	1	3.23%
412 - Gas leak (natural gas or LPG)	1	3.23%
413 - Oil or other combustible liquid spill	1	3.23%
420 - Toxic condition, other	2	6.45%
424 - Carbon monoxide incident	1	3.23%
510 - Person in distress, other	1	3.23%
551 - Assist police or other governmental agency	1	3.23%
561 - Unauthorized burning	1	3.23%
600 - Good intent call, other	1	3.23%
611 - Dispatched & cancelled en route	3	9.68%
652 - Steam, vapor, fog or dust thought to be smoke	2	6.45%
735 - Alarm system sounded due to malfunction	1	3.23%
743 - Smoke detector activation, no fire - unintentional	2	6.45%
745 - Alarm system activation, no fire - unintentional	2	6.45%
<b>TOTAL INCIDENTS:</b>	<b>31</b>	<b>100%</b>

Only REVIEWED and/or LOCKED IMPORTED incidents are included. Summary results for a major incident type are not displayed if the count is zero.



# Bryan Fire Department

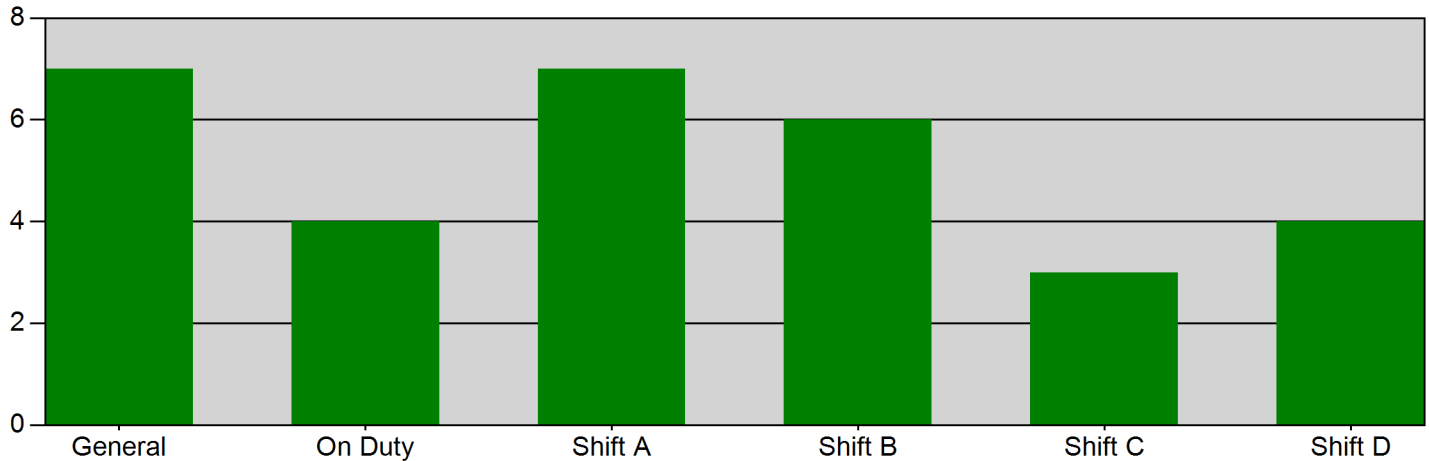
Bryan, OH

This report was generated on 4/6/2022 9:45:44 AM



## Incidents by Shift for Date Range

Start Date: 03/01/2022 | End Date: 03/31/2022



SHIFT	# INCIDENTS
General	7
On Duty	4
Shift A	7
Shift B	6
Shift C	3
Shift D	4

**TOTAL: 31**

Incidents with multiple EXPOSURES, with distinct stations, may create a slight difference between the report total and total number of actual incidents for the DATE RANGE provided. The totals reflect the # INCIDENTS each STATION was assigned. Only REVIEWED incidents included.





# Bryan Fire Department

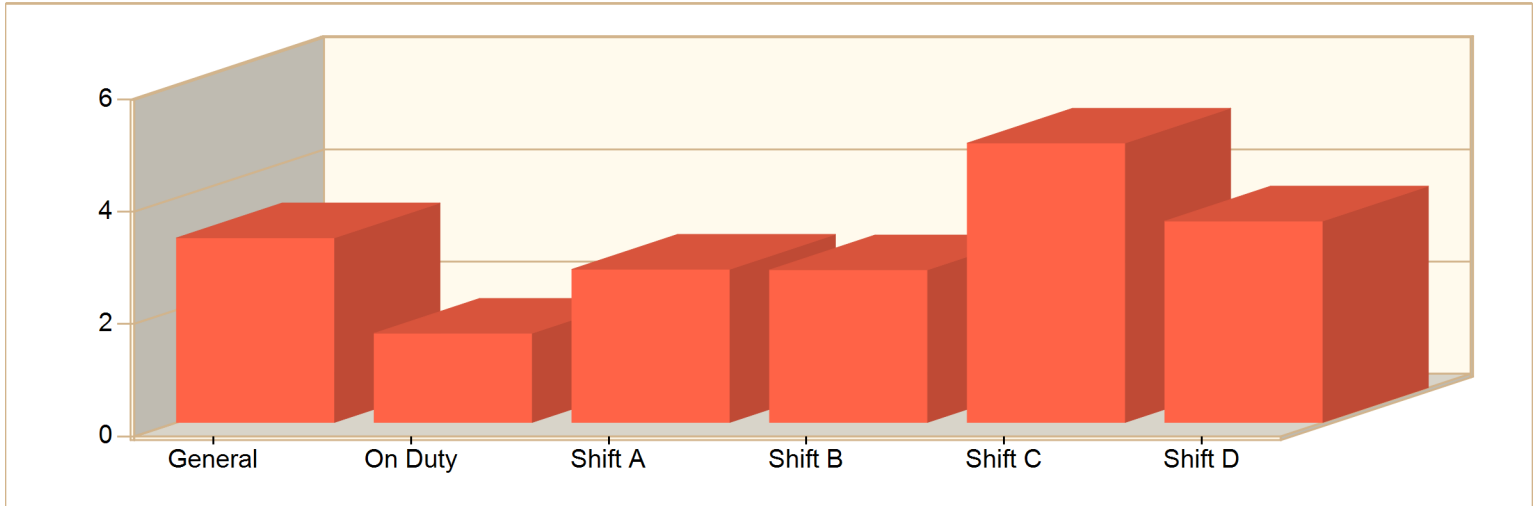
Bryan, OH

This report was generated on 4/6/2022 10:07:07 AM



## Average Turnout Time per Shift for Date Range

Start Date: 03/01/2022 | End Date: 03/31/2022



SHIFT	AVERAGE TURNOUT TIME as MM:SS (Dispatch to Enroute)
General	3:18
On Duty	1:36
Shift A	2:44
Shift B	2:43
Shift C	4:59
Shift D	3:35

Committed time (minutes) is the difference between the DISPATCH and ENROUTE time of Basic Info 4. Only REVIEWED incidents included.



# Bryan Fire Department

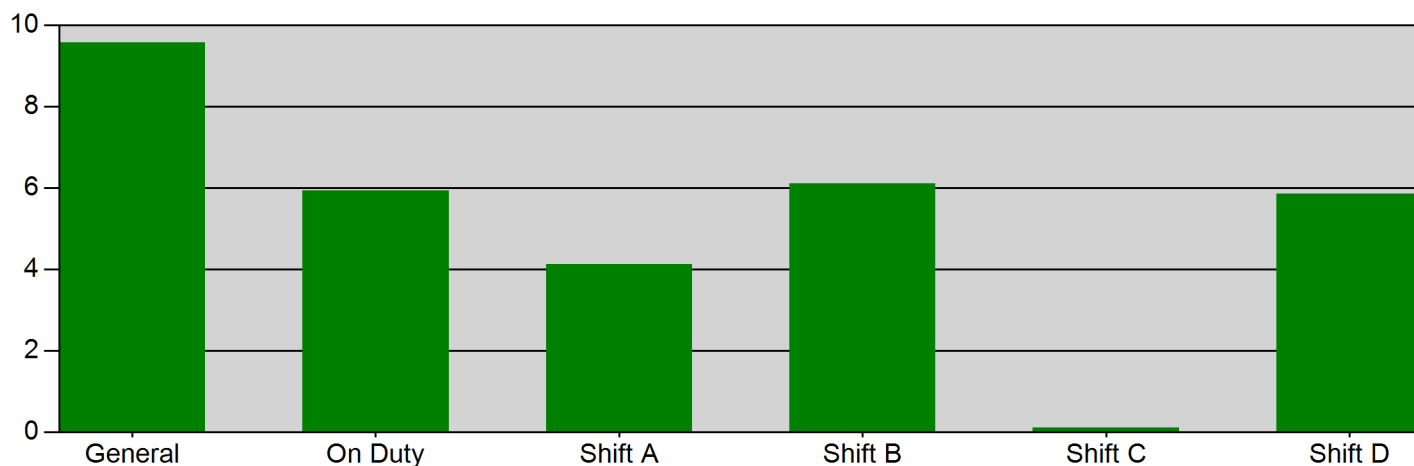
Bryan, OH

This report was generated on 4/6/2022 10:04:33 AM



## Average Response Time per Shift for Response Mode for Date Range

Response Mode to Scene: Lights and Sirens | Start Date: 03/01/2022 | End Date: 03/31/2022



SHIFT	AVERAGE RESPONSE TIME in minutes (Dispatch to Arrived)
General	9.57
On Duty	5.93
Shift A	4.13
Shift B	6.10
Shift C	0.12
Shift D	5.86

Average Response Time calculated from DISPATCH and ARRIVED times. Only REVIEWED Incidents are included.



emergencyreporting.com

Doc Id: 52

Page # 1 of 1

# Bryan Fire Department

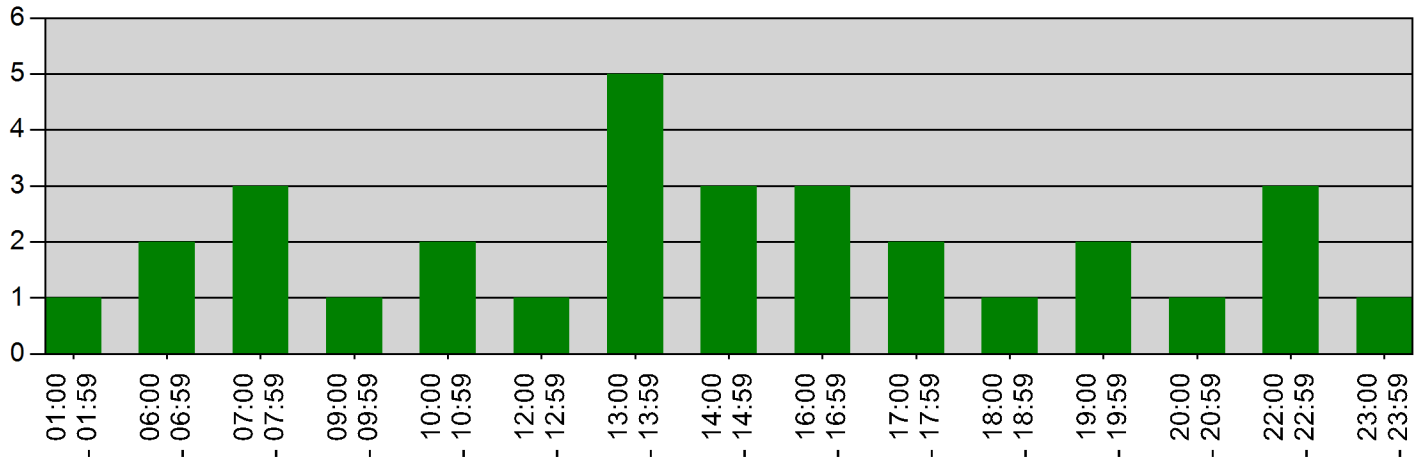
Bryan, OH

This report was generated on 4/6/2022 9:46:34 AM



## Incidents by Hour for Date Range

Start Date: 03/01/2022 | End Date: 03/31/2022



HOUR	# of CALLS
01:00 - 01:59	1
06:00 - 06:59	2
07:00 - 07:59	3
09:00 - 09:59	1
10:00 - 10:59	2
12:00 - 12:59	1
13:00 - 13:59	5
14:00 - 14:59	3
16:00 - 16:59	3
17:00 - 17:59	2
18:00 - 18:59	1
19:00 - 19:59	2
20:00 - 20:59	1
22:00 - 22:59	3
23:00 - 23:59	1

Only REVIEWED incidents included



# Bryan Fire Department

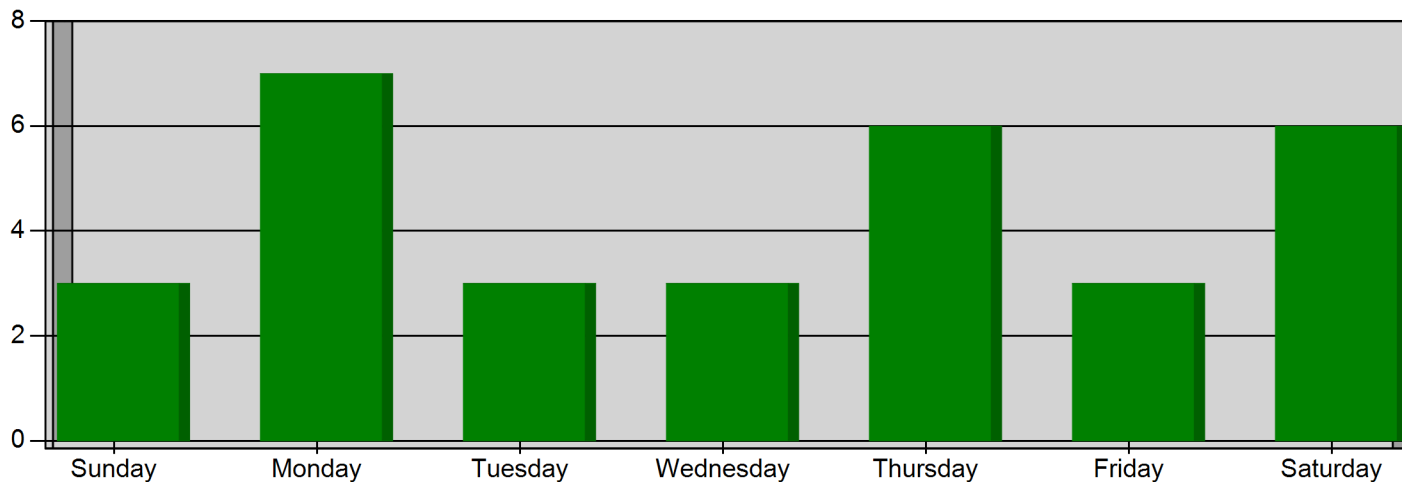
Bryan, OH

This report was generated on 4/6/2022 9:47:41 AM



## Incidents by Day of the Week for Date Range

Start Incident Type: 100 | End Incident Type: 911 | Start Date: 03/01/2022 | End Date: 03/31/2022



DAY OF THE WEEK	# INCIDENTS
Sunday	3
Monday	7
Tuesday	3
Wednesday	3
Thursday	6
Friday	3
Saturday	6

**TOTAL**

**31**

Only Reviewed incidents included.



emergencyreporting.com

Doc Id: 1284

Page # 1 of 1

# Bryan Fire Department

Bryan, OH

This report was generated on 4/6/2022 10:01:47 AM



## Count of Occupancies Inspected per Category Type and Subcategory per Inspection Type for Date Range

Start Date: 03/01/2022 | End Date: 03/31/2022

OCCUPANCY CATEGORY - SUBCATEGORY	COUNT
<b>Business Group B</b>	
Clinic-outpatient	
Fire Protection \ Alarm System Test	1
<b>Total Number of Inspections per Category:</b>	<b>1</b>
<b>Factory Industrial Group F</b>	
F1 Moderate-hazard	
Plan Review	1
F2 Low-hazard	
Plan Review	1
<b>Total Number of Inspections per Category:</b>	<b>2</b>
<b>Mercantile Group M</b>	
Mercantile Group M	
Plan Review	1
<b>Total Number of Inspections per Category:</b>	<b>1</b>

Custom Report build. Inspections must be Completed to be counted.



emergencyreporting.com

Doc Id: 1752

Page # 1 of 1

# Bryan Fire Department

Bryan, OH

This report was generated on 4/6/2022 10:03:50 AM



## Non-Personnel Attendance per Event Type for Date Range

Event Categories: All Event Categories | Event Type(s): All Event Types | Start Date: 03/01/2022 | End Date: 03/31/2022

EVENT TYPE	DATE	EVENT NAME	CATEGORY	ATTENDING NON-PERSONNEL	TOTAL
------------	------	------------	----------	-------------------------	-------

**Grand Non-Personnel Total:**

Only LOCKED Events Included. If an event does not have any Non-Personnel in attendance, then it will not be included on this report.



emergencyreporting.com

Doc Id: 1774

Page # 1 of 1

# Bryan Fire Department

Bryan, OH

This report was generated on 4/6/2022 10:06:12 AM



## Count of Classes and People by Class Category with Class Hours and Man Hours for Date Range Passed/Failed: Both Passed and Failed | Start Date: 03/01/2022 | End Date: 03/31/2022

	CLASS COUNT	TOTAL CLASS HOURS	COUNT OF PEOPLE	TOTAL MAN HOURS
EMS	17	92:15	33	141:45
Fire Officer Training	3	11:00	7	15:00
Firefighter Training	18	49:15	57	119:30
Special Operations Training	5	32:00	20	103:00
<b>GRAND TOTALS:</b>	<b>43</b>	<b>184:30</b>	<b>117</b>	<b>379:15</b>

This report lists the actual count of Reviewed classes and the class hours, and the number of people who attended those classes and the total Man Hours for each Class Category. This report pulls training hours from the Training Code Hours field on the Info Page.