



ACTIVITY REPORT

FOR APRIL 2022

FIRE CHIEF DOUGLAS A POOL

A Letter from the Chief


May flowers will soon bloom when the April showers let up. As we clean up the yard and get ready for summer, check the outdoor electrical connections for damage from the long winter. Water and electric don't mix. For more information check the NFPA safety tips at [electricalwatersafetytips.pdf \(nfpa.org\)](https://www.nfpa.org/electricalwatersafetytips.pdf).

Our call volume has slowed slightly. It only takes one incident to have a devastating impact on life and property. Be prepared. Be cautious. Cooking, heating, electrical, smoking and candles are still the leading causes of home fires.

Check your smoke detectors regularly to ensure they are working. If they are ten years old or older, it is time to replace them. If you do not know how old your smoke detector is, then the best advice is to go ahead and get a new one. Also, take the time to plan and practice your fire escape plan with your family.

Please continue good fire safety.

Sincerely,

A handwritten signature in blue ink, appearing to read "D. A. Pool". The signature is stylized and cursive.

Fire Chief Douglas A. Pool

Bryan Fire Department

Bryan, OH

This report was generated on 5/4/2022 11:26:31 AM



Incident Statistics

Zone(s): All Zones | Start Date: 04/01/2022 | End Date: 04/30/2022

INCIDENT COUNT			
INCIDENT TYPE		# INCIDENTS	
EMS		10	
FIRE		24	
TOTAL		34	
TOTAL TRANSPORTS (N2 and N3)			
APPARATUS	# of APPARATUS TRANSPORTS	# of PATIENT TRANSPORTS	TOTAL # of PATIENT CONTACTS
TOTAL			
PRE-INCIDENT VALUE		LOSSES	
\$75,000.00		\$75,000.00	
CO CHECKS			
TOTAL			
MUTUAL AID			
Aid Type		Total	
Aid Given		2	
Aid Received		1	
OVERLAPPING CALLS			
# OVERLAPPING		% OVERLAPPING	
2		5.88	
LIGHTS AND SIREN - AVERAGE RESPONSE TIME (Dispatch to Arrival)			
Station	EMS	FIRE	
Bryan Fire Department	0:04:35	0:08:07	
AVERAGE FOR ALL CALLS		0:06:10	
LIGHTS AND SIREN - AVERAGE TURNOUT TIME (Dispatch to Enroute)			
Station	EMS	FIRE	
Bryan Fire Department	0:02:11	0:01:42	
AVERAGE FOR ALL CALLS		0:02:18	
AGENCY		AVERAGE TIME ON SCENE (MM:SS)	
Bryan Fire Department		36:31	

Only Reviewed Incidents included. EMS for Incident counts includes only 300 to 399 Incident Types. All other incident types are counted as FIRE. CO Checks only includes Incident Types: 424, 736 and 734. # Apparatus Transports = # of incidents where apparatus transported. # Patient Transports = All patients transported by EMS. # Patient Contacts = # of PCR contacted by apparatus. This report now returns both NEMSIS 2 & 3 data as appropriate. For overlapping calls that span over multiple days, total per month will not equal Total count for year.

Bryan Fire Department

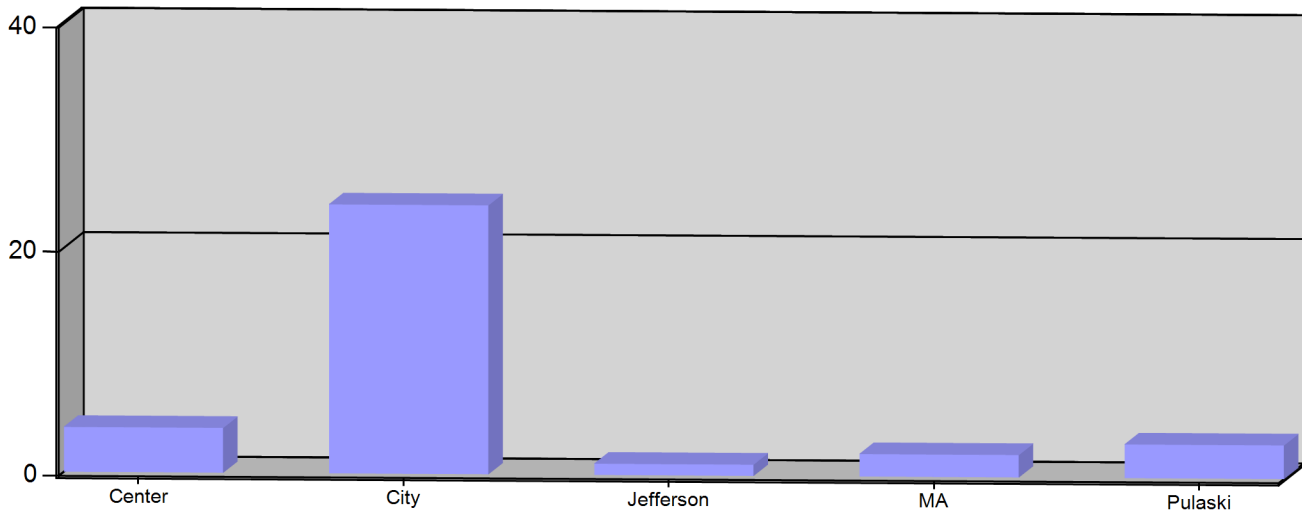
Bryan, OH

This report was generated on 5/4/2022 11:27:43 AM



Incident Count per Zone for Date Range

Start Date: 04/01/2022 | End Date: 04/30/2022



ZONE	# INCIDENTS
Center - Center Twp	4
City - Bryan	24
Jefferson - Jefferson Twp	1
MA - Mutual Aid	2
Pulaski - Pulaski Twp	3

TOTAL: 34

Zone information is defined on the Basic Info 3 screen of an incident. Only REVIEWED incidents included. Archived Zones cannot be unarchived.



emergencyreporting.com

Doc Id: 270

Page # 1 of 1

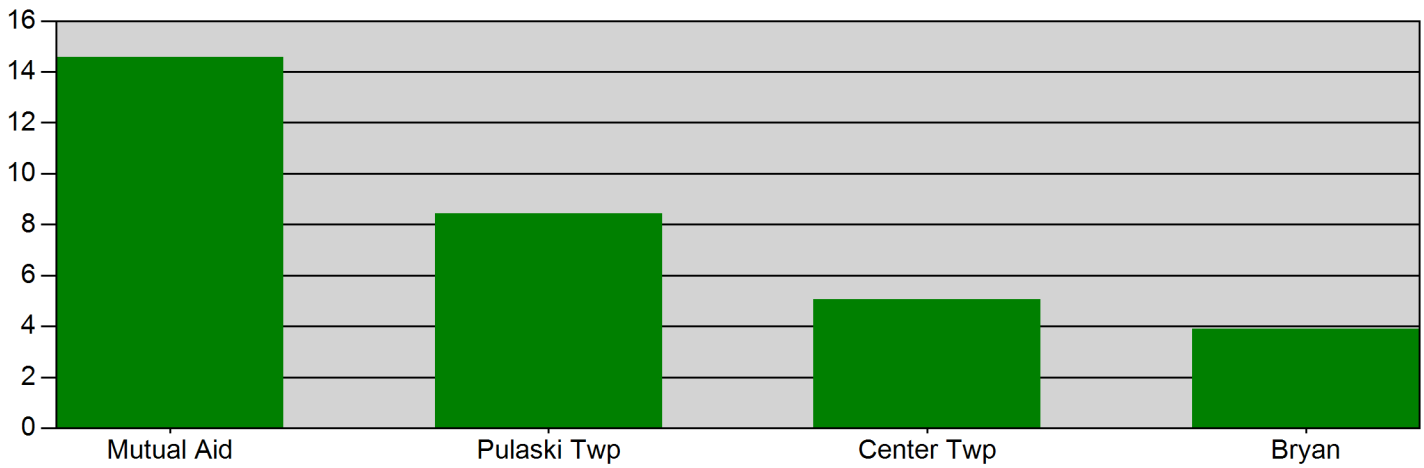
Bryan Fire Department

Bryan, OH

This report was generated on 5/4/2022 11:28:26 AM



Response Mode: Lights and Sirens | Start Date: 04/01/2022 | End Date: 04/30/2022



Zone	AVERAGE RESPONSE TIME (in minutes)
Mutual Aid	14.58
Pulaski Twp	8.43
Center Twp	5.06
Bryan	3.91

Only REVIEWED incidents included. Response Time is Dispatched to Arrived. Includes all apparatus with arrival times. Excludes "Cancelled" apparatus.



Bryan Fire Department

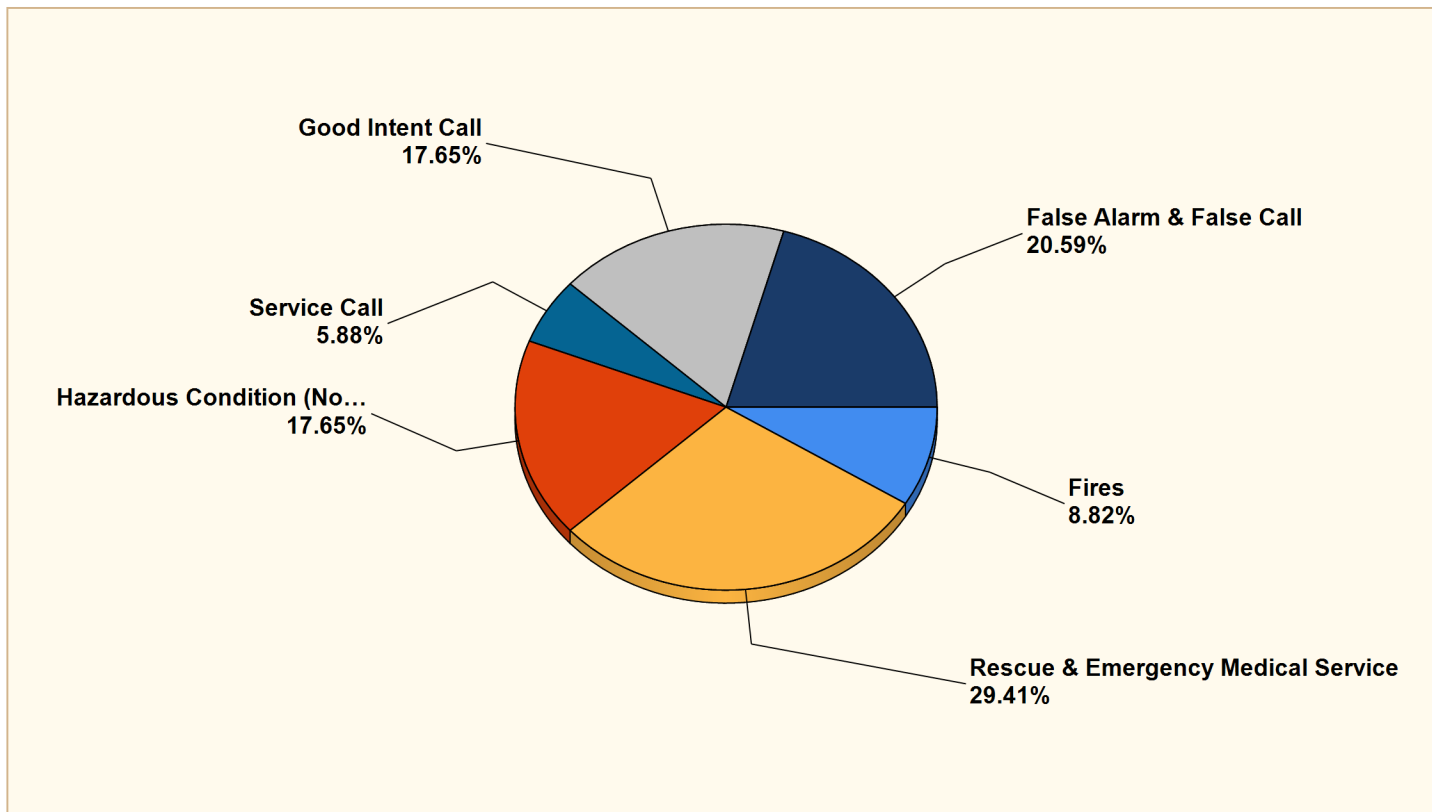
Bryan, OH

This report was generated on 5/4/2022 11:29:05 AM



Breakdown by Major Incident Types for Date Range

Zone(s): All Zones | Start Date: 04/01/2022 | End Date: 04/30/2022



MAJOR INCIDENT TYPE	# INCIDENTS	% of TOTAL
Fires	3	8.82%
Rescue & Emergency Medical Service	10	29.41%
Hazardous Condition (No Fire)	6	17.65%
Service Call	2	5.88%
Good Intent Call	6	17.65%
False Alarm & False Call	7	20.59%
TOTAL	34	100%

Only REVIEWED and/or LOCKED IMPORTED incidents are included. Summary results for a major incident type are not displayed if the count is zero.



Detailed Breakdown by Incident Type

INCIDENT TYPE	# INCIDENTS	% of TOTAL
111 - Building fire	2	5.88%
142 - Brush or brush-and-grass mixture fire	1	2.94%
311 - Medical assist, assist EMS crew	4	11.76%
321 - EMS call, excluding vehicle accident with injury	2	5.88%
322 - Motor vehicle accident with injuries	4	11.76%
412 - Gas leak (natural gas or LPG)	2	5.88%
421 - Chemical hazard (no spill or leak)	1	2.94%
422 - Chemical spill or leak	2	5.88%
445 - Arcing, shorted electrical equipment	1	2.94%
553 - Public service	1	2.94%
561 - Unauthorized burning	1	2.94%
611 - Dispatched & cancelled en route	5	14.71%
652 - Steam, vapor, fog or dust thought to be smoke	1	2.94%
733 - Smoke detector activation due to malfunction	2	5.88%
743 - Smoke detector activation, no fire - unintentional	4	11.76%
745 - Alarm system activation, no fire - unintentional	1	2.94%
TOTAL INCIDENTS:	34	100%

Only REVIEWED and/or LOCKED IMPORTED incidents are included. Summary results for a major incident type are not displayed if the count is zero.



Bryan Fire Department

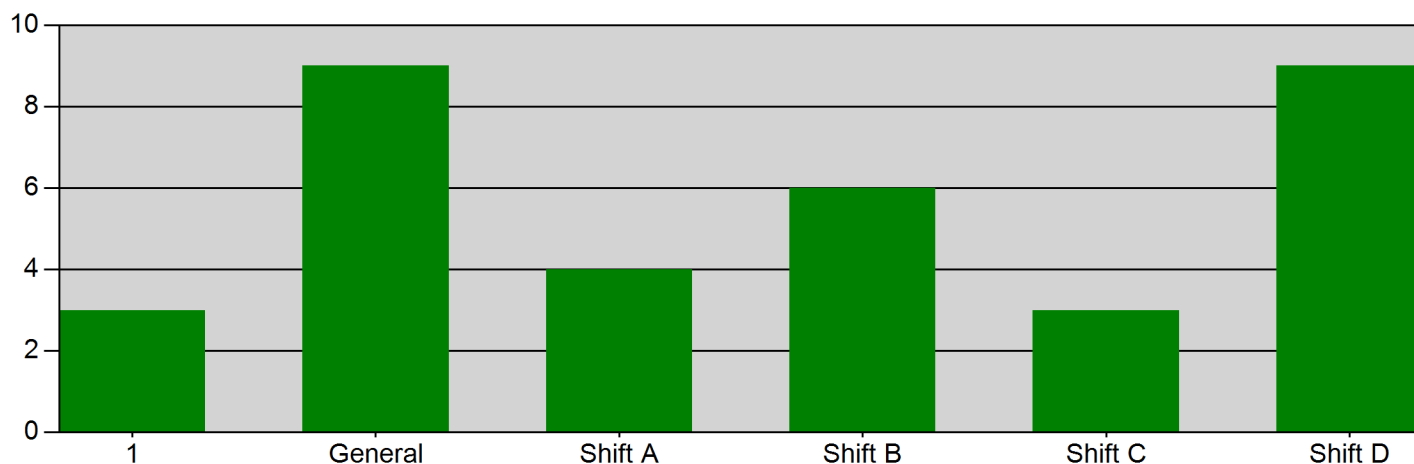
Bryan, OH

This report was generated on 5/4/2022 11:30:56 AM



Incidents by Shift for Date Range

Start Date: 04/01/2022 | End Date: 04/30/2022



SHIFT	# INCIDENTS
	3
General	9
Shift A	4
Shift B	6
Shift C	3
Shift D	9

TOTAL: 34

Incidents with multiple EXPOSURES, with distinct stations, may create a slight difference between the report total and total number of actual incidents for the DATE RANGE provided. The totals reflect the # INCIDENTS each STATION was assigned. Only REVIEWED incidents included.



Bryan Fire Department

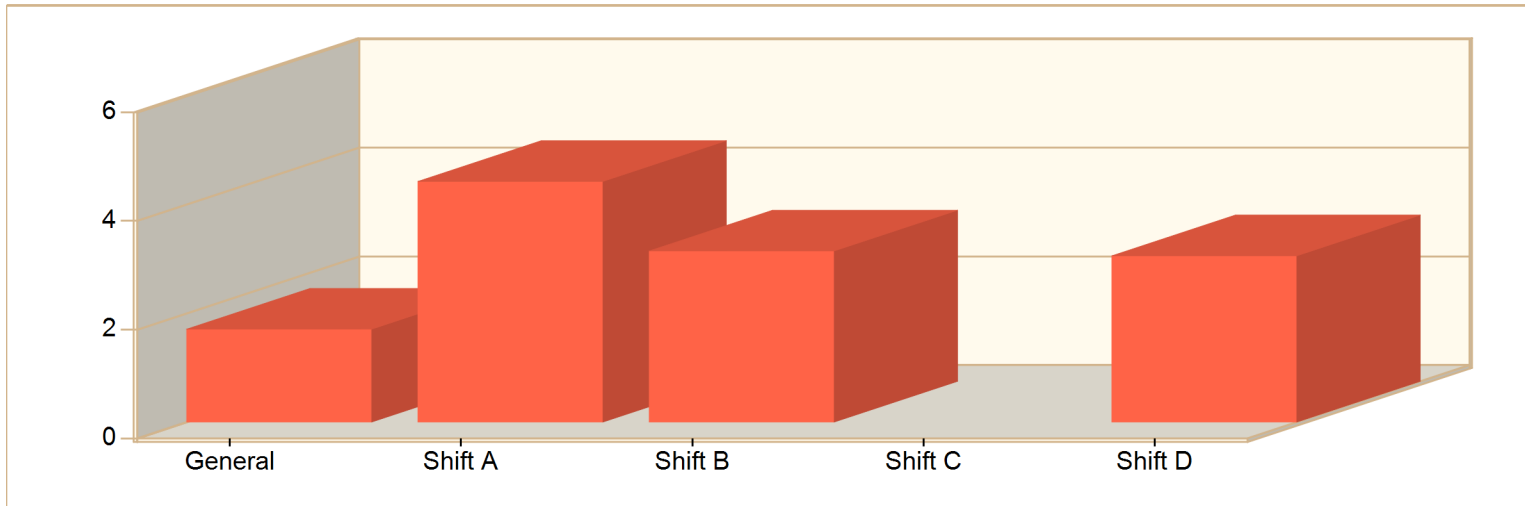
Bryan, OH

This report was generated on 5/4/2022 11:31:16 AM



Average Turnout Time per Shift for Date Range

Start Date: 04/01/2022 | End Date: 04/30/2022



SHIFT	AVERAGE TURNOUT TIME as MM:SS (Dispatch to Enroute)
General	1:42
Shift A	4:26
Shift B	3:09
Shift C	0:00
Shift D	3:03

Committed time (minutes) is the difference between the DISPATCH and ENROUTE time of Basic Info 4. Only REVIEWED incidents included.



Bryan Fire Department

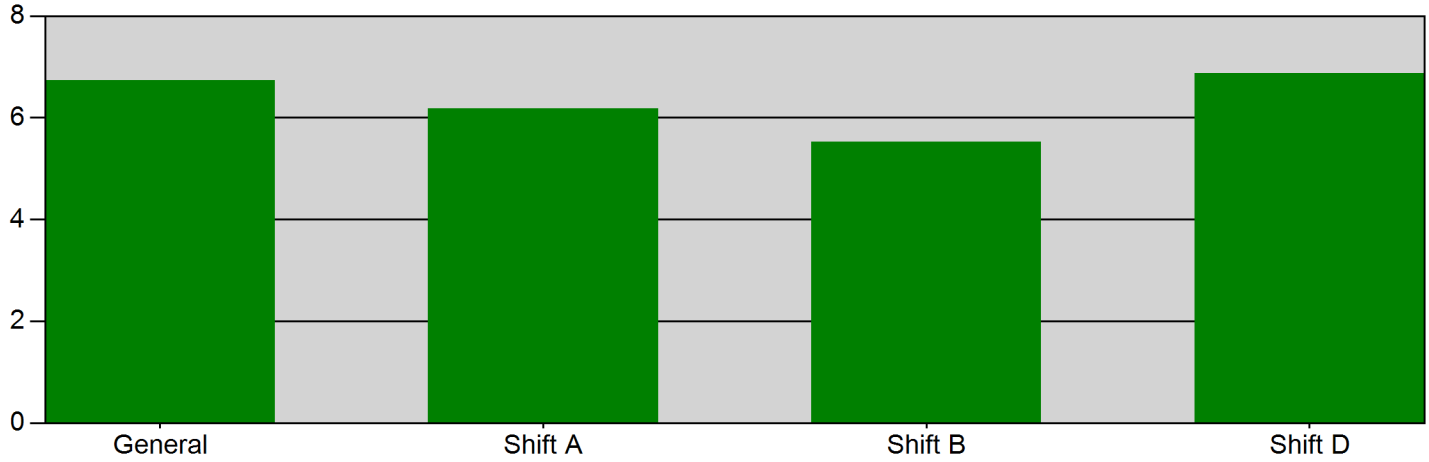
Bryan, OH

This report was generated on 5/4/2022 11:31:50 AM



Average Response Time per Shift for Response Mode for Date Range

Response Mode to Scene: Lights and Sirens | Start Date: 04/01/2022 | End Date: 04/30/2022



SHIFT	AVERAGE RESPONSE TIME in minutes (Dispatch to Arrived)
General	6.73
Shift A	6.18
Shift B	5.53
Shift D	6.87

Average Response Time calculated from DISPATCH and ARRIVED times. Only REVIEWED Incidents are included.



emergencyreporting.com

Doc Id: 52

Page # 1 of 1

Bryan Fire Department

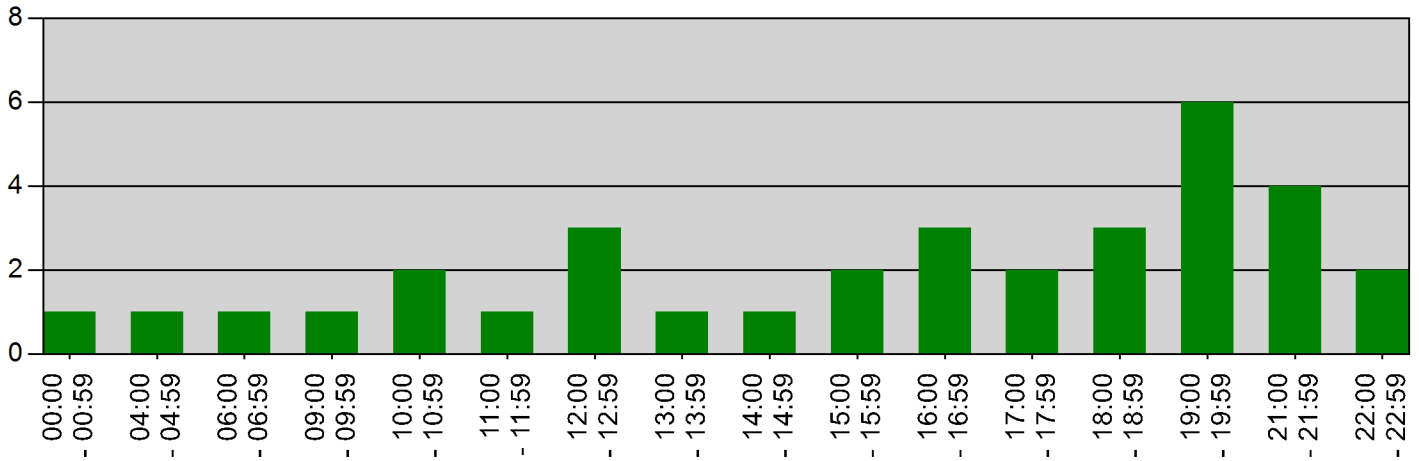
Bryan, OH

This report was generated on 5/4/2022 11:32:27 AM



Incidents by Hour for Date Range

Start Date: 04/01/2022 | End Date: 04/30/2022



HOUR	# of CALLS
00:00 - 00:59	1
04:00 - 04:59	1
06:00 - 06:59	1
09:00 - 09:59	1
10:00 - 10:59	2
11:00 - 11:59	1
12:00 - 12:59	3
13:00 - 13:59	1
14:00 - 14:59	1
15:00 - 15:59	2
16:00 - 16:59	3
17:00 - 17:59	2
18:00 - 18:59	3
19:00 - 19:59	6
21:00 - 21:59	4
22:00 - 22:59	2

Only REVIEWED incidents included



Bryan Fire Department

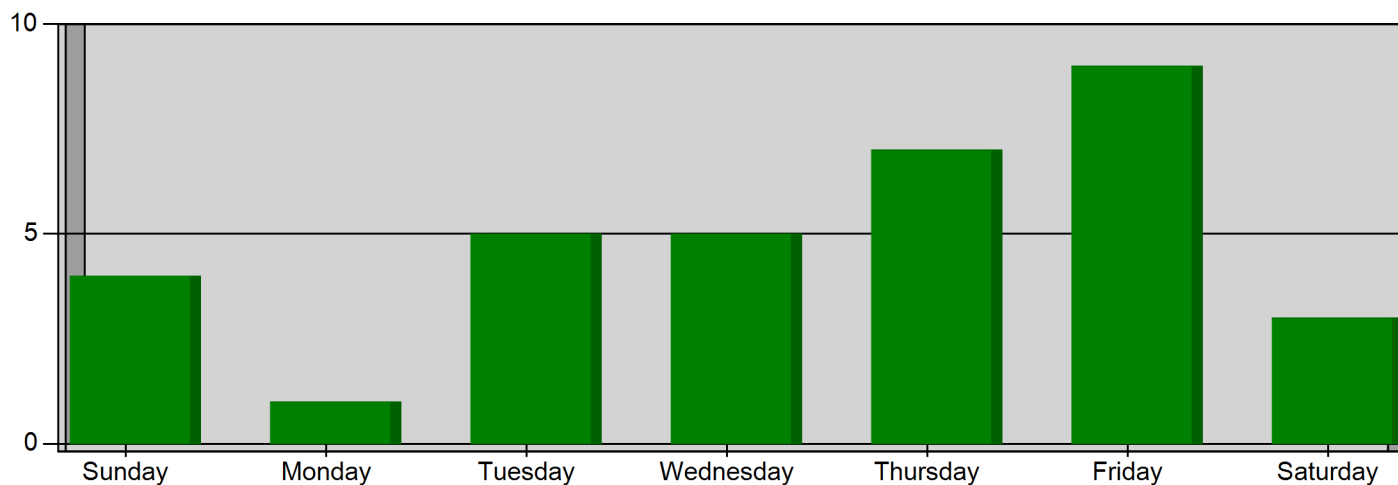
Bryan, OH

This report was generated on 5/4/2022 11:32:58 AM



Incidents by Day of the Week for Date Range

Start Incident Type: 100 | End Incident Type: 911 | Start Date: 04/01/2022 | End Date: 04/30/2022



DAY OF THE WEEK	# INCIDENTS
Sunday	4
Monday	1
Tuesday	5
Wednesday	5
Thursday	7
Friday	9
Saturday	3

TOTAL

34

Only Reviewed incidents included.



emergencyreporting.com

Doc Id: 1284

Page # 1 of 1

Bryan Fire Department

Bryan, OH

This report was generated on 5/4/2022 11:33:21 AM



Count of Occupancies Inspected per Category Type and Subcategory per Inspection Type for Date Range

Start Date: 04/01/2022 | End Date: 04/30/2022

OCCUPANCY CATEGORY - SUBCATEGORY	COUNT
Business Group B	
Clinic-outpatient	
Annual	1
Total Number of Inspections per Category:	1
Factory Industrial Group F	
F2 Low-hazard	
Fire Protection \ Alarm System Test	1
Plan Review	1
Total Number of Inspections per Category:	2

Custom Report build. Inspections must be Completed to be counted.



emergencyreporting.com

Doc Id: 1752

Page # 1 of 1

Bryan Fire Department

Bryan, OH

This report was generated on 5/4/2022 11:33:54 AM



Non-Personnel Attendance per Event Type for Date Range

Event Categories: All Event Categories | Event Type(s): All Event Types | Start Date: 04/01/2022 | End Date: 04/30/2022

EVENT TYPE	DATE	EVENT NAME	CATEGORY	ATTENDING NON-PERSONNEL	TOTAL
Station Tour					
	04/22/2022	Station Tour	Public Relations / Education		
				Children	40
				Adult	6
				Total Non-Personnel for Station Tour:	46
				Grand Non-Personnel Total:	46

Only LOCKED Events Included. If an event does not have any Non-Personnel in attendance, then it will not be included on this report.



emergencyreporting.com

Doc Id: 1774

Page # 1 of 1

Bryan Fire Department

Bryan, OH

This report was generated on 5/4/2022 11:34:16 AM



Count of Classes and People by Class Category with Class Hours and Man Hours for Date Range Passed/Failed: Both Passed and Failed | Start Date: 04/01/2022 | End Date: 04/30/2022

	CLASS COUNT	TOTAL CLASS HOURS	COUNT OF PEOPLE	TOTAL MAN HOURS
EMS	16	40:45	34	80:30
Firefighter Training	16	39:45	59	112:45
Special Operations Training	4	3:00	18	16:00
GRAND TOTALS:	36	83:30	111	209:15

This report lists the actual count of Reviewed classes and the class hours, and the number of people who attended those classes and the total Man Hours for each Class Category. This report pulls training hours from the Training Code Hours field on the Info Page.