



ACTIVITY REPORT

FOR JUNE 2022

FIRE CHIEF DOUGLAS A POOL

A Letter from the Chief

The Jubilee Parade and Day in the Park fireworks are complete for another year. The planning that went into both events helped to ensure a safe and enjoyable celebration. The planning and coordination of these events starts months before. In anticipation of an exceptional crowd in the park this year, many agencies including Bryan Chamber of Commerce, Bryan Parks, Bryan Police and other village police departments, Williams County EMA, Sheriff, EMS and Communications, and many others that worked together to create a plan for this large event. I greatly appreciate the time and effort by all involved. While the plan was not fully implemented because of the postponement of the concert, that plan is a template for future events.

With the recent change to Ohio law, consumer grade fireworks are be legal to possess and discharge without a license or permit. Rules developed by the Ohio State Fire Marshal define dates, times and safe distances from buildings and people for legal discharge of consumer grade fireworks. In cooperation with Bryan Police, we will continue to educate the public about the law. The safest practice is to leave fireworks to the professionals. Enjoy fireworks displays and community events. If you are planning to discharge consumer grade fireworks, follow Ohio Revised Code (R.C.) [3743.45](#) and Ohio Fire Code (OFC) [1301:7-7-56\(Z\)\(5626\)](#). Have a safe and enjoyable summer.

Sincerely,

A handwritten signature in black ink, appearing to read "D.A. Pool". The signature is written in a cursive style with a large, stylized initial "D" and "A".

Fire Chief Douglas A. Pool

Bryan Fire Department

Bryan, OH

This report was generated on 7/7/2022 10:02:04 AM



Incident Statistics

Zone(s): All Zones | Start Date: 06/01/2022 | End Date: 06/30/2022

INCIDENT COUNT			
INCIDENT TYPE		# INCIDENTS	
EMS		7	
FIRE		29	
TOTAL		36	
TOTAL TRANSPORTS (N2 and N3)			
APPARATUS	# of APPARATUS TRANSPORTS	# of PATIENT TRANSPORTS	TOTAL # of PATIENT CONTACTS
TOTAL			
PRE-INCIDENT VALUE		LOSSES	
\$124,600.00		\$10,000.00	
CO CHECKS			
TOTAL			
MUTUAL AID			
Aid Type		Total	
Aid Given		1	
Aid Received		1	
OVERLAPPING CALLS			
# OVERLAPPING		% OVERLAPPING	
0		0	
LIGHTS AND SIREN - AVERAGE RESPONSE TIME (Dispatch to Arrival)			
Station	EMS	FIRE	
Bryan Fire Department	0:04:27	0:10:07	
AVERAGE FOR ALL CALLS		0:08:13	
LIGHTS AND SIREN - AVERAGE TURNOUT TIME (Dispatch to Enroute)			
Station	EMS	FIRE	
Bryan Fire Department	0:01:43	0:03:48	
AVERAGE FOR ALL CALLS		0:03:36	
AGENCY		AVERAGE TIME ON SCENE (MM:SS)	
Bryan Fire Department		40:08	

Only Reviewed Incidents included. EMS for Incident counts includes only 300 to 399 Incident Types. All other incident types are counted as FIRE. CO Checks only includes Incident Types: 424, 736 and 734. # Apparatus Transports = # of incidents where apparatus transported. # Patient Transports = All patients transported by EMS. # Patient Contacts = # of PCR contacted by apparatus. This report now returns both NEMSIS 2 & 3 data as appropriate. For overlapping calls that span over multiple days, total per month will not equal Total count for year.

Bryan Fire Department

Bryan, OH

This report was generated on 7/7/2022 10:11:09 AM



Count of Classes and People by Class Category with Class Hours and Man Hours for Date Range Passed/Failed: Both Passed and Failed | Start Date: 06/01/2022 | End Date: 06/30/2022

	CLASS COUNT	TOTAL CLASS HOURS	COUNT OF PEOPLE	TOTAL MAN HOURS
Academy	4	25:30	21	136:30
EMS	10	23:45	24	52:30
Firefighter Training	7	10:00	33	49:30
Special Operations Training	2	3:45	10	18:45
GRAND TOTALS:	23	63:00	88	257:15

This report lists the actual count of Reviewed classes and the class hours, and the number of people who attended those classes and the total Man Hours for each Class Category. This report pulls training hours from the Training Code Hours field on the Info Page.

Bryan Fire Department

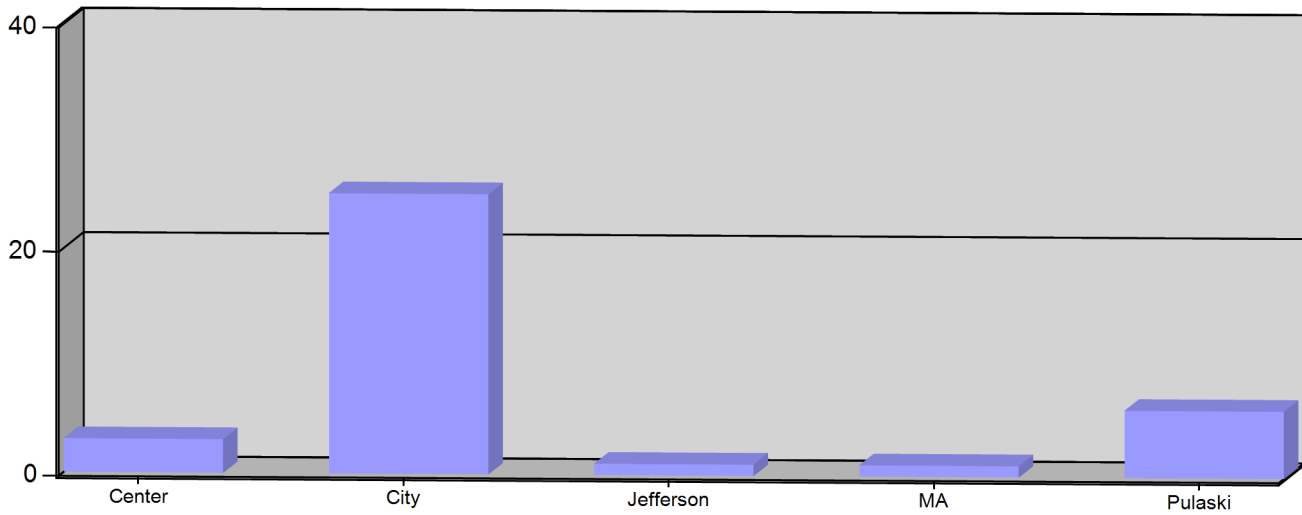
Bryan, OH

This report was generated on 7/7/2022 10:02:57 AM



Incident Count per Zone for Date Range

Start Date: 06/01/2022 | End Date: 06/30/2022



ZONE	# INCIDENTS
Center - Center Twp	3
City - Bryan	25
Jefferson - Jefferson Twp	1
MA - Mutual Aid	1
Pulaski - Pulaski Twp	6

TOTAL: 36

Zone information is defined on the Basic Info 3 screen of an incident. Only REVIEWED incidents included. Archived Zones cannot be unarchived.



emergencyreporting.com

Doc Id: 270

Page # 1 of 1

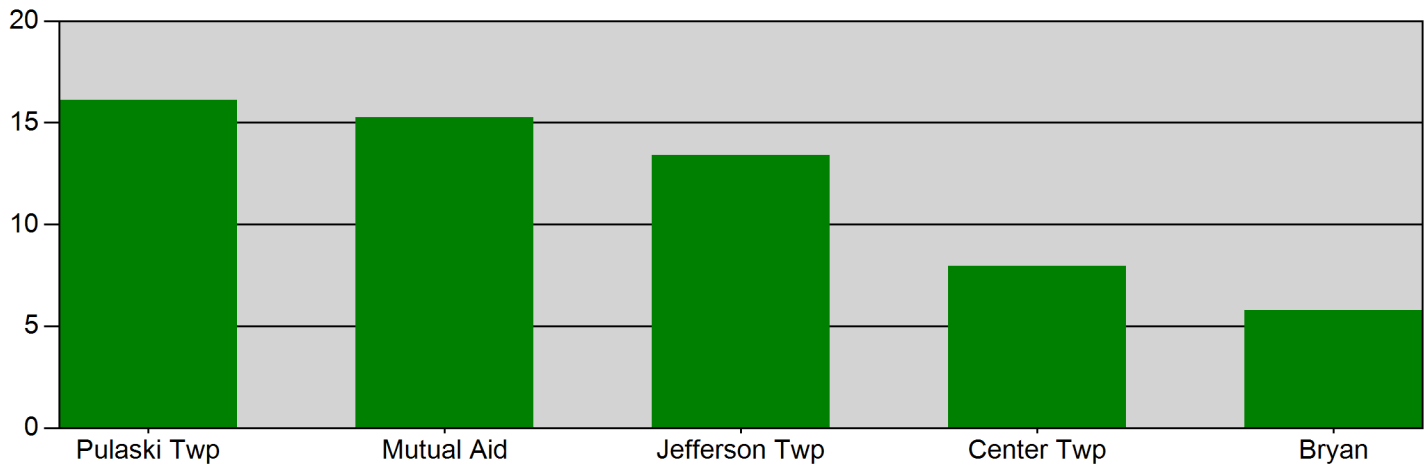
Bryan Fire Department

Bryan, OH

This report was generated on 7/7/2022 10:03:54 AM



Response Mode: Lights and Sirens | Start Date: 06/01/2022 | End Date: 06/30/2022



Zone	AVERAGE RESPONSE TIME (in minutes)
Pulaski Twp	16.11
Mutual Aid	15.26
Jefferson Twp	13.40
Center Twp	7.97
Bryan	5.79

Only REVIEWED incidents included. Response Time is Dispatched to Arrived. Includes all apparatus with arrival times. Excludes "Cancelled" apparatus.



Bryan Fire Department

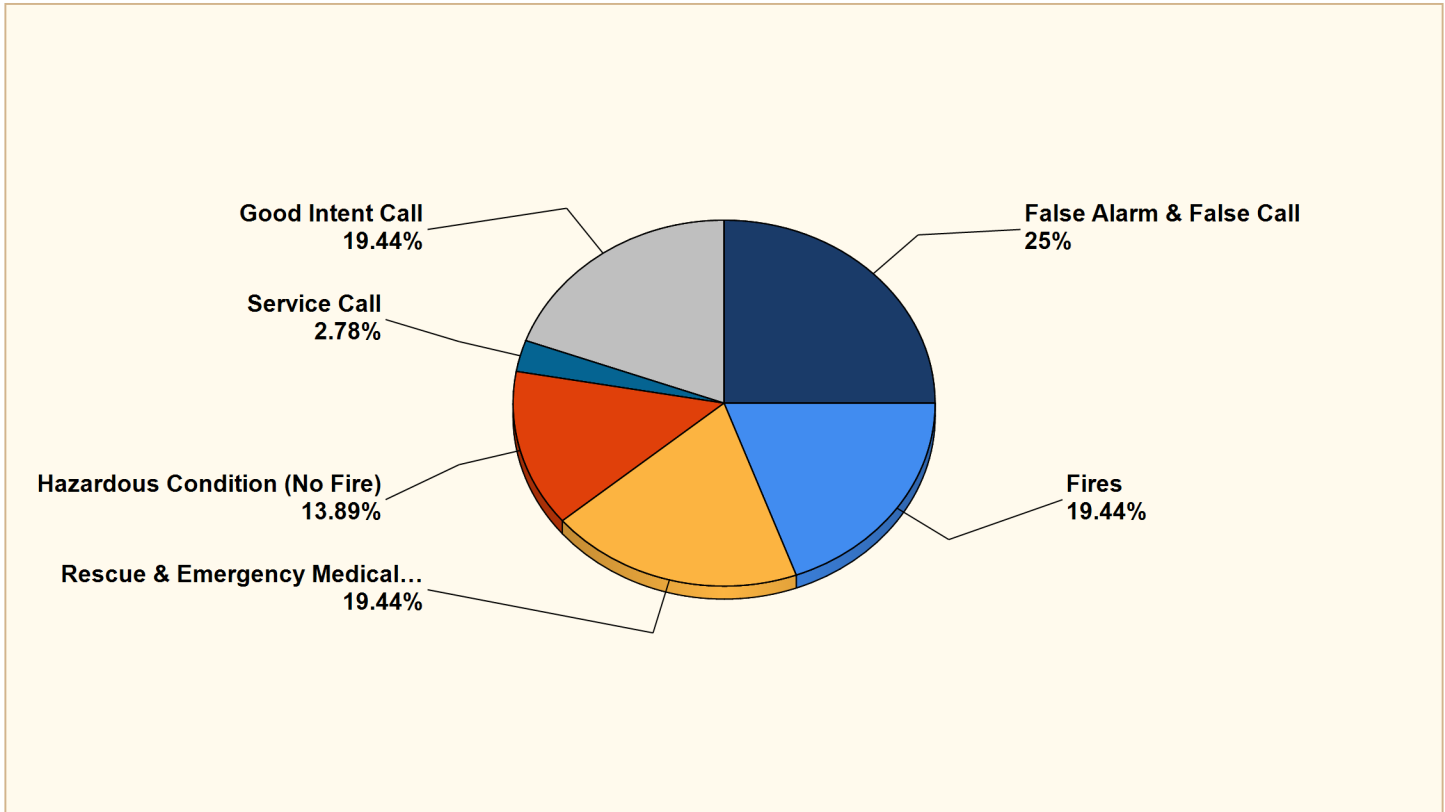
Bryan, OH

This report was generated on 7/7/2022 10:04:33 AM



Breakdown by Major Incident Types for Date Range

Zone(s): All Zones | Start Date: 06/01/2022 | End Date: 06/30/2022



MAJOR INCIDENT TYPE	# INCIDENTS	% of TOTAL
Fires	7	19.44%
Rescue & Emergency Medical Service	7	19.44%
Hazardous Condition (No Fire)	5	13.89%
Service Call	1	2.78%
Good Intent Call	7	19.44%
False Alarm & False Call	9	25%
TOTAL	36	100%

Only REVIEWED and/or LOCKED IMPORTED incidents are included. Summary results for a major incident type are not displayed if the count is zero.



Detailed Breakdown by Incident Type

INCIDENT TYPE	# INCIDENTS	% of TOTAL
111 - Building fire	1	2.78%
113 - Cooking fire, confined to container	2	5.56%
118 - Trash or rubbish fire, contained	1	2.78%
140 - Natural vegetation fire, other	1	2.78%
142 - Brush or brush-and-grass mixture fire	1	2.78%
160 - Special outside fire, other	1	2.78%
311 - Medical assist, assist EMS crew	2	5.56%
321 - EMS call, excluding vehicle accident with injury	1	2.78%
322 - Motor vehicle accident with injuries	3	8.33%
324 - Motor vehicle accident with no injuries.	1	2.78%
411 - Gasoline or other flammable liquid spill	3	8.33%
420 - Toxic condition, other	1	2.78%
422 - Chemical spill or leak	1	2.78%
542 - Animal rescue	1	2.78%
611 - Dispatched & cancelled en route	4	11.11%
631 - Authorized controlled burning	1	2.78%
651 - Smoke scare, odor of smoke	1	2.78%
671 - HazMat release investigation w/no HazMat	1	2.78%
733 - Smoke detector activation due to malfunction	4	11.11%
735 - Alarm system sounded due to malfunction	2	5.56%
745 - Alarm system activation, no fire - unintentional	3	8.33%
TOTAL INCIDENTS:	36	100%

Only REVIEWED and/or LOCKED IMPORTED incidents are included. Summary results for a major incident type are not displayed if the count is zero.



Bryan Fire Department

Bryan, OH

This report was generated on 7/7/2022 10:00:42 AM



Incidents by Shift for Date Range

Start Date: 06/01/2022 | End Date: 06/30/2022



SHIFT	# INCIDENTS
General	8
Shift A	9
Shift B	8
Shift C	5
Shift D	6

TOTAL: 36

Incidents with multiple EXPOSURES, with distinct stations, may create a slight difference between the report total and total number of actual incidents for the DATE RANGE provided. The totals reflect the # INCIDENTS each STATION was assigned. Only REVIEWED incidents included.



Bryan Fire Department

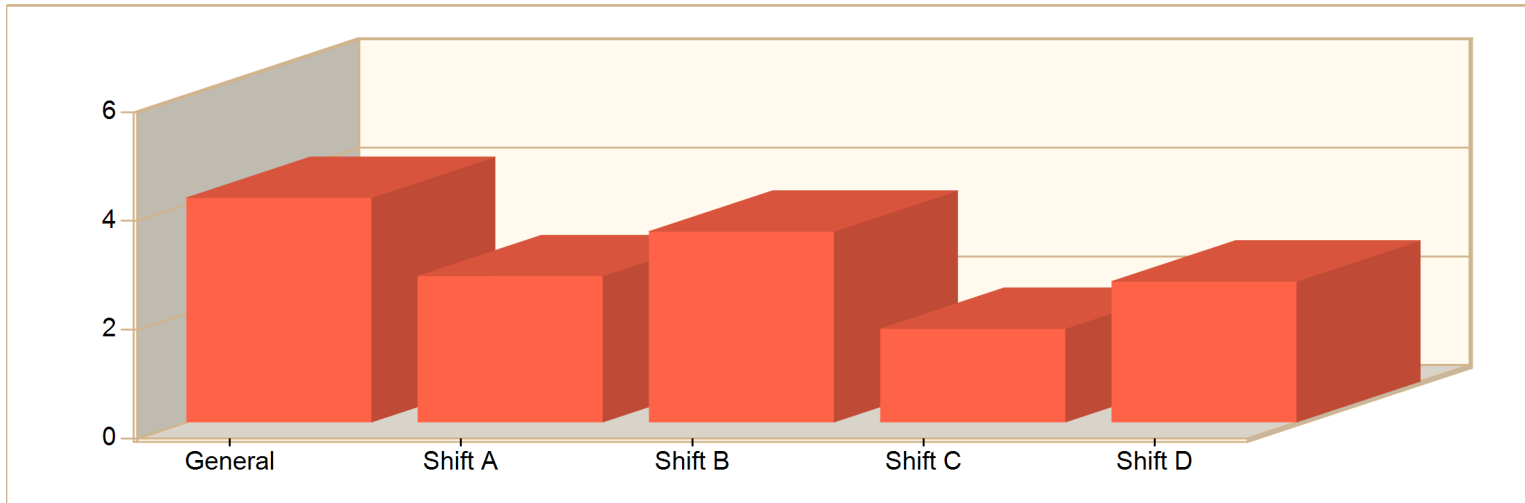
Bryan, OH

This report was generated on 7/7/2022 10:05:00 AM



Average Turnout Time per Shift for Date Range

Start Date: 06/01/2022 | End Date: 06/30/2022



SHIFT	AVERAGE TURNOUT TIME as MM:SS (Dispatch to Enroute)
General	4:08
Shift A	2:42
Shift B	3:30
Shift C	1:43
Shift D	2:35

Committed time (minutes) is the difference between the DISPATCH and ENROUTE time of Basic Info 4. Only REVIEWED incidents included.



Bryan Fire Department

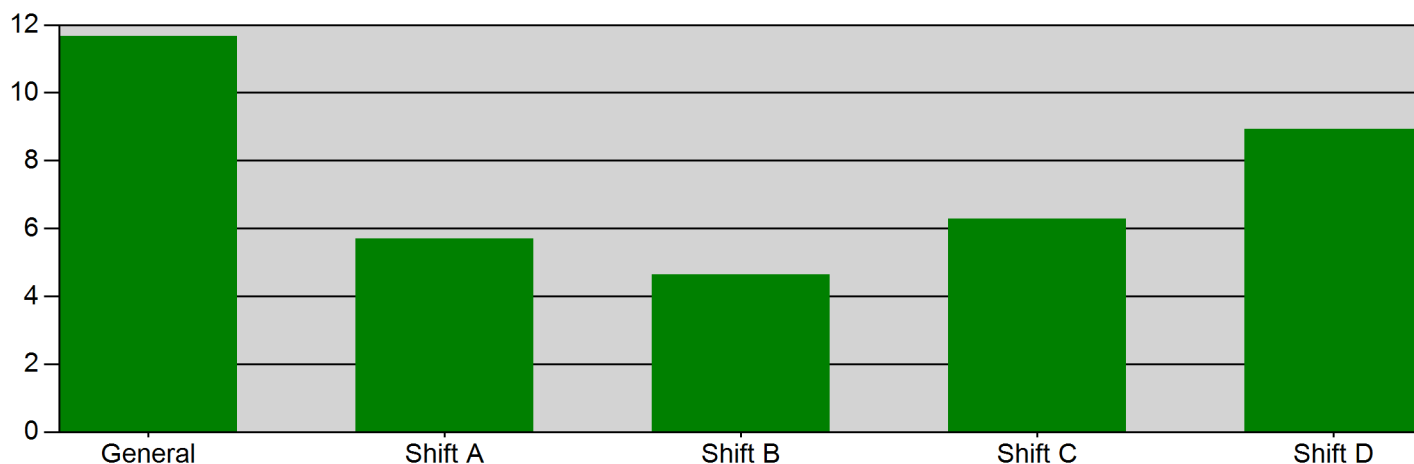
Bryan, OH

This report was generated on 7/7/2022 10:05:41 AM



Average Response Time per Shift for Response Mode for Date Range

Response Mode to Scene: Lights and Sirens | Start Date: 06/01/2022 | End Date: 06/30/2022



SHIFT	AVERAGE RESPONSE TIME in minutes (Dispatch to Arrived)
General	11.67
Shift A	5.70
Shift B	4.65
Shift C	6.30
Shift D	8.93

Average Response Time calculated from DISPATCH and ARRIVED times. Only REVIEWED Incidents are included.



emergencyreporting.com

Doc Id: 52

Page # 1 of 1

Bryan Fire Department

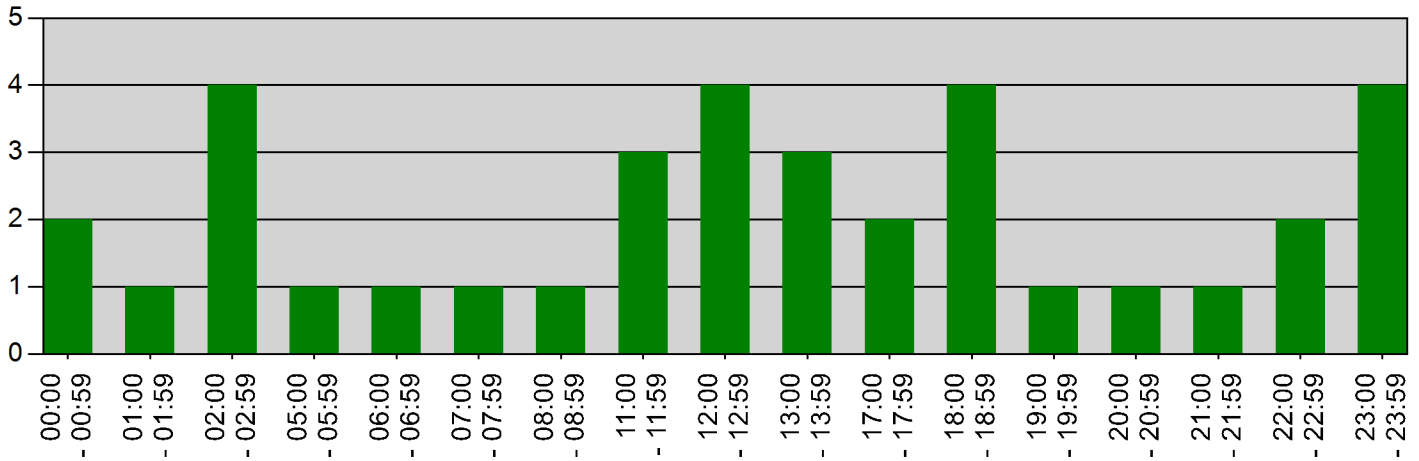
Bryan, OH

This report was generated on 7/7/2022 10:06:34 AM



Incidents by Hour for Date Range

Start Date: 06/01/2022 | End Date: 06/30/2022



HOUR	# of CALLS
00:00 - 00:59	2
01:00 - 01:59	1
02:00 - 02:59	4
05:00 - 05:59	1
06:00 - 06:59	1
07:00 - 07:59	1
08:00 - 08:59	1
11:00 - 11:59	3
12:00 - 12:59	4
13:00 - 13:59	3
17:00 - 17:59	2
18:00 - 18:59	4
19:00 - 19:59	1
20:00 - 20:59	1
21:00 - 21:59	1
22:00 - 22:59	2
23:00 - 23:59	4

Only REVIEWED incidents included



Bryan Fire Department

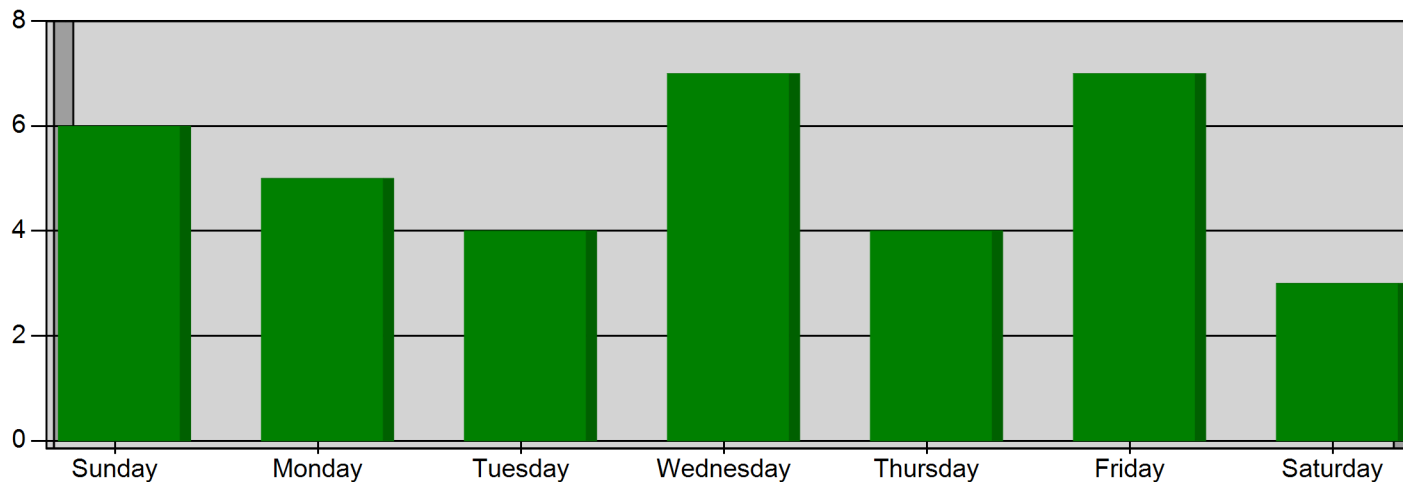
Bryan, OH

This report was generated on 7/7/2022 10:08:02 AM



Incidents by Day of the Week for Date Range

Start Incident Type: 100 | End Incident Type: 911 | Start Date: 06/01/2022 | End Date: 06/30/2022



DAY OF THE WEEK	# INCIDENTS
Sunday	6
Monday	5
Tuesday	4
Wednesday	7
Thursday	4
Friday	7
Saturday	3

TOTAL

36

Only Reviewed incidents included.



emergencyreporting.com

Doc Id: 1284

Page # 1 of 1

Bryan Fire Department

Bryan, OH

This report was generated on 7/7/2022 10:08:42 AM



Count of Occupancies Inspected per Category Type and Subcategory per Inspection Type for Date Range

Start Date: 06/01/2022 | End Date: 06/30/2022

OCCUPANCY CATEGORY - SUBCATEGORY	COUNT
Factory Industrial Group F	
F1 Moderate-hazard	
Permit	1
Total Number of Inspections per Category:	1
Residential Detached 1,2 and 3 Family	
Dwelling	
Foster Care/Adoption	1
Total Number of Inspections per Category:	1

Custom Report build. Inspections must be Completed to be counted.



emergencyreporting.com

Doc Id: 1752

Page # 1 of 1

Bryan Fire Department

Bryan, OH

This report was generated on 7/7/2022 10:09:26 AM



Non-Personnel Attendance per Event Type for Date Range

Event Categories: All Event Categories | Event Type(s): All Event Types | Start Date: 06/01/2022 | End Date: 06/30/2022

EVENT TYPE	DATE	EVENT NAME	CATEGORY	ATTENDING NON-PERSONNEL	TOTAL
Public Education					
	06/16/2022	Safety Town	Public Relations / Education		
				Children	10
				Adult	3
				Children	13
				Adult	2
				Total Non-Personnel for Safety Town:	28
				Grand Non-Personnel Total:	28

Only LOCKED Events Included. If an event does not have any Non-Personnel in attendance, then it will not be included on this report.



emergencyreporting.com

Doc Id: 1774

Page # 1 of 1