



ACTIVITY REPORT

FOR JANUARY 2023

FIRE CHIEF DOUGLAS A. POOL

A Letter from the Chief

Beginning a new year, we continue to see many of the same challenges of staffing. Resignation of Firefighter/EMT Adam Helms has left an opening for a fulltime firefighter. We are in process of filling the vacancy.

We have seen an increase in medical responses but the number of fires remains consistent. The Bryan Fire Department is ready to respond to any emergency at any time. The best way to protect you and your family is to ensure working smoke and carbon monoxide detectors are in your home. Having a fire extinguisher ready for use can quickly extinguish a fire before it grows out of control. While businesses are required to have fire extinguisher, it is a good tool to have at home. We have responded to several fires over the past year that have been extinguished or held in check until our arrival by occupants using portable fire extinguishers. Fire extinguishers in the home should have an 2A:10B:C rating. These are typically 5 lb. dry chemical extinguishers. Remember to have an escape plan, even when using an extinguisher.

Sincerely,

A handwritten signature in black ink, appearing to read "D. A. Pool". The signature is cursive and somewhat stylized, with the first letters of each name being capitalized and prominent.

Fire Chief Douglas A Pool

Bryan Fire Department

Bryan, OH

This report was generated on 2/1/2023 10:00:50 AM



Incident Statistics

Zone(s): All Zones | Start Date: 01/01/2023 | End Date: 01/31/2023

INCIDENT COUNT			
INCIDENT TYPE		# INCIDENTS	
EMS		23	
FIRE		21	
TOTAL		44	
TOTAL TRANSPORTS (N2 and N3)			
APPARATUS	# of APPARATUS TRANSPORTS	# of PATIENT TRANSPORTS	TOTAL # of PATIENT CONTACTS
TOTAL			
PRE-INCIDENT VALUE		LOSSES	
\$116,900.00		\$1,275.00	
CO CHECKS			
736 - CO detector activation due to malfunction		1	
TOTAL		1	
MUTUAL AID			
Aid Type		Total	
Aid Given		4	
Aid Received		1	
OVERLAPPING CALLS			
# OVERLAPPING		% OVERLAPPING	
0		0	
LIGHTS AND SIREN - AVERAGE RESPONSE TIME (Dispatch to Arrival)			
Station	EMS	FIRE	
Bryan Fire Department	0:05:01	0:06:55	
AVERAGE FOR ALL CALLS		0:06:16	
LIGHTS AND SIREN - AVERAGE TURNOUT TIME (Dispatch to Enroute)			
Station	EMS	FIRE	
Bryan Fire Department	0:01:45	0:01:39	
AVERAGE FOR ALL CALLS		0:02:14	
AGENCY		AVERAGE TIME ON SCENE (MM:SS)	
Bryan Fire Department		24:58	

Only Reviewed Incidents included. EMS for Incident counts includes only 300 to 399 Incident Types. All other incident types are counted as FIRE. CO Checks only includes Incident Types: 424, 736 and 734. # Apparatus Transports = # of incidents where apparatus transported. # Patient Transports = All patients transported by EMS. # Patient Contacts = # of PCR contacted by apparatus. This report now returns both NEMSIS 2 & 3 data as appropriate. For overlapping calls that span over multiple days, total per month will not equal Total count for year.

Bryan Fire Department

Bryan, OH

This report was generated on 2/1/2023 10:11:57 AM



Count of Classes and People by Class Category with Class Hours and Man Hours for Date Range Passed/Failed: Both Passed and Failed | Start Date: 01/01/2023 | End Date: 01/31/2023

	CLASS COUNT	TOTAL CLASS HOURS	COUNT OF PEOPLE	TOTAL MAN HOURS
Academy	5	34:30	14	100:30
EMS	8	15:00	39	70:00
GRAND TOTALS:	13	49:30	53	170:30

This report lists the actual count of Reviewed classes and the class hours, and the number of people who attended those classes and the total Man Hours for each Class Category. This report pulls training hours from the Training Code Hours field on the Info Page.

Bryan Fire Department

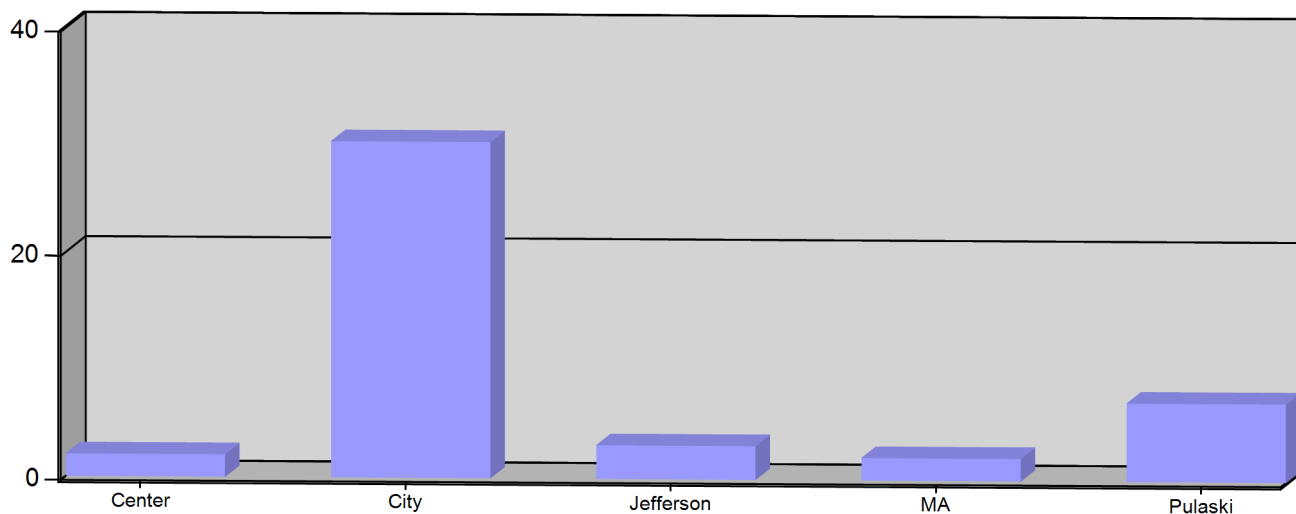
Bryan, OH

This report was generated on 2/1/2023 9:54:43 AM



Incident Count per Zone for Date Range

Start Date: 01/01/2023 | End Date: 01/31/2023



ZONE	# INCIDENTS
Center - Center Twp	2
City - Bryan	30
Jefferson - Jefferson Twp	3
MA - Mutual Aid	2
Pulaski - Pulaski Twp	7

TOTAL: 44

Zone information is defined on the Basic Info 3 screen of an incident. Only REVIEWED incidents included. Archived Zones cannot be unarchived.



emergencyreporting.com

Doc Id: 270

Page # 1 of 1

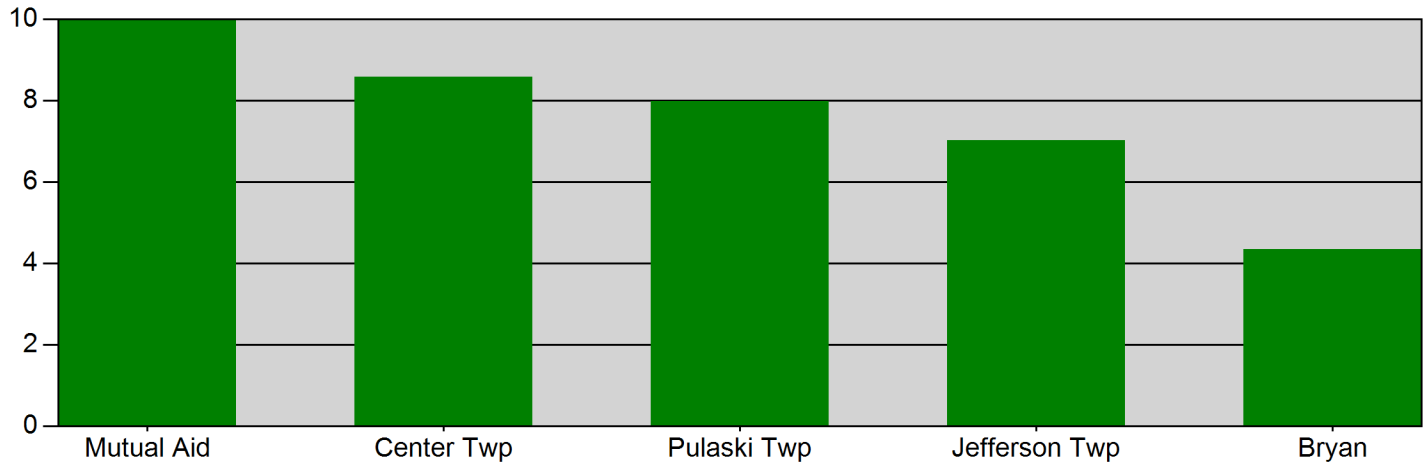
Bryan Fire Department

Bryan, OH

This report was generated on 2/1/2023 10:11:28 AM



Response Mode: Lights and Sirens | Start Date: 01/01/2023 | End Date: 01/31/2023



Zone	AVERAGE RESPONSE TIME (in minutes)
Mutual Aid	9.97
Center Twp	8.57
Pulaski Twp	7.98
Jefferson Twp	7.02
Bryan	4.34

Only REVIEWED incidents included. Response Time is Dispatched to Arrived. Includes all apparatus with arrival times. Excludes "Cancelled" apparatus.



Bryan Fire Department

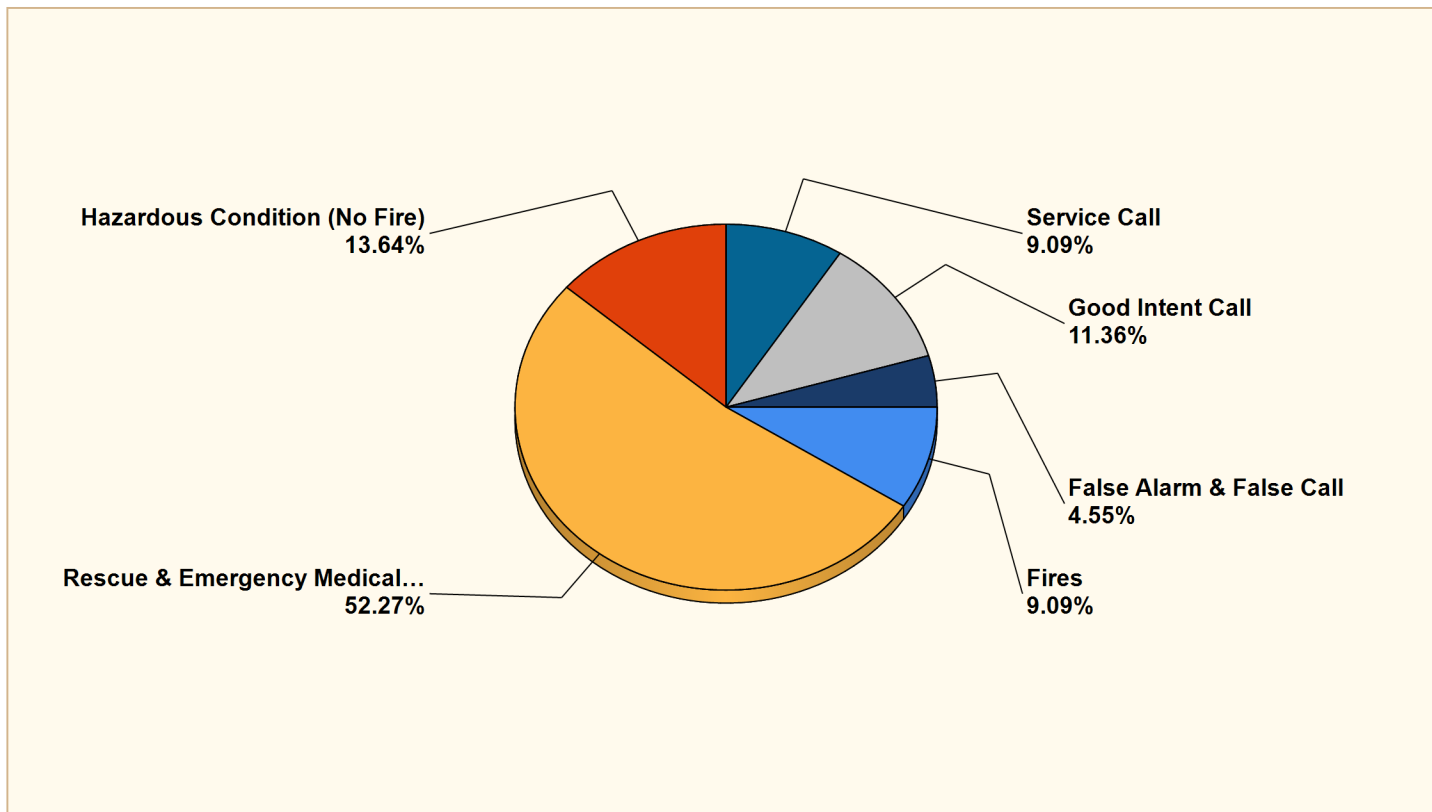
Bryan, OH

This report was generated on 2/1/2023 9:55:12 AM



Breakdown by Major Incident Types for Date Range

Zone(s): All Zones | Start Date: 01/01/2023 | End Date: 01/31/2023



MAJOR INCIDENT TYPE	# INCIDENTS	% of TOTAL
Fires	4	9.09%
Rescue & Emergency Medical Service	23	52.27%
Hazardous Condition (No Fire)	6	13.64%
Service Call	4	9.09%
Good Intent Call	5	11.36%
False Alarm & False Call	2	4.55%
TOTAL	44	100%

Only REVIEWED and/or LOCKED IMPORTED incidents are included. Summary results for a major incident type are not displayed if the count is zero.



Detailed Breakdown by Incident Type

INCIDENT TYPE	# INCIDENTS	% of TOTAL
111 - Building fire	3	6.82%
118 - Trash or rubbish fire, contained	1	2.27%
311 - Medical assist, assist EMS crew	14	31.82%
321 - EMS call, excluding vehicle accident with injury	4	9.09%
322 - Motor vehicle accident with injuries	2	4.55%
324 - Motor vehicle accident with no injuries.	2	4.55%
353 - Removal of victim(s) from stalled elevator	1	2.27%
412 - Gas leak (natural gas or LPG)	2	4.55%
421 - Chemical hazard (no spill or leak)	1	2.27%
445 - Arcing, shorted electrical equipment	2	4.55%
463 - Vehicle accident, general cleanup	1	2.27%
531 - Smoke or odor removal	1	2.27%
551 - Assist police or other governmental agency	1	2.27%
561 - Unauthorized burning	1	2.27%
571 - Cover assignment, standby, moveup	1	2.27%
611 - Dispatched & cancelled en route	2	4.55%
622 - No incident found on arrival at dispatch address	1	2.27%
651 - Smoke scare, odor of smoke	1	2.27%
652 - Steam, vapor, fog or dust thought to be smoke	1	2.27%
736 - CO detector activation due to malfunction	1	2.27%
743 - Smoke detector activation, no fire - unintentional	1	2.27%
TOTAL INCIDENTS:	44	100%

Only REVIEWED and/or LOCKED IMPORTED incidents are included. Summary results for a major incident type are not displayed if the count is zero.



Bryan Fire Department

Bryan, OH

This report was generated on 2/1/2023 9:51:52 AM



Incidents by Shift for Date Range

Start Date: 01/01/2023 | End Date: 01/31/2023



SHIFT	# INCIDENTS
General	12
Shift A	5
Shift B	10
Shift C	11
Shift D	6

TOTAL: 44

Incidents with multiple EXPOSURES, with distinct stations, may create a slight difference between the report total and total number of actual incidents for the DATE RANGE provided. The totals reflect the # INCIDENTS each STATION was assigned. Only REVIEWED incidents included.



Bryan Fire Department

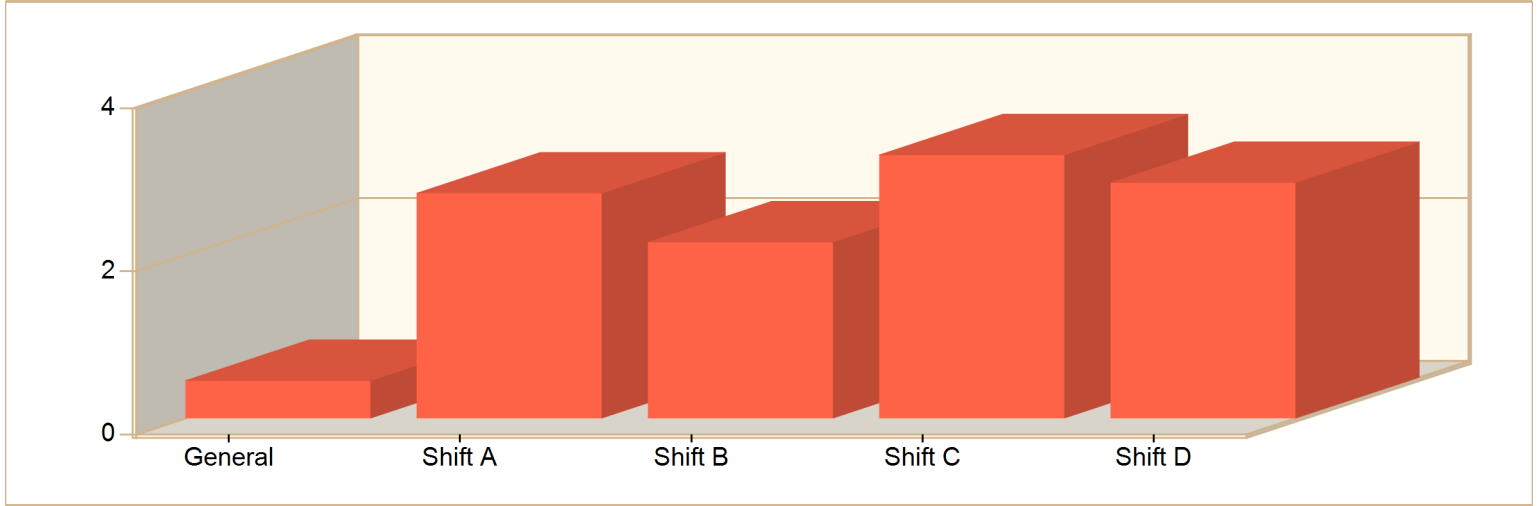
Bryan, OH

This report was generated on 2/1/2023 10:12:26 AM



Average Turnout Time per Shift for Date Range

Start Date: 01/01/2023 | End Date: 01/31/2023



SHIFT	AVERAGE TURNOUT TIME as MM:SS (Dispatch to Enroute)
General	0:28
Shift A	2:46
Shift B	2:09
Shift C	3:14
Shift D	2:54

Committed time (minutes) is the difference between the DISPATCH and ENROUTE time of Basic Info 4. Only REVIEWED incidents included.



Bryan Fire Department

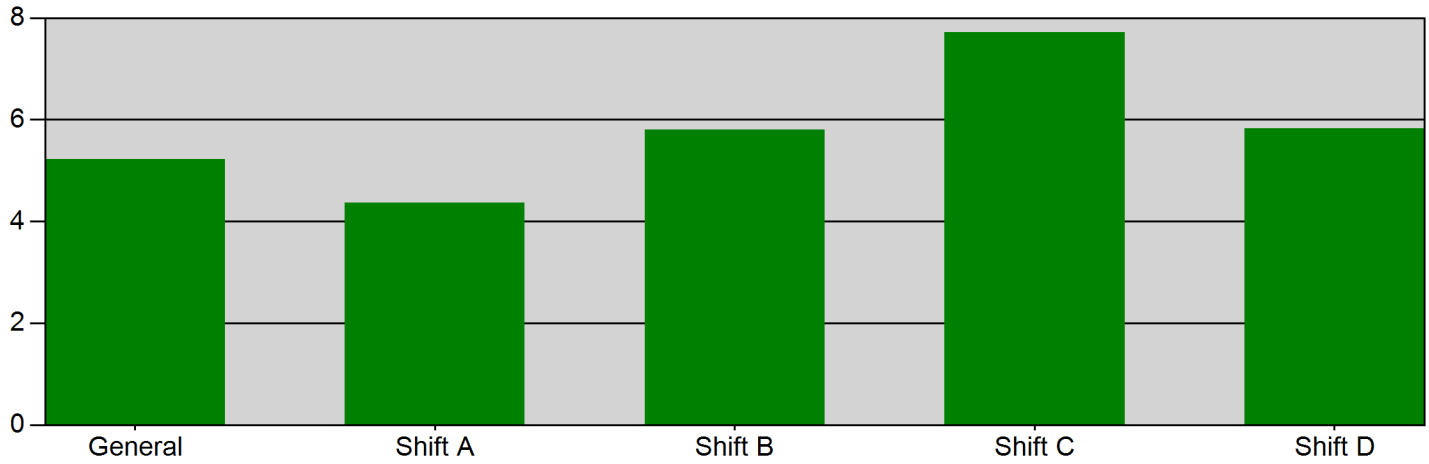
Bryan, OH

This report was generated on 2/1/2023 10:10:47 AM



Average Response Time per Shift for Response Mode for Date Range

Response Mode to Scene: Lights and Sirens | Start Date: 01/01/2023 | End Date: 01/31/2023



SHIFT	AVERAGE RESPONSE TIME in minutes (Dispatch to Arrived)
General	5.22
Shift A	4.37
Shift B	5.80
Shift C	7.72
Shift D	5.83

Average Response Time calculated from DISPATCH and ARRIVED times. Only REVIEWED Incidents are included.



emergencyreporting.com

Doc Id: 52

Page # 1 of 1

Bryan Fire Department

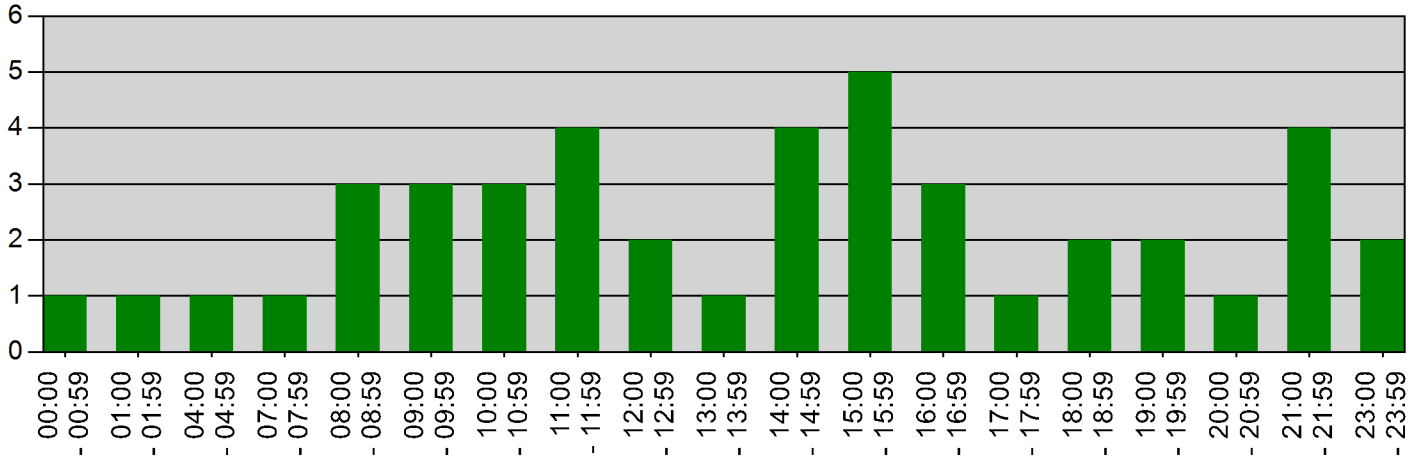
Bryan, OH

This report was generated on 2/1/2023 9:52:45 AM



Incidents by Hour for Date Range

Start Date: 01/01/2023 | End Date: 01/31/2023



HOUR	# of CALLS
00:00 - 00:59	1
01:00 - 01:59	1
04:00 - 04:59	1
07:00 - 07:59	1
08:00 - 08:59	3
09:00 - 09:59	3
10:00 - 10:59	3
11:00 - 11:59	4
12:00 - 12:59	2
13:00 - 13:59	1
14:00 - 14:59	4
15:00 - 15:59	5
16:00 - 16:59	3
17:00 - 17:59	1
18:00 - 18:59	2
19:00 - 19:59	2
20:00 - 20:59	1
21:00 - 21:59	4
23:00 - 23:59	2

Only REVIEWED incidents included



Bryan Fire Department

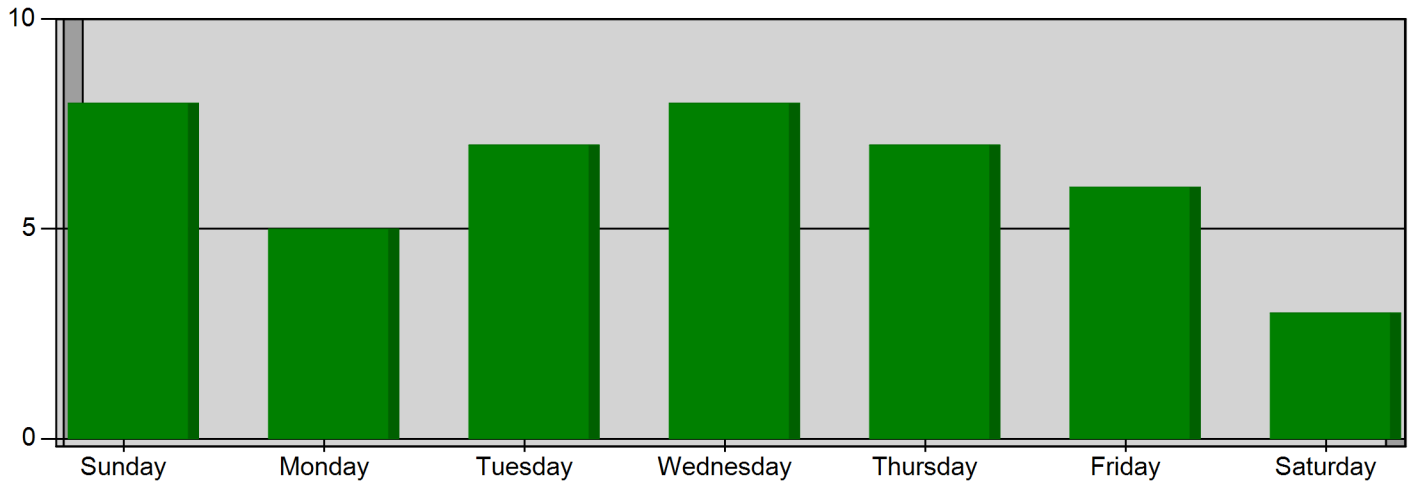
Bryan, OH

This report was generated on 2/1/2023 9:54:03 AM



Incidents by Day of the Week for Date Range

Start Incident Type: 100 | End Incident Type: 911 | Start Date: 01/01/2023 | End Date: 01/31/2023



DAY OF THE WEEK	# INCIDENTS
Sunday	8
Monday	5
Tuesday	7
Wednesday	8
Thursday	7
Friday	6
Saturday	3

TOTAL

44

Only Reviewed incidents included.



emergencyreporting.com

Doc Id: 1284

Page # 1 of 1

Bryan Fire Department

Bryan, OH

This report was generated on 2/1/2023 10:00:11 AM



Count of Occupancies Inspected per Category Type and Subcategory per Inspection Type for Date Range

Start Date: 01/01/2023 | End Date: 01/31/2023

OCCUPANCY CATEGORY - SUBCATEGORY	COUNT
Assembly Group A	
A3 Worship and Recreation	
Annual	1
Total Number of Inspections per Category:	1
Business Group B	
Office	
Fire Protection \ Alarm System Test	1
Total Number of Inspections per Category:	1
Educational Group E	
Daycare with more than 5 children age 2.5 or older Group E	
Annual	1
Non-traditional School	
Annual	2
Total Number of Inspections per Category:	3
Factory Industrial Group F	
F1 Moderate-hazard	
Fire Protection \ Alarm System Test	1
Total Number of Inspections per Category:	1
Storage Group S	
S1 Moderate-hazard (Car Garages)	
Final Building Acceptance	1
Total Number of Inspections per Category:	1

Custom Report build. Inspections must be Completed to be counted.



emergencyreporting.com

Doc Id: 1752

Page # 1 of 1