



ACTIVITY REPORT

FOR FEBRUARY 2023

FIRE CHIEF DOUGLAS A POOL

A Letter from the Chief

The weather in February was unpredictable as usual. From snow, freezing rain and flooding added challenges to our responses. Once again, third of the responses are for rescues and EMS. Another third are unintentional false alarms and calls with good intent where no emergency was found after investigation.

We are happy to have received two grants for equipment. The \$43,860.87 MARCS grant from the State Fire Marshal will put additional mobile radios in our fleet and put portable radios in the hands of responder. Communication on the fire ground is key to safe operations. The \$33,375.00 grant from Ohio Bureau of Workers Compensation will be used to replace obsolete extrication equipment.

As we prepare for spring, be ready for severe storms. Check your emergency kit and update your weather alert contact information. Visit Alert86.com to add or update contact information on the Williams County notification system.

Welcome to our newest fulltime staff member, Firefighter Beau Zuver. He fills a vacancy that opened in January. Vacancies remain for paid on call firefighters. Fulltime staff rely on the additional part time and paid on call staff to respond to emergencies 24 hours a day 7 days a week. Thanks to all that serve.

Be safe.

Sincerely,

A handwritten signature in black ink, appearing to read "D. A. Pool". The signature is stylized with loops and a long horizontal stroke at the end.

Fire Chief Douglas A. Pool

Bryan Fire Department

Bryan, OH

This report was generated on 3/1/2023 9:30:33 AM



Incident Statistics

Zone(s): All Zones | Start Date: 02/01/2023 | End Date: 02/28/2023

INCIDENT COUNT			
INCIDENT TYPE		# INCIDENTS	
EMS		10	
FIRE		22	
TOTAL		32	
TOTAL TRANSPORTS (N2 and N3)			
APPARATUS	# of APPARATUS TRANSPORTS	# of PATIENT TRANSPORTS	TOTAL # of PATIENT CONTACTS
TOTAL			
PRE-INCIDENT VALUE		LOSSES	
\$0.00		\$0.00	
CO CHECKS			
TOTAL			
MUTUAL AID			
Aid Type		Total	
Aid Given		3	
OVERLAPPING CALLS			
# OVERLAPPING		% OVERLAPPING	
2		6.25	
LIGHTS AND SIREN - AVERAGE RESPONSE TIME (Dispatch to Arrival)			
Station	EMS	FIRE	
Bryan Fire Department	0:05:13	0:08:41	
AVERAGE FOR ALL CALLS		0:06:10	
LIGHTS AND SIREN - AVERAGE TURNOUT TIME (Dispatch to Enroute)			
Station	EMS	FIRE	
Bryan Fire Department	0:01:00	0:01:47	
AVERAGE FOR ALL CALLS		0:01:31	
AGENCY		AVERAGE TIME ON SCENE (MM:SS)	
Bryan Fire Department		28:53	

Only Reviewed Incidents included. EMS for Incident counts includes only 300 to 399 Incident Types. All other incident types are counted as FIRE. CO Checks only includes Incident Types: 424, 736 and 734. # Apparatus Transports = # of incidents where apparatus transported. # Patient Transports = All patients transported by EMS. # Patient Contacts = # of PCR contacted by apparatus. This report now returns both NEMSIS 2 & 3 data as appropriate. For overlapping calls that span over multiple days, total per month will not equal Total count for year.

Bryan Fire Department

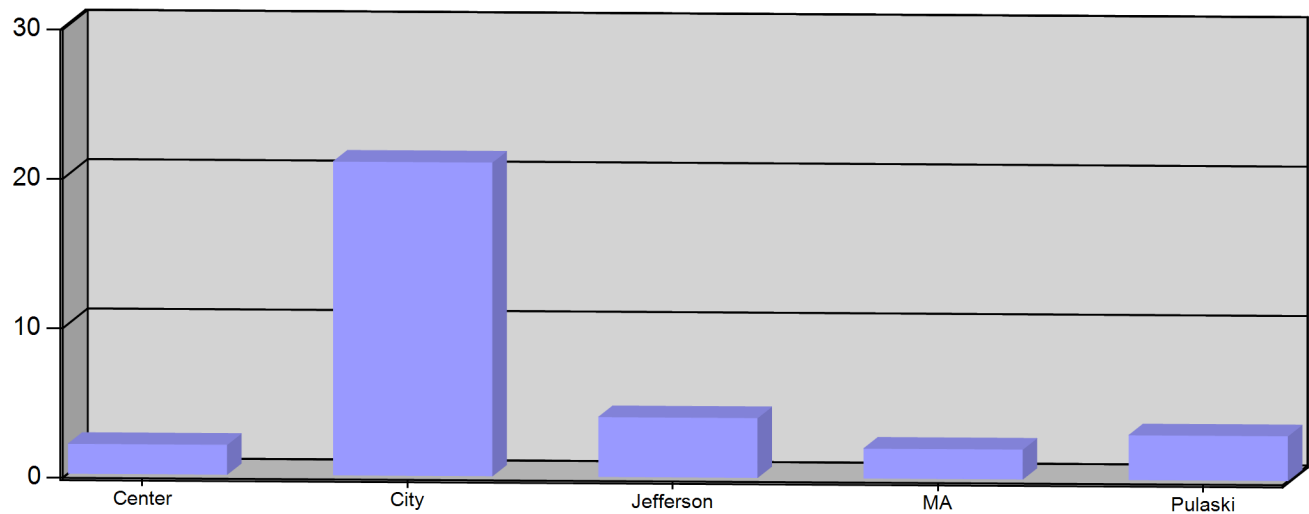
Bryan, OH

This report was generated on 3/1/2023 9:28:33 AM



Incident Count per Zone for Date Range

Start Date: 02/01/2023 | End Date: 02/28/2023



ZONE	# INCIDENTS
Center - Center Twp	2
City - Bryan	21
Jefferson - Jefferson Twp	4
MA - Mutual Aid	2
Pulaski - Pulaski Twp	3

TOTAL: 32

Zone information is defined on the Basic Info 3 screen of an incident. Only REVIEWED incidents included. Archived Zones cannot be unarchived.



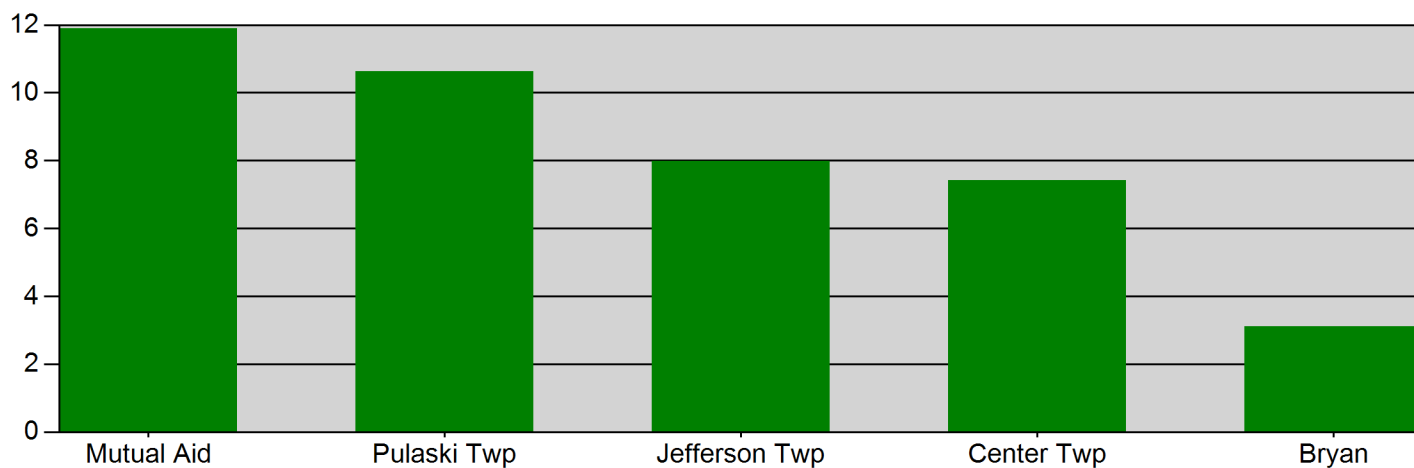
Bryan Fire Department

Bryan, OH

This report was generated on 3/1/2023 9:50:20 AM



Response Mode: Lights and Sirens | Start Date: 02/01/2023 | End Date: 02/28/2023



Zone	AVERAGE RESPONSE TIME (in minutes)
Mutual Aid	11.90
Pulaski Twp	10.64
Jefferson Twp	7.99
Center Twp	7.43
Bryan	3.12

Only REVIEWED incidents included. Response Time is Dispatched to Arrived. Includes all apparatus with arrival times. Excludes "Cancelled" apparatus.



emergencyreporting.com
Doc Id: 342
Page # 1 of 1

Bryan Fire Department

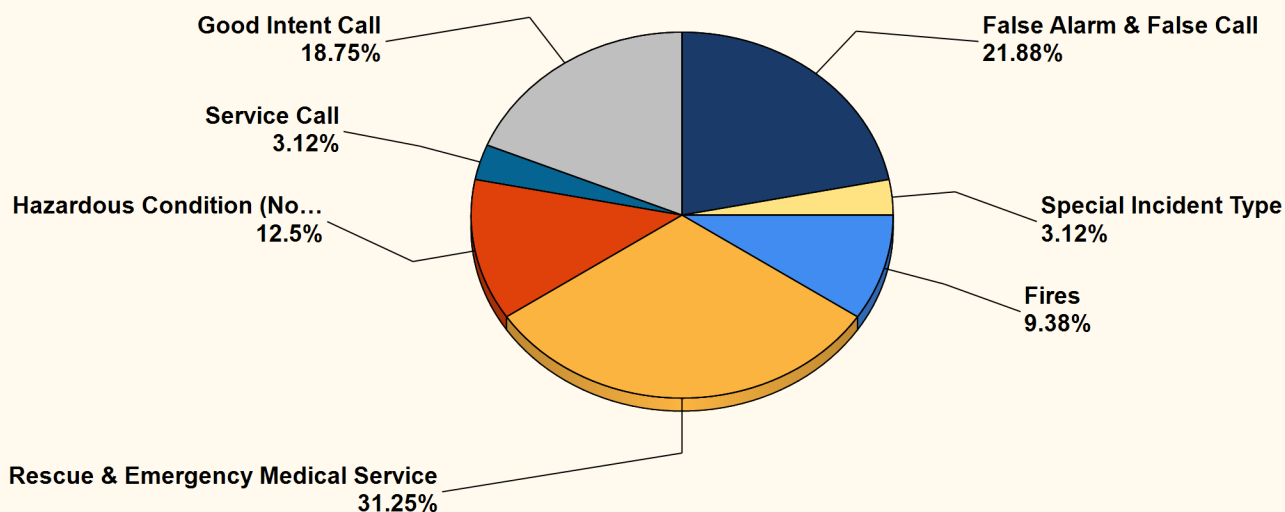
Bryan, OH

This report was generated on 3/1/2023 9:29:14 AM



Breakdown by Major Incident Types for Date Range

Zone(s): All Zones | Start Date: 02/01/2023 | End Date: 02/28/2023



MAJOR INCIDENT TYPE	# INCIDENTS	% of TOTAL
Fires	3	9.38%
Rescue & Emergency Medical Service	10	31.25%
Hazardous Condition (No Fire)	4	12.5%
Service Call	1	3.12%
Good Intent Call	6	18.75%
False Alarm & False Call	7	21.88%
Special Incident Type	1	3.12%
TOTAL	32	100%

Only REVIEWED and/or LOCKED IMPORTED incidents are included. Summary results for a major incident type are not displayed if the count is zero.



emergencyreporting.com
Doc Id: 553
Page # 1 of 2

Detailed Breakdown by Incident Type

INCIDENT TYPE	# INCIDENTS	% of TOTAL
111 - Building fire	2	6.25%
151 - Outside rubbish, trash or waste fire	1	3.12%
311 - Medical assist, assist EMS crew	5	15.62%
322 - Motor vehicle accident with injuries	3	9.38%
324 - Motor vehicle accident with no injuries.	2	6.25%
412 - Gas leak (natural gas or LPG)	2	6.25%
421 - Chemical hazard (no spill or leak)	1	3.12%
445 - Arcing, shorted electrical equipment	1	3.12%
531 - Smoke or odor removal	1	3.12%
600 - Good intent call, other	2	6.25%
611 - Dispatched & cancelled en route	1	3.12%
622 - No incident found on arrival at dispatch address	3	9.38%
733 - Smoke detector activation due to malfunction	2	6.25%
735 - Alarm system sounded due to malfunction	1	3.12%
743 - Smoke detector activation, no fire - unintentional	2	6.25%
745 - Alarm system activation, no fire - unintentional	2	6.25%
911 - Citizen complaint	1	3.12%
TOTAL INCIDENTS:	32	100%

Only REVIEWED and/or LOCKED IMPORTED incidents are included. Summary results for a major incident type are not displayed if the count is zero.



Bryan Fire Department

Bryan, OH

This report was generated on 3/2/2023 8:26:38 AM



Count of Occupancies Inspected per Category Type and Subcategory per Inspection Type for Date Range

Start Date: 02/01/2023 | End Date: 02/28/2023

OCCUPANCY CATEGORY - SUBCATEGORY	COUNT
Educational Group E	
Non-traditional School	
Reinspection	1
Total Number of Inspections per Category:	1
Factory Industrial Group F	
F1 Moderate-hazard	
Fire Protection \ Alarm System Test	2
Total Number of Inspections per Category:	2

Custom Report build. Inspections must be Completed to be counted.



emergencyreporting.com

Doc Id: 1752

Page # 1 of 1

Bryan Fire Department

Bryan, OH

This report was generated on 3/1/2023 9:25:27 AM



Incidents by Shift for Date Range

Start Date: 02/01/2023 | End Date: 02/28/2023



SHIFT	# INCIDENTS
General	7
Shift A	4
Shift B	8
Shift C	6
Shift D	7

TOTAL: 32

Incidents with multiple EXPOSURES, with distinct stations, may create a slight difference between the report total and total number of actual incidents for the DATE RANGE provided. The totals reflect the # INCIDENTS each STATION was assigned. Only REVIEWED incidents included.



emergencyreporting.com
Doc Id: 27
Page # 1 of 1

Bryan Fire Department

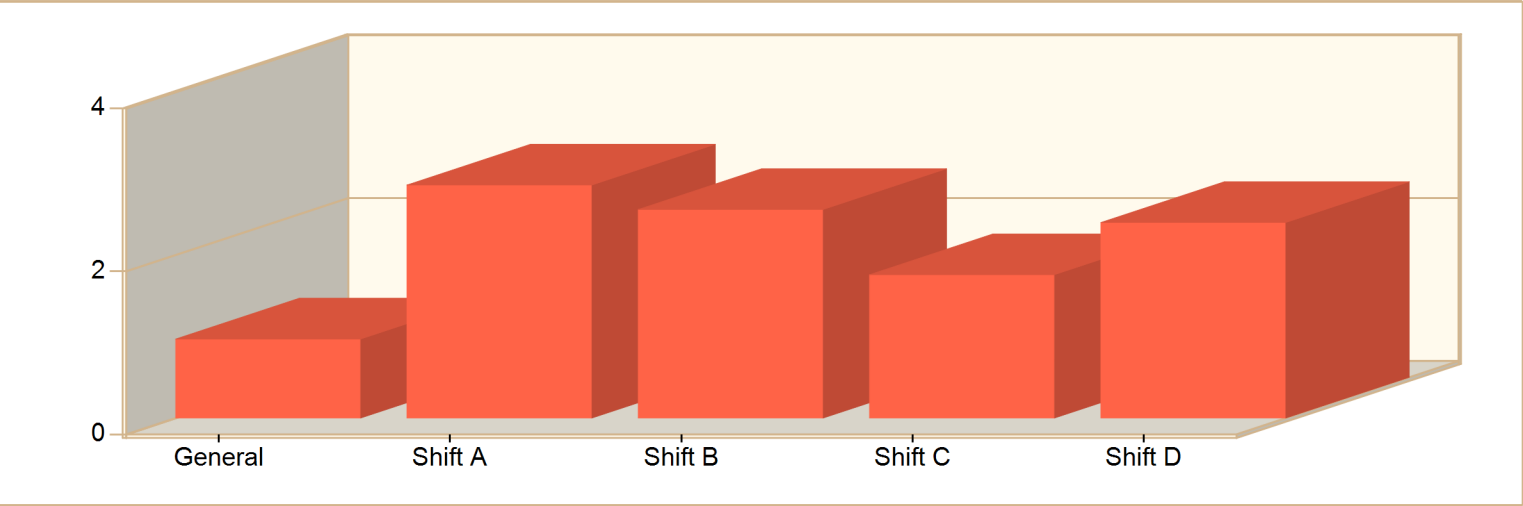
Bryan, OH

This report was generated on 3/1/2023 9:51:42 AM



Average Turnout Time per Shift for Date Range

Start Date: 02/01/2023 | End Date: 02/28/2023



SHIFT	AVERAGE TURNOUT TIME as MM:SS (Dispatch to Enroute)
General	0:58
Shift A	2:51
Shift B	2:33
Shift C	1:45
Shift D	2:24

Committed time (minutes) is the difference between the DISPATCH and ENROUTE time of Basic Info 4. Only REVIEWED incidents included.

Bryan Fire Department

Bryan, OH

This report was generated on 3/1/2023 9:49:39 AM



Average Response Time per Shift for Response Mode for Date Range

Response Mode to Scene: Lights and Sirens | Start Date: 02/01/2023 | End Date: 02/28/2023



SHIFT	AVERAGE RESPONSE TIME in minutes (Dispatch to Arrived)
General	7.91
Shift A	6.08
Shift B	5.14
Shift C	8.96
Shift D	3.04

Average Response Time calculated from DISPATCH and ARRIVED times. Only REVIEWED Incidents are included.

Bryan Fire Department

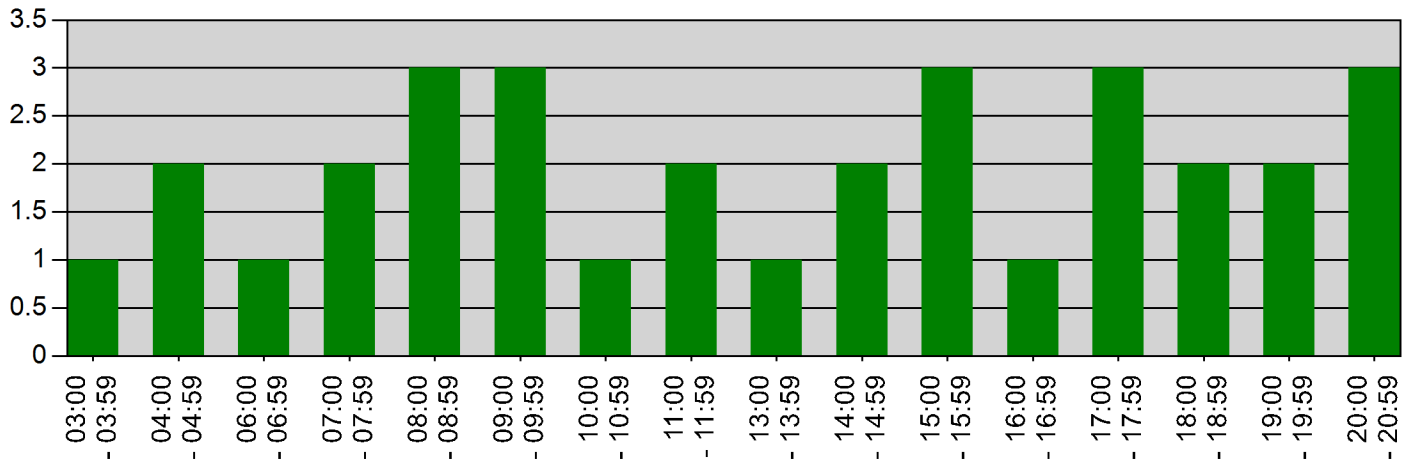
Bryan, OH

This report was generated on 3/1/2023 9:26:53 AM



Incidents by Hour for Date Range

Start Date: 02/01/2023 | End Date: 02/28/2023



Hour	# of Calls
03:00 - 03:59	1
04:00 - 04:59	2
06:00 - 06:59	1
07:00 - 07:59	2
08:00 - 08:59	3
09:00 - 09:59	3
10:00 - 10:59	1
11:00 - 11:59	2
13:00 - 13:59	1
14:00 - 14:59	2
15:00 - 15:59	3
16:00 - 16:59	1
17:00 - 17:59	3
18:00 - 18:59	2
19:00 - 19:59	2
20:00 - 20:59	3

Only REVIEWED incidents included



emergencyreporting.com
Doc Id: 19
Page # 1 of 1

Bryan Fire Department

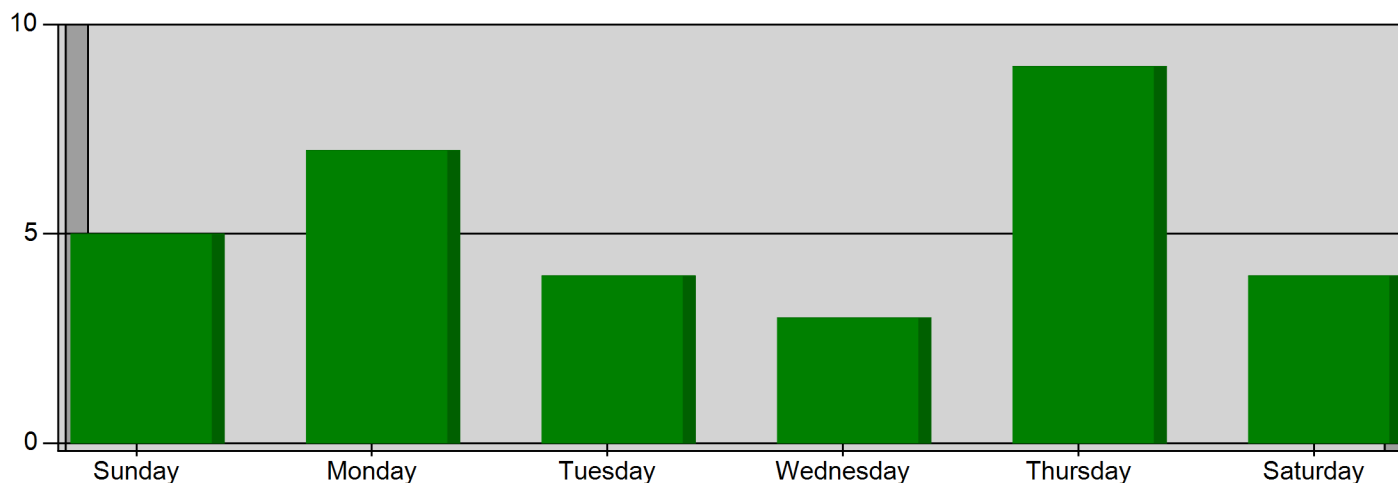
Bryan, OH

This report was generated on 3/1/2023 9:27:57 AM



Incidents by Day of the Week for Date Range

Start Incident Type: 100 | End Incident Type: 911 | Start Date: 02/01/2023 | End Date: 02/28/2023



DAY OF THE WEEK	# INCIDENTS
Sunday	5
Monday	7
Tuesday	4
Wednesday	3
Thursday	9
Saturday	4

TOTAL

32

Only Reviewed incidents included.



**EMERGENCY
REPORTING**

emergencyreporting.com

Doc Id: 1284

Page # 1 of 1

Bryan Fire Department

Bryan, OH

This report was generated on 3/2/2023 8:27:22 AM



Non-Personnel Attendance per Event Type for Date Range

Event Categories: All Event Categories | Event Type(s): All Event Types | Start Date: 02/01/2023 | End Date: 02/28/2023

EVENT TYPE	DATE	EVENT NAME	CATEGORY	ATTENDING NON-PERSONNEL	TOTAL
------------	------	------------	----------	-------------------------	-------

Grand Non-Personnel Total:

Only LOCKED Events Included. If an event does not have any Non-Personnel in attendance, then it will not be included on this report.



Bryan Fire Department

Bryan, OH

This report was generated on 3/1/2023 9:51:07 AM



Count of Classes and People by Class Category with Class Hours and Man Hours for Date Range
Passed/Failed: Both Passed and Failed | Start Date: 02/01/2023 | End Date: 02/28/2023

	CLASS COUNT	TOTAL CLASS HOURS	COUNT OF PEOPLE	TOTAL MAN HOURS
Academy	3	15:30	12	64:00
EMS	19	26:30	54	81:00
Fire Investigation and Inspection Training	1	6:00	2	12:00
Firefighter Training	7	10:00	15	24:00
GRAND TOTALS:	30	58:00	83	181:00

This report lists the actual count of Reviewed classes and the class hours, and the number of people who attended those classes and the total Man Hours for each Class Category. This report pulls training hours from the Training Code Hours field on the Info Page.