



# ACTIVITY REPORT

FOR APRIL 2023

FIRE CHIEF DOUGLAS A POOL

## A Letter from the Chief

Spring is here or maybe winter is hanging on. Spring projects are underway. Clean up is in progress. Remember to dispose of debris in a safe manner. Open burning for recreational use should not produce heavy smoke. Only clean dry wood should be burned. Open burning for disposal is generally prohibited with the exceptions of brush and land clearing that is permitted by EPA regulations. [openburn.pdf \(ohio.gov\)](#)

Check your smoke detectors regularly to ensure they are working. If they are ten years old or older, it is time to replace them. If you do not know how old your smoke detector is, then the best advice is to go ahead and get a new one. Also, take the time to plan and practice your fire escape plan with your family.

Please continue good fire safety.

Sincerely,

A handwritten signature in black ink, appearing to read "D. A. Pool". The signature is stylized with a large, looped "D" and a cursive "A".

Fire Chief Douglas A. Pool

# Bryan Fire Department

Bryan, OH

This report was generated on 5/2/2023 2:04:42 PM



## Incident Statistics

Zone(s): All Zones | Start Date: 04/01/2023 | End Date: 04/30/2023

INCIDENT COUNT			
INCIDENT TYPE		# INCIDENTS	
EMS		24	
FIRE		24	
TOTAL		48	
TOTAL TRANSPORTS (N2 and N3)			
APPARATUS	# of APPARATUS TRANSPORTS	# of PATIENT TRANSPORTS	TOTAL # of PATIENT CONTACTS
TOTAL			
PRE-INCIDENT VALUE		LOSSES	
\$0.00		\$0.00	
CO CHECKS			
TOTAL			
MUTUAL AID			
Aid Type		Total	
Aid Given		3	
OVERLAPPING CALLS			
# OVERLAPPING		% OVERLAPPING	
2		4.17	
LIGHTS AND SIREN - AVERAGE RESPONSE TIME (Dispatch to Arrival)			
Station	EMS	FIRE	
Bryan Fire Department	0:05:45	0:07:35	
AVERAGE FOR ALL CALLS		0:06:13	
LIGHTS AND SIREN - AVERAGE TURNOUT TIME (Dispatch to Enroute)			
Station	EMS	FIRE	
Bryan Fire Department	0:02:15	0:02:25	
AVERAGE FOR ALL CALLS		0:02:04	
AGENCY		AVERAGE TIME ON SCENE (MM:SS)	
Bryan Fire Department		27:19	

Only Reviewed Incidents included. EMS for Incident counts includes only 300 to 399 Incident Types. All other incident types are counted as FIRE. CO Checks only includes Incident Types: 424, 736 and 734. # Apparatus Transports = # of incidents where apparatus transported. # Patient Transports = All patients transported by EMS. # Patient Contacts = # of PCR contacted by apparatus. This report now returns both NEMSIS 2 & 3 data as appropriate. For overlapping calls that span over multiple days, total per month will not equal Total count for year.

# Bryan Fire Department

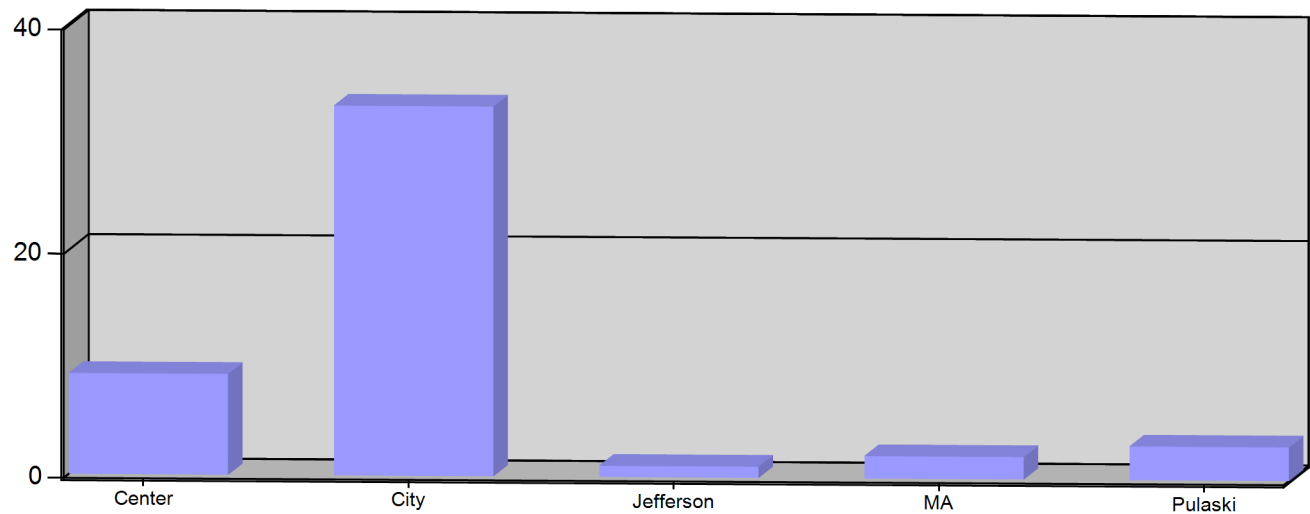
Bryan, OH

This report was generated on 5/2/2023 2:03:19 PM



## Incident Count per Zone for Date Range

Start Date: 04/01/2023 | End Date: 04/30/2023



ZONE	# INCIDENTS
Center - Center Twp	9
City - Bryan	33
Jefferson - Jefferson Twp	1
MA - Mutual Aid	2
Pulaski - Pulaski Twp	3

TOTAL: 48

Zone information is defined on the Basic Info 3 screen of an incident. Only REVIEWED incidents included. Archived Zones cannot be unarchived.



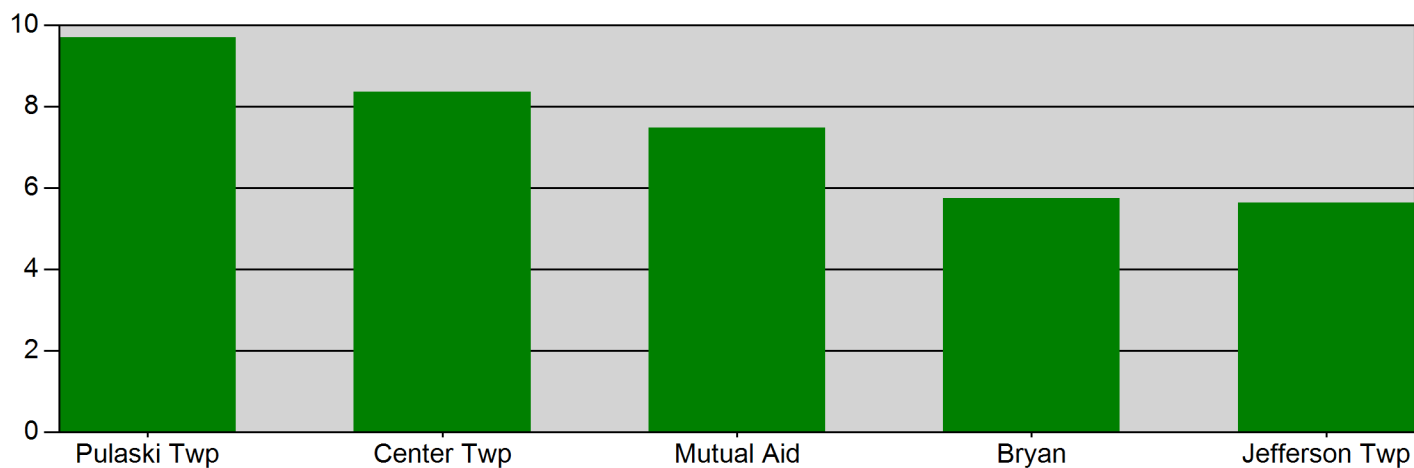
# Bryan Fire Department

Bryan, OH

This report was generated on 5/2/2023 2:06:13 PM



Response Mode: Lights and Sirens | Start Date: 04/01/2023 | End Date: 04/30/2023



Zone	AVERAGE RESPONSE TIME (in minutes)
Pulaski Twp	9.69
Center Twp	8.36
Mutual Aid	7.47
Bryan	5.74
Jefferson Twp	5.64

Only REVIEWED incidents included. Response Time is Dispatched to Arrived. Includes all apparatus with arrival times. Excludes "Cancelled" apparatus.



emergencyreporting.com  
Doc Id: 342  
Page # 1 of 1

# Bryan Fire Department

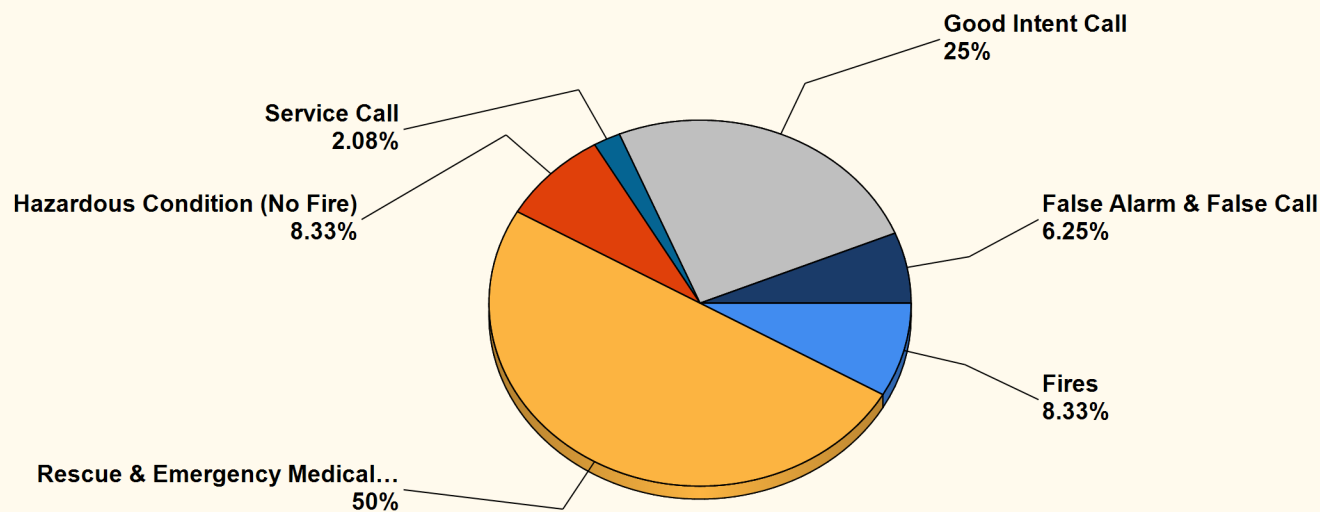
Bryan, OH

This report was generated on 5/2/2023 2:03:43 PM



## Breakdown by Major Incident Types for Date Range

Zone(s): All Zones | Start Date: 04/01/2023 | End Date: 04/30/2023



MAJOR INCIDENT TYPE	# INCIDENTS	% of TOTAL
Fires	4	8.33%
Rescue & Emergency Medical Service	24	50%
Hazardous Condition (No Fire)	4	8.33%
Service Call	1	2.08%
Good Intent Call	12	25%
False Alarm & False Call	3	6.25%
<b>TOTAL</b>	<b>48</b>	<b>100%</b>

Only REVIEWED and/or LOCKED IMPORTED incidents are included. Summary results for a major incident type are not displayed if the count is zero.



emergencyreporting.com  
Doc Id: 553  
Page # 1 of 2

### Detailed Breakdown by Incident Type

INCIDENT TYPE	# INCIDENTS	% of TOTAL
132 - Road freight or transport vehicle fire	1	2.08%
142 - Brush or brush-and-grass mixture fire	1	2.08%
143 - Grass fire	1	2.08%
151 - Outside rubbish, trash or waste fire	1	2.08%
311 - Medical assist, assist EMS crew	16	33.33%
320 - Emergency medical service, other	1	2.08%
321 - EMS call, excluding vehicle accident with injury	3	6.25%
322 - Motor vehicle accident with injuries	3	6.25%
324 - Motor vehicle accident with no injuries.	1	2.08%
400 - Hazardous condition, other	1	2.08%
444 - Power line down	2	4.17%
445 - Arcing, shorted electrical equipment	1	2.08%
571 - Cover assignment, standby, moveup	1	2.08%
600 - Good intent call, other	1	2.08%
611 - Dispatched & cancelled en route	5	10.42%
631 - Authorized controlled burning	2	4.17%
651 - Smoke scare, odor of smoke	3	6.25%
652 - Steam, vapor, fog or dust thought to be smoke	1	2.08%
733 - Smoke detector activation due to malfunction	1	2.08%
743 - Smoke detector activation, no fire - unintentional	2	4.17%
<b>TOTAL INCIDENTS:</b>	<b>48</b>	<b>100%</b>

Only REVIEWED and/or LOCKED IMPORTED incidents are included. Summary results for a major incident type are not displayed if the count is zero.



# Bryan Fire Department

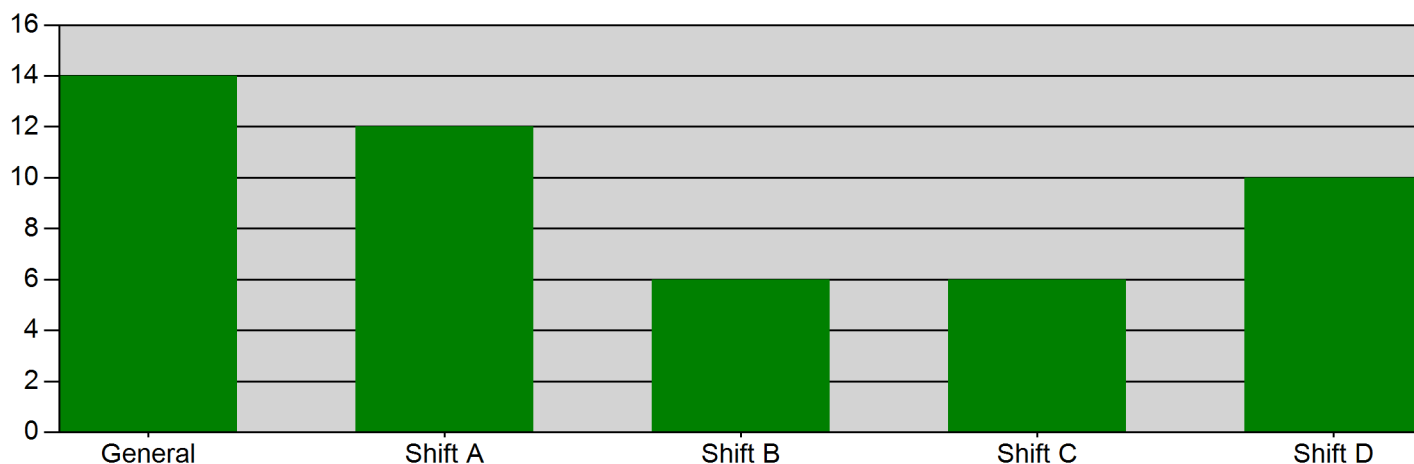
Bryan, OH

This report was generated on 5/2/2023 2:00:32 PM



## Incidents by Shift for Date Range

Start Date: 04/01/2023 | End Date: 04/30/2023



SHIFT	# INCIDENTS
General	14
Shift A	12
Shift B	6
Shift C	6
Shift D	10

**TOTAL: 48**

Incidents with multiple EXPOSURES, with distinct stations, may create a slight difference between the report total and total number of actual incidents for the DATE RANGE provided. The totals reflect the # INCIDENTS each STATION was assigned. Only REVIEWED incidents included.



emergencyreporting.com  
Doc Id: 27  
Page # 1 of 1



# Bryan Fire Department

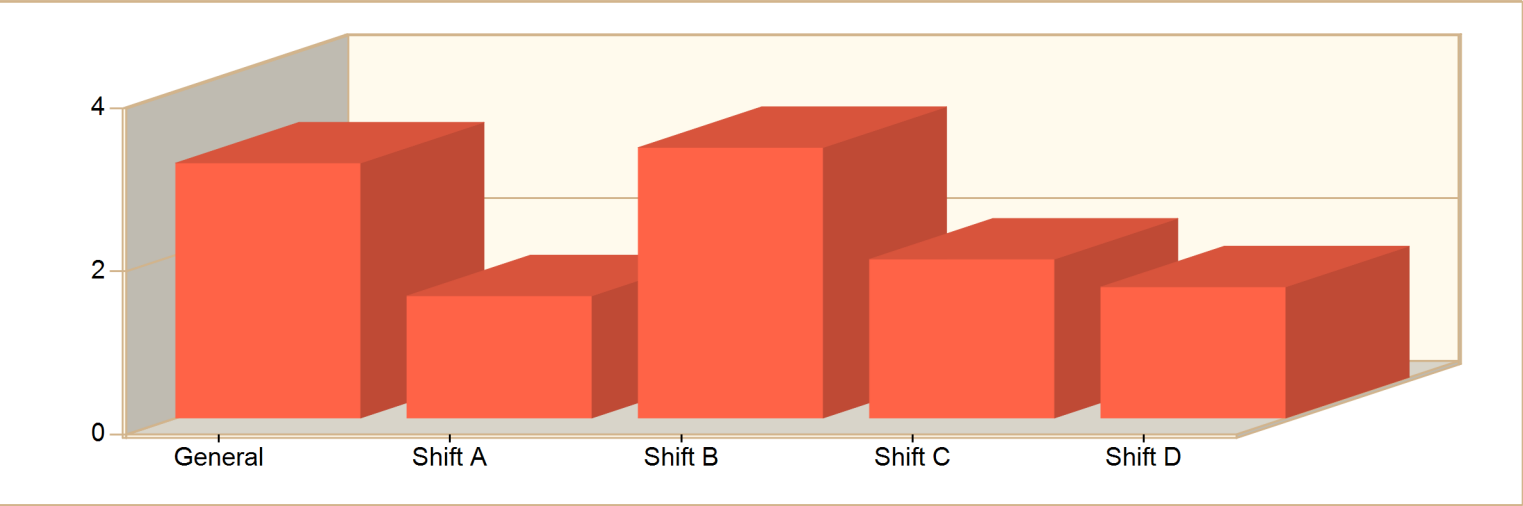
Bryan, OH

This report was generated on 5/2/2023 2:07:12 PM



## Average Turnout Time per Shift for Date Range

Start Date: 04/01/2023 | End Date: 04/30/2023



SHIFT	AVERAGE TURNOUT TIME as MM:SS (Dispatch to Enroute)
General	3:08
Shift A	1:30
Shift B	3:19
Shift C	1:57
Shift D	1:37

Committed time (minutes) is the difference between the DISPATCH and ENROUTE time of Basic Info 4. Only REVIEWED incidents included.



# Bryan Fire Department

Bryan, OH

This report was generated on 5/2/2023 2:05:26 PM



## Average Response Time per Shift for Response Mode for Date Range

Response Mode to Scene: Lights and Sirens | Start Date: 04/01/2023 | End Date: 04/30/2023



SHIFT	AVERAGE RESPONSE TIME in minutes (Dispatch to Arrived)
General	8.04
Shift A	5.71
Shift B	5.30
Shift C	4.55
Shift D	4.57

Average Response Time calculated from DISPATCH and ARRIVED times. Only REVIEWED Incidents are included.

# Bryan Fire Department

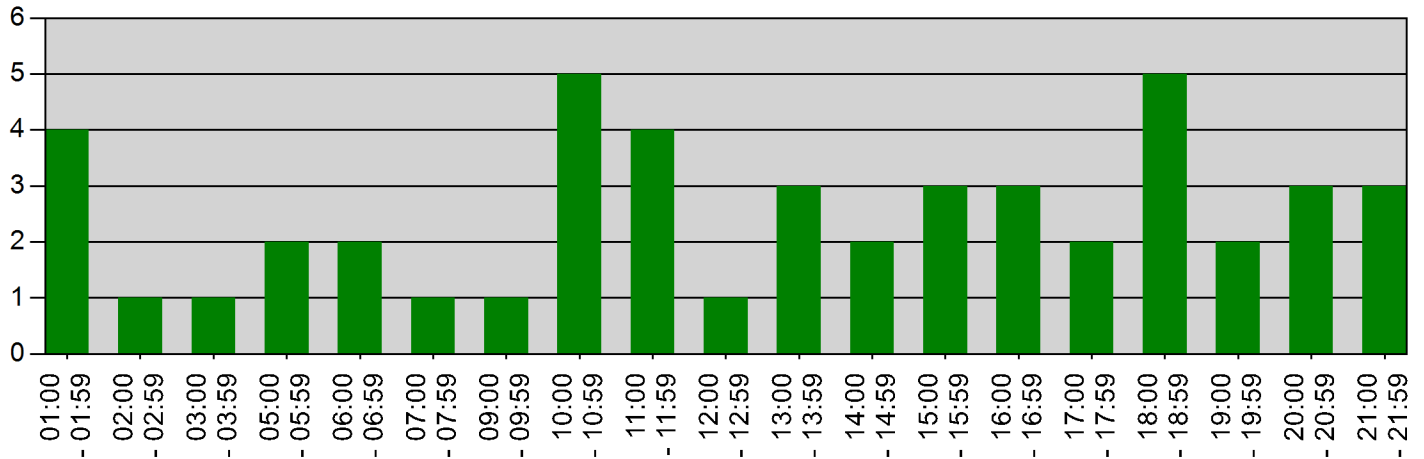
Bryan, OH

This report was generated on 5/2/2023 2:01:56 PM



## Incidents by Hour for Date Range

Start Date: 04/01/2023 | End Date: 04/30/2023



Hour	# of Calls
01:00 - 01:59	4
02:00 - 02:59	1
03:00 - 03:59	1
05:00 - 05:59	2
06:00 - 06:59	2
07:00 - 07:59	1
09:00 - 09:59	1
10:00 - 10:59	5
11:00 - 11:59	4
12:00 - 12:59	1
13:00 - 13:59	3
14:00 - 14:59	2
15:00 - 15:59	3
16:00 - 16:59	3
17:00 - 17:59	2
18:00 - 18:59	5
19:00 - 19:59	2
20:00 - 20:59	3
21:00 - 21:59	3

Only REVIEWED incidents included



emergencyreporting.com  
Doc Id: 19  
Page # 1 of 1

# Bryan Fire Department

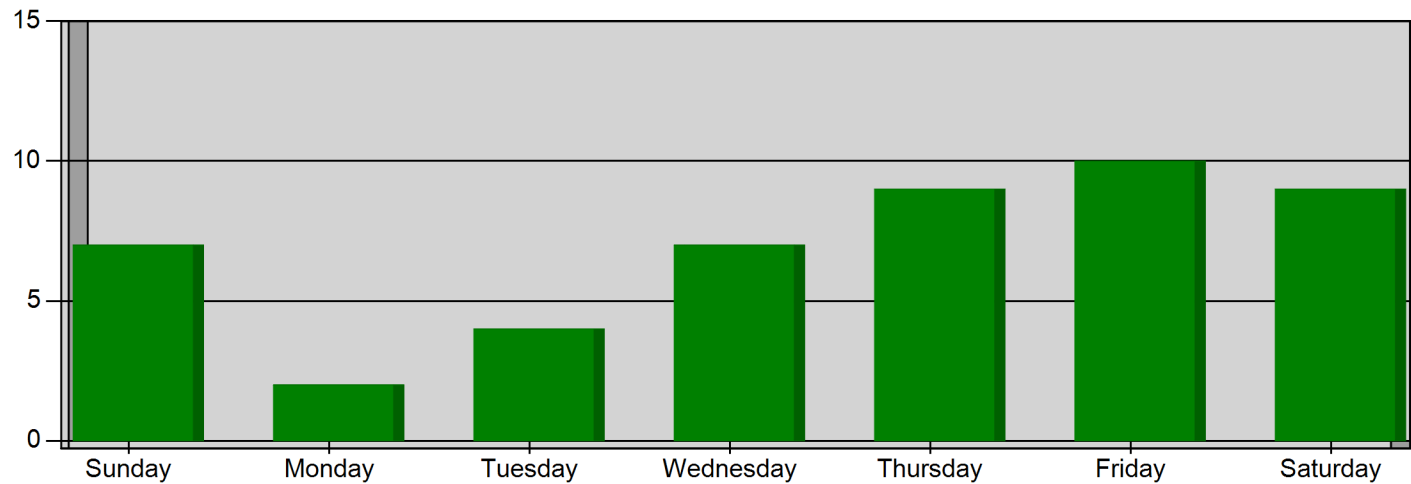
Bryan, OH

This report was generated on 5/2/2023 2:02:54 PM



## Incidents by Day of the Week for Date Range

Start Incident Type: 100 | End Incident Type: 911 | Start Date: 04/01/2023 | End Date: 04/30/2023



DAY OF THE WEEK	# INCIDENTS
Sunday	7
Monday	2
Tuesday	4
Wednesday	7
Thursday	9
Friday	10
Saturday	9

TOTAL

48

Only Reviewed incidents included.

# Bryan Fire Department

Bryan, OH

This report was generated on 5/2/2023 2:04:16 PM



## Count of Occupancies Inspected per Category Type and Subcategory per Inspection Type for Date Range

Start Date: 04/01/2023 | End Date: 04/30/2023

OCCUPANCY CATEGORY - SUBCATEGORY		COUNT
Assembly Group A		
A3 Worship and Recreation		
Annual		1
Total Number of Inspections per Category:		1

Custom Report build. Inspections must be Completed to be counted.

# Bryan Fire Department

Bryan, OH

This report was generated on 5/2/2023 2:05:02 PM



## Non-Personnel Attendance per Event Type for Date Range

Event Categories: All Event Categories | Event Type(s): All Event Types | Start Date: 04/01/2023 | End Date: 04/30/2023

EVENT TYPE	DATE	EVENT NAME	CATEGORY	ATTENDING NON-PERSONNEL	TOTAL
------------	------	------------	----------	-------------------------	-------

Grand Non-Personnel Total:

Only LOCKED Events Included. If an event does not have any Non-Personnel in attendance, then it will not be included on this report.

# Bryan Fire Department

Bryan, OH

This report was generated on 5/2/2023 2:06:47 PM



**Count of Classes and People by Class Category with Class Hours and Man Hours for Date Range**  
**Passed/Failed: Both Passed and Failed | Start Date: 04/01/2023 | End Date: 04/30/2023**

	CLASS COUNT	TOTAL CLASS HOURS	COUNT OF PEOPLE	TOTAL MAN HOURS
EMS	3	5:00	8	15:00
Firefighter Training	14	37:30	50	101:45
<b>GRAND TOTALS:</b>	<b>17</b>	<b>42:30</b>	<b>58</b>	<b>116:45</b>

This report lists the actual count of Reviewed classes and the class hours, and the number of people who attended those classes and the total Man Hours for each Class Category. This report pulls training hours from the Training Code Hours field on the Info Page.



**EMERGENCY  
REPORTING**

emergencyreporting.com  
Doc Id: 1625  
Page # 1 of 1