



ACTIVITY REPORT

FOR MARCH 2023

FIRE CHIEF DOUGLAS A POOL

A Letter from the Chief

It looks like spring is finally here. Warmer weather, yard cleanup activates and outdoor campfires will be starting once again. Open burning for waste disposal is illegal. Please be sure to follow the regulations for outside fires. For more information, you can visit our website at <https://www.cityofbryan.com/wp-content/uploads/2020/05/Open-Burning.pdf>, or you can call us at 419-633-6080.

We would like to extend a thank you to all involved with handling the water emergency. One of the many challenges during the emergency was notifications. Please make sure business contacts are up to date. Residents should setup an account on Alert 86 to receive emergency messages by phone, text or email. Visit Alert86.com.

Be safe.

Sincerely,

A handwritten signature in black ink, appearing to read "D. A. Pool". The signature is written in a cursive style with a large, stylized initial "D".

Fire Chief Douglas A. Pool

Bryan Fire Department

Bryan, OH

This report was generated on 4/10/2023 8:46:35 AM



Incident Statistics

Zone(s): All Zones | Start Date: 03/01/2023 | End Date: 03/31/2023

INCIDENT COUNT			
INCIDENT TYPE		# INCIDENTS	
EMS		10	
FIRE		27	
TOTAL		37	
TOTAL TRANSPORTS (N2 and N3)			
APPARATUS	# of APPARATUS TRANSPORTS	# of PATIENT TRANSPORTS	TOTAL # of PATIENT CONTACTS
TOTAL			
PRE-INCIDENT VALUE		LOSSES	
\$15,000.00		\$5,000.00	
CO CHECKS			
736 - CO detector activation due to malfunction		1	
746 - Carbon monoxide detector activation, no CO		1	
TOTAL		2	
MUTUAL AID			
Aid Type		Total	
Aid Given		1	
OVERLAPPING CALLS			
# OVERLAPPING		% OVERLAPPING	
6		16.22	
LIGHTS AND SIREN - AVERAGE RESPONSE TIME (Dispatch to Arrival)			
Station	EMS	FIRE	
Bryan Fire Department	0:05:27	0:05:53	
AVERAGE FOR ALL CALLS		0:05:21	
LIGHTS AND SIREN - AVERAGE TURNOUT TIME (Dispatch to Enroute)			
Station	EMS	FIRE	
Bryan Fire Department	0:01:49	0:02:20	
AVERAGE FOR ALL CALLS		0:02:03	
AGENCY		AVERAGE TIME ON SCENE (MM:SS)	
Bryan Fire Department		28:06	

Only Reviewed Incidents included. EMS for Incident counts includes only 300 to 399 Incident Types. All other incident types are counted as FIRE. CO Checks only includes Incident Types: 424, 736 and 734. # Apparatus Transports = # of incidents where apparatus transported. # Patient Transports = All patients transported by EMS. # Patient Contacts = # of PCR contacted by apparatus. This report now returns both NEMSIS 2 & 3 data as appropriate. For overlapping calls that span over multiple days, total per month will not equal Total count for year.

Bryan Fire Department

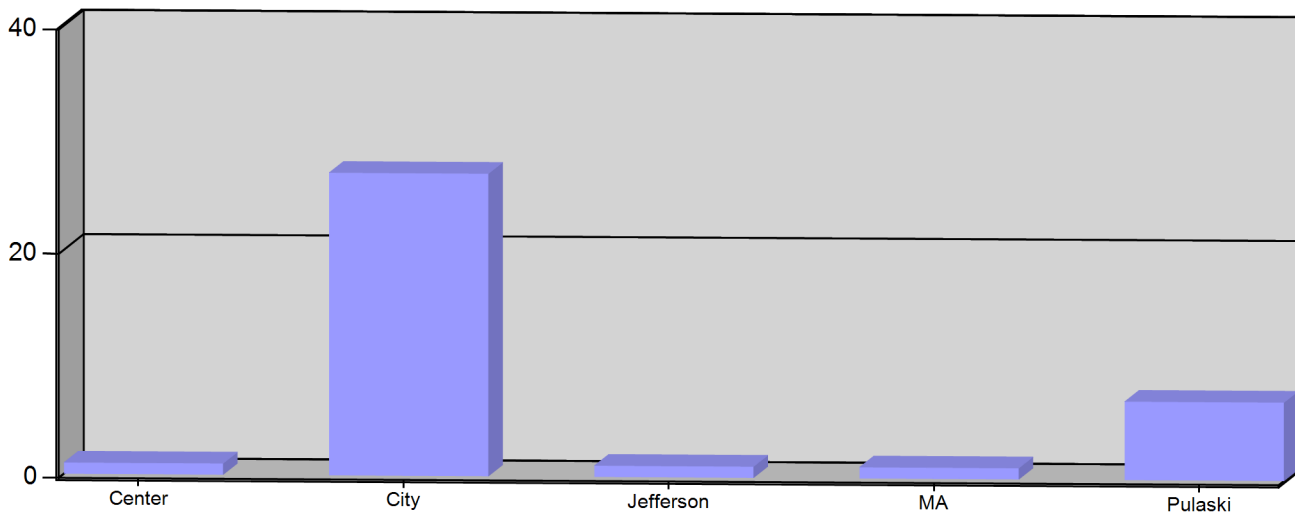
Bryan, OH

This report was generated on 4/10/2023 8:38:23 AM



Incident Count per Zone for Date Range

Start Date: 03/01/2023 | End Date: 03/31/2023



ZONE	# INCIDENTS
Center - Center Twp	1
City - Bryan	27
Jefferson - Jefferson Twp	1
MA - Mutual Aid	1
Pulaski - Pulaski Twp	7

TOTAL: 37

Zone information is defined on the Basic Info 3 screen of an incident. Only REVIEWED incidents included. Archived Zones cannot be unarchived.



emergencyreporting.com

Doc Id: 270

Page # 1 of 1

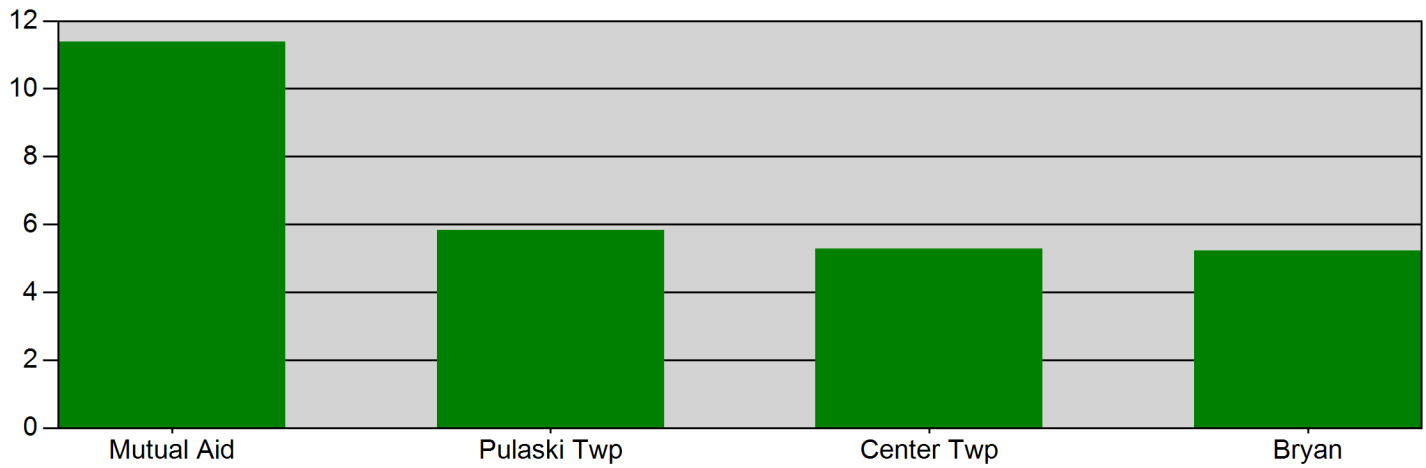
Bryan Fire Department

Bryan, OH

This report was generated on 4/10/2023 8:48:45 AM



Response Mode: Lights and Sirens | Start Date: 03/01/2023 | End Date: 03/31/2023



Zone	AVERAGE RESPONSE TIME (in minutes)
Mutual Aid	11.39
Pulaski Twp	5.84
Center Twp	5.29
Bryan	5.24

Only REVIEWED incidents included. Response Time is Dispatched to Arrived. Includes all apparatus with arrival times. Excludes "Cancelled" apparatus.



Bryan Fire Department

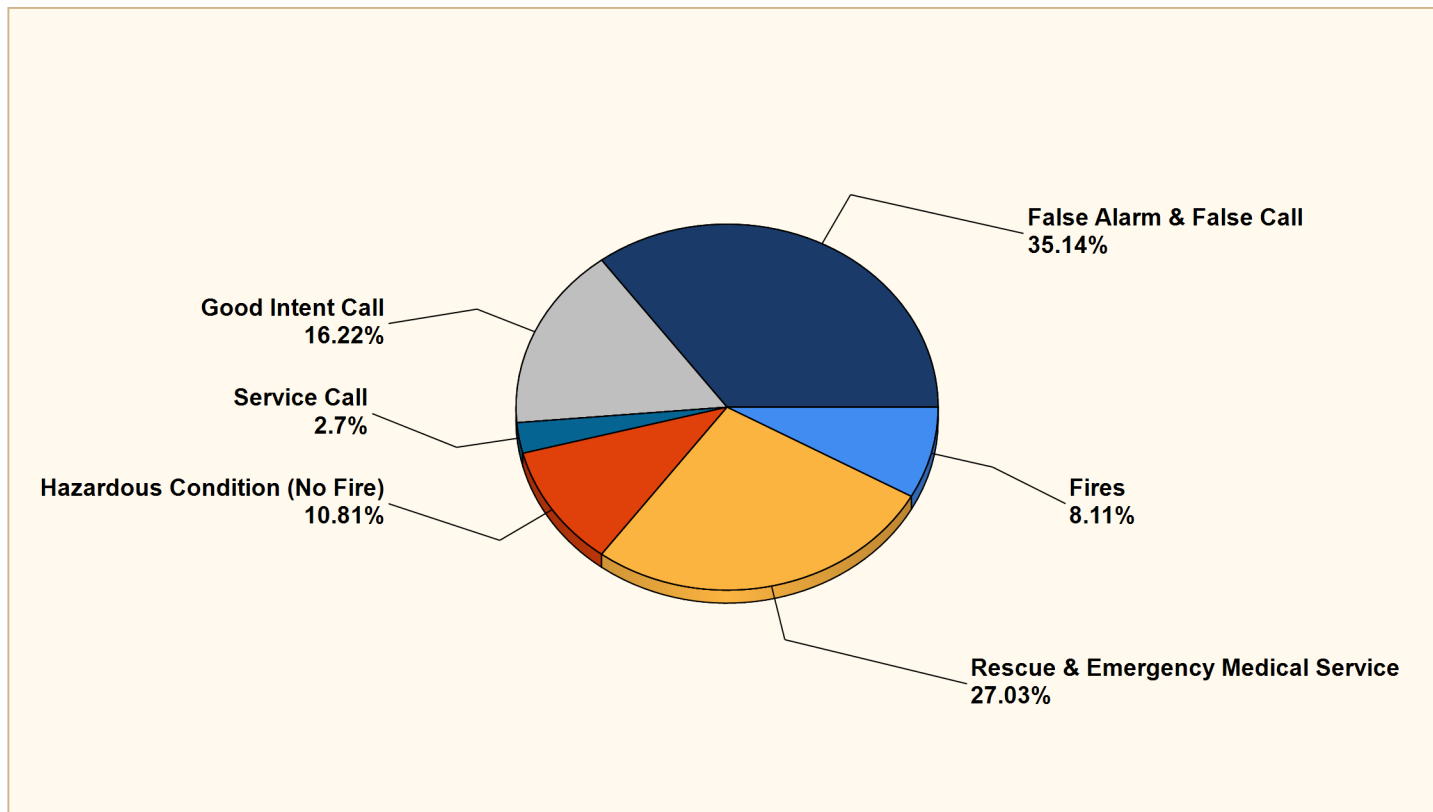
Bryan, OH

This report was generated on 4/10/2023 8:38:54 AM



Breakdown by Major Incident Types for Date Range

Zone(s): All Zones | Start Date: 03/01/2023 | End Date: 03/31/2023



MAJOR INCIDENT TYPE	# INCIDENTS	% of TOTAL
Fires	3	8.11%
Rescue & Emergency Medical Service	10	27.03%
Hazardous Condition (No Fire)	4	10.81%
Service Call	1	2.7%
Good Intent Call	6	16.22%
False Alarm & False Call	13	35.14%
TOTAL	37	100%

Only REVIEWED and/or LOCKED IMPORTED incidents are included. Summary results for a major incident type are not displayed if the count is zero.



Detailed Breakdown by Incident Type

INCIDENT TYPE	# INCIDENTS	% of TOTAL
111 - Building fire	1	2.7%
132 - Road freight or transport vehicle fire	1	2.7%
151 - Outside rubbish, trash or waste fire	1	2.7%
311 - Medical assist, assist EMS crew	4	10.81%
321 - EMS call, excluding vehicle accident with injury	2	5.41%
322 - Motor vehicle accident with injuries	3	8.11%
324 - Motor vehicle accident with no injuries.	1	2.7%
412 - Gas leak (natural gas or LPG)	2	5.41%
413 - Oil or other combustible liquid spill	1	2.7%
444 - Power line down	1	2.7%
561 - Unauthorized burning	1	2.7%
600 - Good intent call, other	1	2.7%
611 - Dispatched & cancelled en route	2	5.41%
631 - Authorized controlled burning	1	2.7%
652 - Steam, vapor, fog or dust thought to be smoke	2	5.41%
700 - False alarm or false call, other	1	2.7%
731 - Sprinkler activation due to malfunction	1	2.7%
735 - Alarm system sounded due to malfunction	2	5.41%
736 - CO detector activation due to malfunction	1	2.7%
740 - Unintentional transmission of alarm, other	1	2.7%
743 - Smoke detector activation, no fire - unintentional	1	2.7%
745 - Alarm system activation, no fire - unintentional	5	13.51%
746 - Carbon monoxide detector activation, no CO	1	2.7%
TOTAL INCIDENTS:	37	100%

Only REVIEWED and/or LOCKED IMPORTED incidents are included. Summary results for a major incident type are not displayed if the count is zero.



Bryan Fire Department

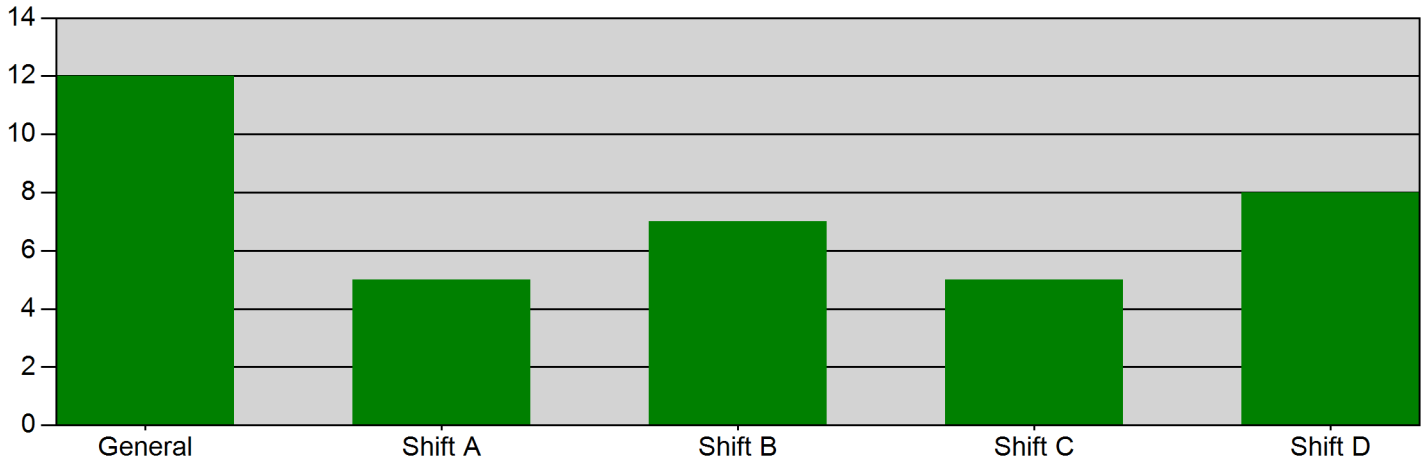
Bryan, OH

This report was generated on 4/10/2023 8:36:11 AM



Incidents by Shift for Date Range

Start Date: 03/01/2023 | End Date: 03/31/2023



SHIFT	# INCIDENTS
General	12
Shift A	5
Shift B	7
Shift C	5
Shift D	8

TOTAL: 37

Incidents with multiple EXPOSURES, with distinct stations, may create a slight difference between the report total and total number of actual incidents for the DATE RANGE provided. The totals reflect the # INCIDENTS each STATION was assigned. Only REVIEWED incidents included.



Bryan Fire Department

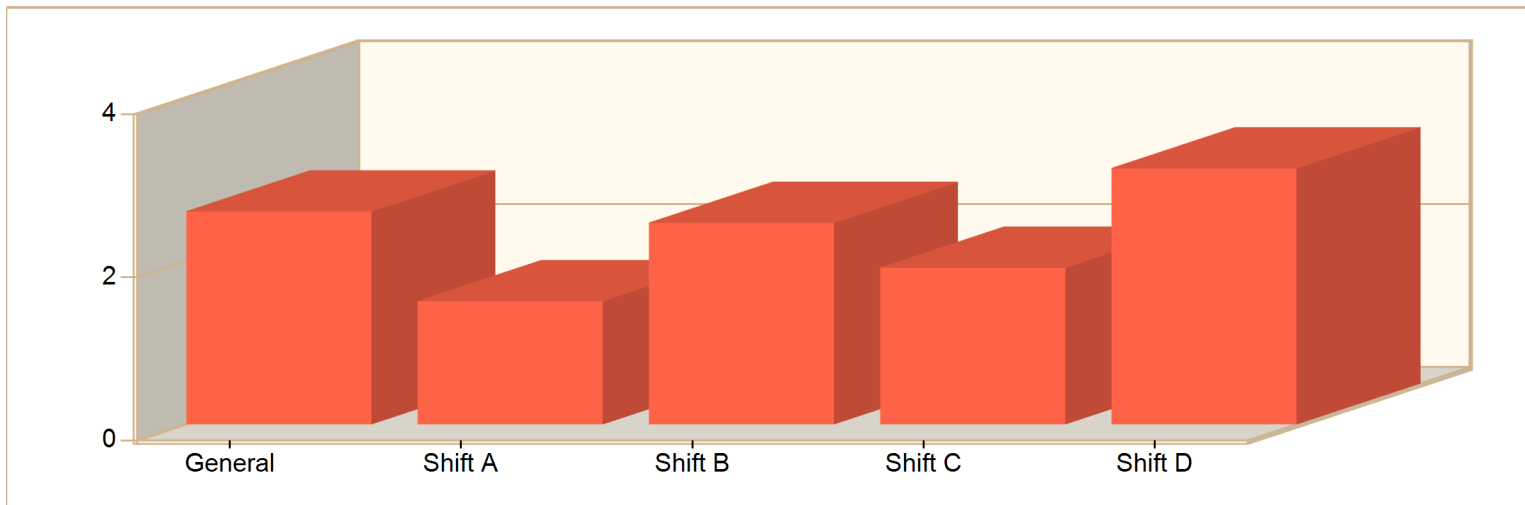
Bryan, OH

This report was generated on 4/10/2023 8:50:09 AM



Average Turnout Time per Shift for Date Range

Start Date: 03/01/2023 | End Date: 03/31/2023



SHIFT	AVERAGE TURNOUT TIME as MM:SS (Dispatch to Enroute)
General	2:36
Shift A	1:30
Shift B	2:28
Shift C	1:55
Shift D	3:08

Committed time (minutes) is the difference between the DISPATCH and ENROUTE time of Basic Info 4. Only REVIEWED incidents included.



Bryan Fire Department

Bryan, OH

This report was generated on 4/10/2023 8:47:48 AM



Average Response Time per Shift for Response Mode for Date Range

Response Mode to Scene: Lights and Sirens | Start Date: 03/01/2023 | End Date: 03/31/2023



SHIFT	AVERAGE RESPONSE TIME in minutes (Dispatch to Arrived)
General	6.70
Shift A	4.19
Shift B	4.00
Shift C	6.46
Shift D	4.10

Average Response Time calculated from DISPATCH and ARRIVED times. Only REVIEWED Incidents are included.



emergencyreporting.com

Doc Id: 52

Page # 1 of 1

Bryan Fire Department

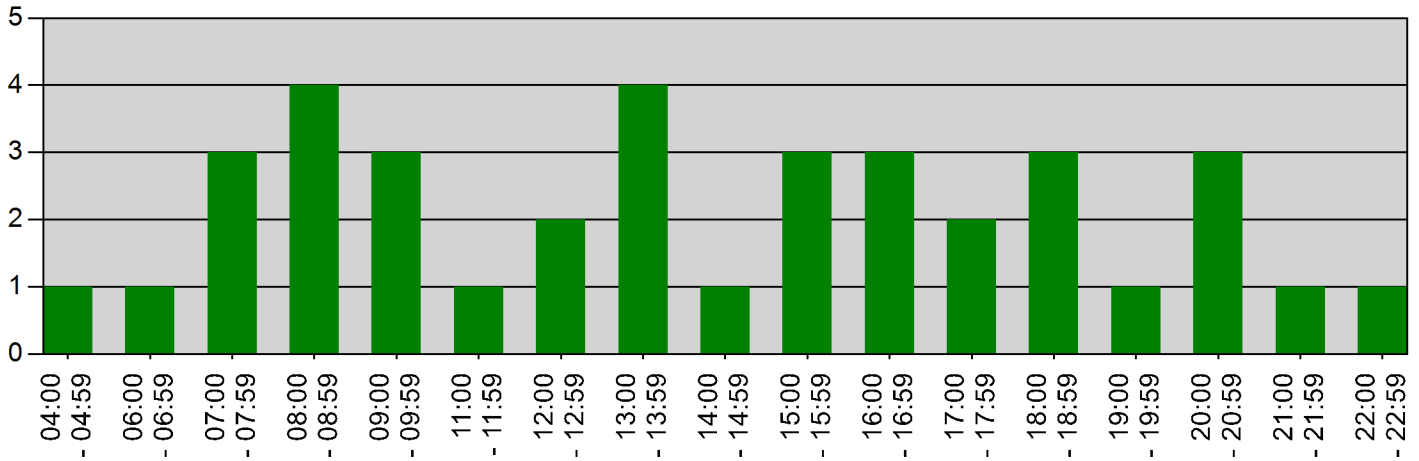
Bryan, OH

This report was generated on 4/10/2023 8:37:02 AM



Incidents by Hour for Date Range

Start Date: 03/01/2023 | End Date: 03/31/2023



HOUR	# of CALLS
04:00 - 04:59	1
06:00 - 06:59	1
07:00 - 07:59	3
08:00 - 08:59	4
09:00 - 09:59	3
11:00 - 11:59	1
12:00 - 12:59	2
13:00 - 13:59	4
14:00 - 14:59	1
15:00 - 15:59	3
16:00 - 16:59	3
17:00 - 17:59	2
18:00 - 18:59	3
19:00 - 19:59	1
20:00 - 20:59	3
21:00 - 21:59	1
22:00 - 22:59	1

Only REVIEWED incidents included



Bryan Fire Department

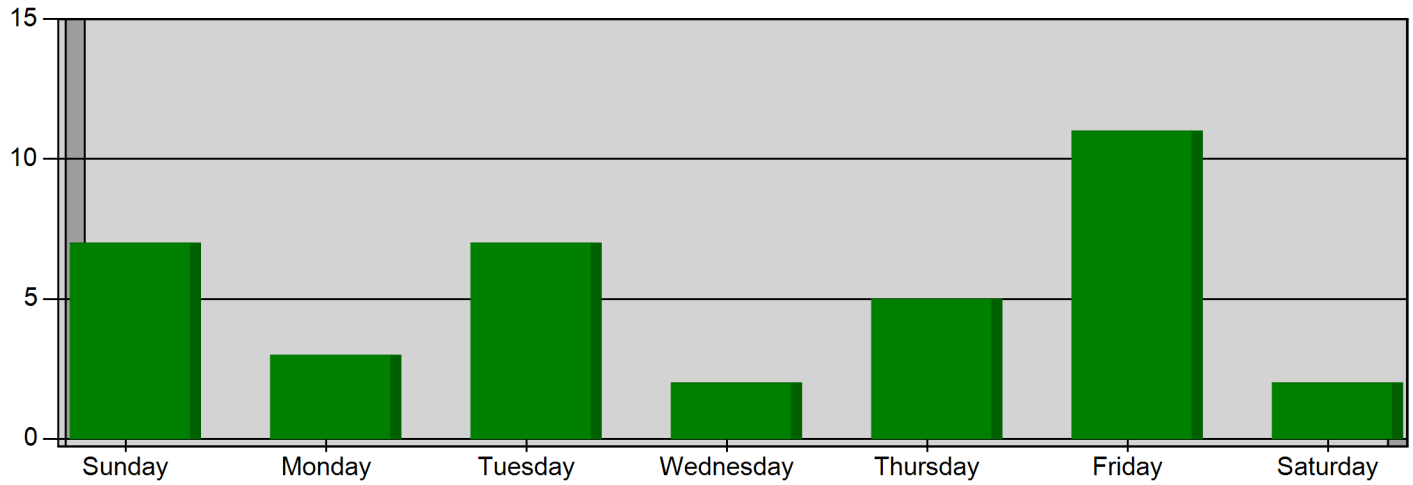
Bryan, OH

This report was generated on 4/10/2023 8:37:56 AM



Incidents by Day of the Week for Date Range

Start Incident Type: 100 | End Incident Type: 911 | Start Date: 03/01/2023 | End Date: 03/31/2023



DAY OF THE WEEK	# INCIDENTS
Sunday	7
Monday	3
Tuesday	7
Wednesday	2
Thursday	5
Friday	11
Saturday	2

TOTAL

37

Only Reviewed incidents included.



emergencyreporting.com

Doc Id: 1284

Page # 1 of 1

Bryan Fire Department

Bryan, OH

This report was generated on 4/10/2023 8:39:25 AM



Count of Occupancies Inspected per Category Type and Subcategory per Inspection Type for Date Range

Start Date: 03/01/2023 | End Date: 03/31/2023

OCCUPANCY CATEGORY - SUBCATEGORY	COUNT
Assembly Group A	
A3 Worship and Recreation	
Annual	1
Total Number of Inspections per Category:	1
Factory Industrial Group F	
F2 Low-hazard	
Fire Protection \ Alarm System Test	1
Total Number of Inspections per Category:	1

Custom Report build. Inspections must be Completed to be counted.



emergencyreporting.com

Doc Id: 1752

Page # 1 of 1

Bryan Fire Department

Bryan, OH

This report was generated on 4/10/2023 8:47:12 AM



Non-Personnel Attendance per Event Type for Date Range

Event Categories: All Event Categories | Event Type(s): All Event Types | Start Date: 03/01/2023 | End Date: 03/31/2023

EVENT TYPE	DATE	EVENT NAME	CATEGORY	ATTENDING NON-PERSONNEL	TOTAL
------------	------	------------	----------	-------------------------	-------

Grand Non-Personnel Total:

Only LOCKED Events Included. If an event does not have any Non-Personnel in attendance, then it will not be included on this report.



emergencyreporting.com

Doc Id: 1774

Page # 1 of 1

Bryan Fire Department

Bryan, OH

This report was generated on 4/10/2023 8:49:21 AM



Count of Classes and People by Class Category with Class Hours and Man Hours for Date Range Passed/Failed: Both Passed and Failed | Start Date: 03/01/2023 | End Date: 03/31/2023

	CLASS COUNT	TOTAL CLASS HOURS	COUNT OF PEOPLE	TOTAL MAN HOURS
EMS	8	12:00	26	44:30
Firefighter Training	8	26:15	30	65:00
HazMat	3	7:00	7	11:00
GRAND TOTALS:	19	45:15	63	120:30

This report lists the actual count of Reviewed classes and the class hours, and the number of people who attended those classes and the total Man Hours for each Class Category. This report pulls training hours from the Training Code Hours field on the Info Page.