



ACTIVITY REPORT

FOR MAY 2023

FIRE CHIEF DOUGLAS A POOL

A Letter from the Chief

Schools are out and summer celebration is under way. Grill safely. Nearly half of contact-type burn injuries from nationwide are children under five. These burns typically occur from touching or falling into the grill or hot coals. Keep a clear zone around the grill. [NFPA - Grilling safety](#).

Consumer grade fireworks are legal to possess and discharge without a license or permit. This change took effect on July 1st, 2022. Fireworks discharge is limited to specific holidays and times.

- Juneteenth (4 p.m.-11 p.m.) [June 19]
- July 3, 4, and 5, and the Friday, Saturday and Sunday immediately before and after July 4th (4 p.m.-11 p.m.)
- Labor Day weekend (4 p.m.-11 p.m.) [1st Monday of September and the Saturday and Sunday immediately preceding that Monday]
- Diwali (4 p.m.-11 p.m.)
- New Year's Eve (4 p.m.-11:59 p.m.)
- New Year's Day (12 a.m.-1 a.m.; 4 p.m.-11 p.m.)
- Chinese New Year (4 p.m.-11 p.m.)
- Cinco de Mayo (4 p.m.-11 p.m.)
- Memorial Day weekend (4 p.m.-11 p.m.) [last Monday in May and the Saturday and Sunday immediately preceding that day]

Minimum distances are required.

- Persons under the age of 18 cannot be within 150 feet of the discharge point of aerial fireworks.
- Aerial devices cannot be discharged within 150 feet of spectators (this includes aerial shells, roman candles, cakes, and bottle rockets).
- Non-aerial devices cannot be discharged within 50 feet of spectators (this includes fountains, firecrackers, and ground effect devices).

No one under 18 is permitted to handle or discharge fireworks.

The safest practice is to leave fireworks to the professionals. Enjoy fireworks displays and community events. See you at Day in the Park on June 24th. If you are planning to discharge consumer grade fireworks, follow all laws and safety guidelines. For more rules on legal use of fireworks visit [FAQs for Consumers - Ohio's New Fireworks Law | Ohio Department of Commerce](#).

Have a safe and enjoyable summer.

Sincerely,



Fire Chief Douglas A. Pool

Bryan Fire Department

Bryan, OH

This report was generated on 6/6/2023 8:29:56 AM



Incident Statistics

Zone(s): All Zones | Start Date: 05/01/2023 | End Date: 05/31/2023

INCIDENT COUNT			
INCIDENT TYPE		# INCIDENTS	
EMS		23	
FIRE		34	
TOTAL		57	
TOTAL TRANSPORTS (N2 and N3)			
APPARATUS	# of APPARATUS TRANSPORTS	# of PATIENT TRANSPORTS	TOTAL # of PATIENT CONTACTS
TOTAL			
PRE-INCIDENT VALUE		LOSSES	
\$6,243,900.00		\$77,900.00	
CO CHECKS			
736 - CO detector activation due to malfunction		1	
TOTAL		1	
MUTUAL AID			
Aid Type		Total	
Aid Given		6	
Aid Received		3	
OVERLAPPING CALLS			
# OVERLAPPING		% OVERLAPPING	
3		5.26	
LIGHTS AND SIREN - AVERAGE RESPONSE TIME (Dispatch to Arrival)			
Station	EMS	FIRE	
Bryan Fire Department	0:04:00	0:08:12	
AVERAGE FOR ALL CALLS		0:05:39	
LIGHTS AND SIREN - AVERAGE TURNOUT TIME (Dispatch to Enroute)			
Station	EMS	FIRE	
Bryan Fire Department	0:01:11	0:02:23	
AVERAGE FOR ALL CALLS		0:01:44	
AGENCY		AVERAGE TIME ON SCENE (MM:SS)	
Bryan Fire Department		34:00	

Only Reviewed Incidents included. EMS for Incident counts includes only 300 to 399 Incident Types. All other incident types are counted as FIRE. CO Checks only includes Incident Types: 424, 736 and 734. # Apparatus Transports = # of incidents where apparatus transported. # Patient Transports = All patients transported by EMS. # Patient Contacts = # of PCR contacted by apparatus. This report now returns both NEMSIS 2 & 3 data as appropriate. For overlapping calls that span over multiple days, total per month will not equal Total count for year.

Bryan Fire Department

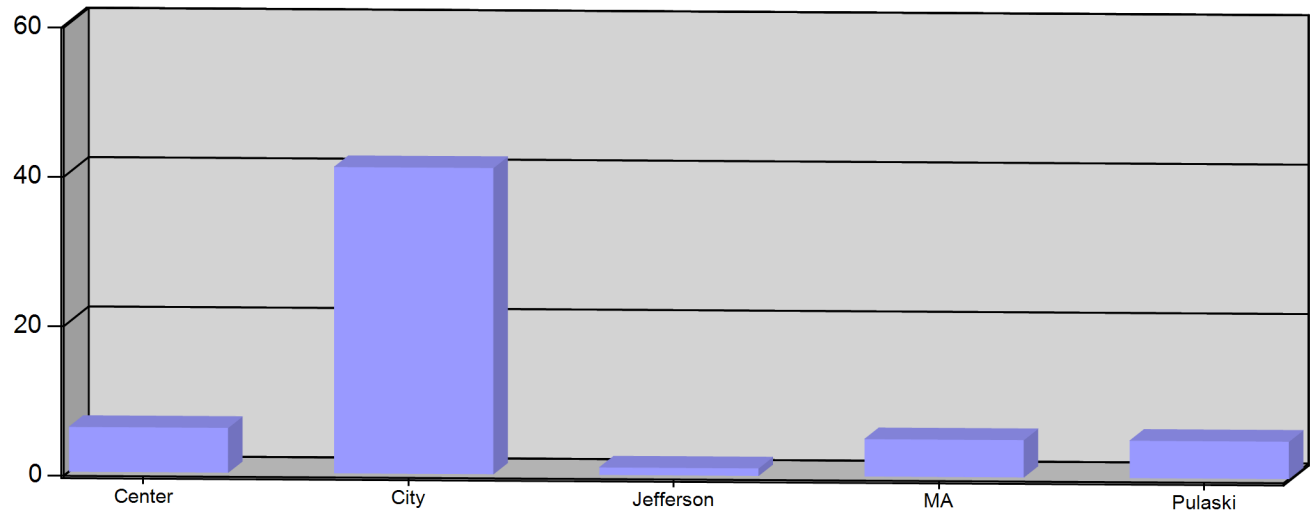
Bryan, OH

This report was generated on 6/6/2023 8:28:01 AM



Incident Count per Zone for Date Range

Start Date: 05/01/2023 | End Date: 05/31/2023



ZONE	# INCIDENTS
Center - Center Twp	6
City - Bryan	41
Jefferson - Jefferson Twp	1
MA - Mutual Aid	5
Pulaski - Pulaski Twp	5

TOTAL: 58

Zone information is defined on the Basic Info 3 screen of an incident. Only REVIEWED incidents included. Archived Zones cannot be unarchived.



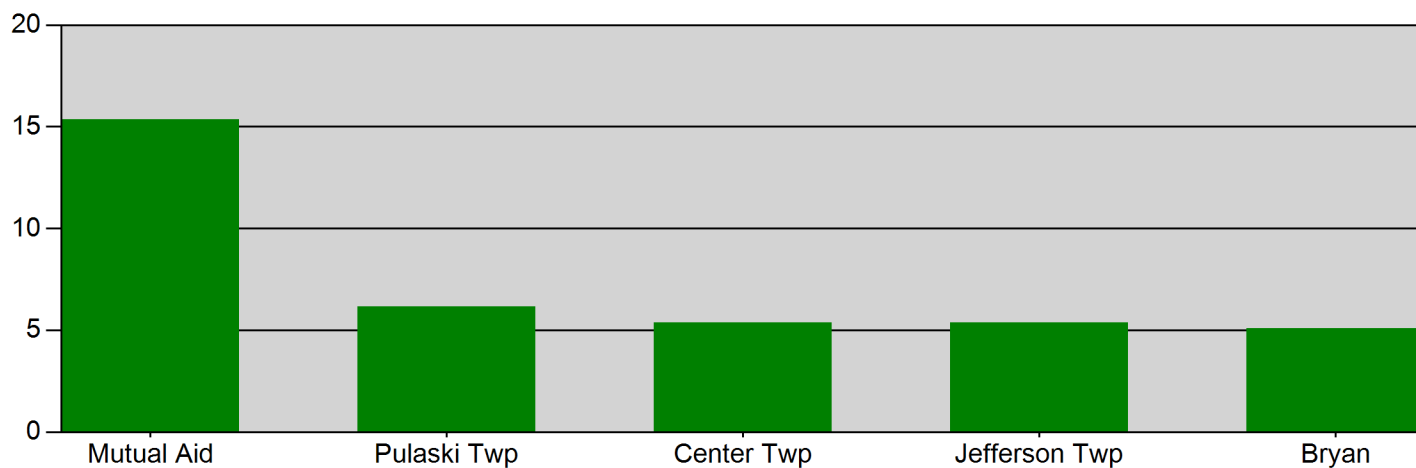
Bryan Fire Department

Bryan, OH

This report was generated on 6/6/2023 8:31:48 AM



Response Mode: Lights and Sirens | Start Date: 05/01/2023 | End Date: 05/31/2023



Zone	AVERAGE RESPONSE TIME (in minutes)
Mutual Aid	15.36
Pulaski Twp	6.18
Center Twp	5.39
Jefferson Twp	5.38
Bryan	5.10

Only REVIEWED incidents included. Response Time is Dispatched to Arrived. Includes all apparatus with arrival times. Excludes "Cancelled" apparatus.



emergencyreporting.com
Doc Id: 342
Page # 1 of 1

Bryan Fire Department

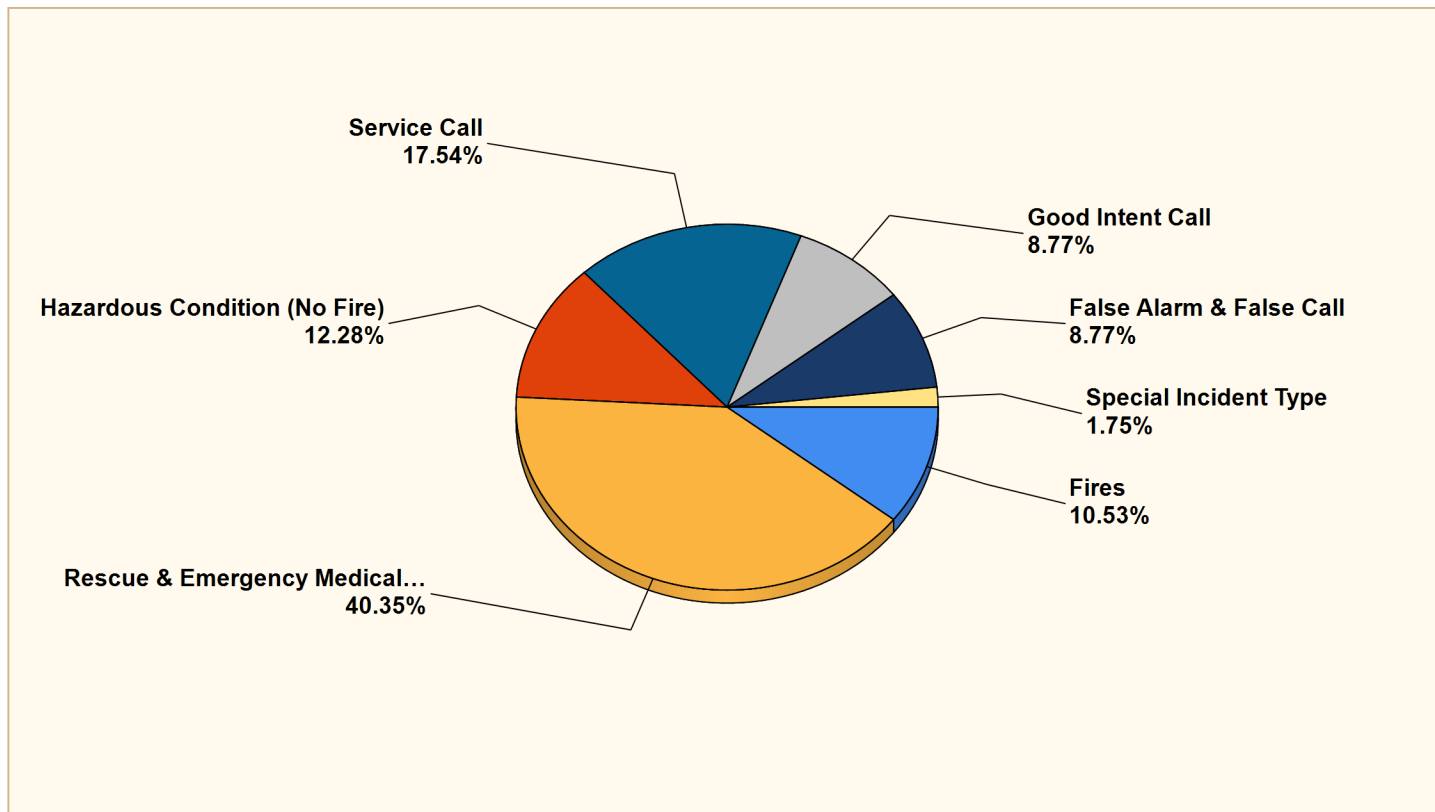
Bryan, OH

This report was generated on 6/6/2023 8:28:36 AM



Breakdown by Major Incident Types for Date Range

Zone(s): All Zones | Start Date: 05/01/2023 | End Date: 05/31/2023



MAJOR INCIDENT TYPE	# INCIDENTS	% of TOTAL
Fires	6	10.53%
Rescue & Emergency Medical Service	23	40.35%
Hazardous Condition (No Fire)	7	12.28%
Service Call	10	17.54%
Good Intent Call	5	8.77%
False Alarm & False Call	5	8.77%
Special Incident Type	1	1.75%
TOTAL	57	100%

Only REVIEWED and/or LOCKED IMPORTED incidents are included. Summary results for a major incident type are not displayed if the count is zero.



emergencyreporting.com
Doc Id: 553
Page # 1 of 2

Detailed Breakdown by Incident Type

INCIDENT TYPE	# INCIDENTS	% of TOTAL
111 - Building fire	4	7.02%
113 - Cooking fire, confined to container	1	1.75%
142 - Brush or brush-and-grass mixture fire	1	1.75%
311 - Medical assist, assist EMS crew	13	22.81%
321 - EMS call, excluding vehicle accident with injury	4	7.02%
322 - Motor vehicle accident with injuries	4	7.02%
350 - Extrication, rescue, other	1	1.75%
352 - Extrication of victim(s) from vehicle	1	1.75%
411 - Gasoline or other flammable liquid spill	1	1.75%
412 - Gas leak (natural gas or LPG)	1	1.75%
413 - Oil or other combustible liquid spill	1	1.75%
422 - Chemical spill or leak	2	3.51%
440 - Electrical wiring/equipment problem, other	2	3.51%
500 - Service Call, other	1	1.75%
531 - Smoke or odor removal	2	3.51%
551 - Assist police or other governmental agency	1	1.75%
553 - Public service	2	3.51%
561 - Unauthorized burning	3	5.26%
571 - Cover assignment, standby, moveup	1	1.75%
611 - Dispatched & cancelled en route	2	3.51%
622 - No incident found on arrival at dispatch address	1	1.75%
651 - Smoke scare, odor of smoke	1	1.75%
652 - Steam, vapor, fog or dust thought to be smoke	1	1.75%
700 - False alarm or false call, other	1	1.75%
736 - CO detector activation due to malfunction	1	1.75%
743 - Smoke detector activation, no fire - unintentional	1	1.75%
745 - Alarm system activation, no fire - unintentional	2	3.51%
911 - Citizen complaint	1	1.75%
TOTAL INCIDENTS:	57	100%

Only REVIEWED and/or LOCKED IMPORTED incidents are included. Summary results for a major incident type are not displayed if the count is zero.



Bryan Fire Department

Bryan, OH

This report was generated on 6/6/2023 8:19:09 AM



Incidents by Shift for Date Range

Start Date: 05/01/2023 | End Date: 05/31/2023



SHIFT	# INCIDENTS
General	15
Shift A	13
Shift B	12
Shift C	8
Shift D	9

TOTAL: 57

Incidents with multiple EXPOSURES, with distinct stations, may create a slight difference between the report total and total number of actual incidents for the DATE RANGE provided. The totals reflect the # INCIDENTS each STATION was assigned. Only REVIEWED incidents included.

Bryan Fire Department

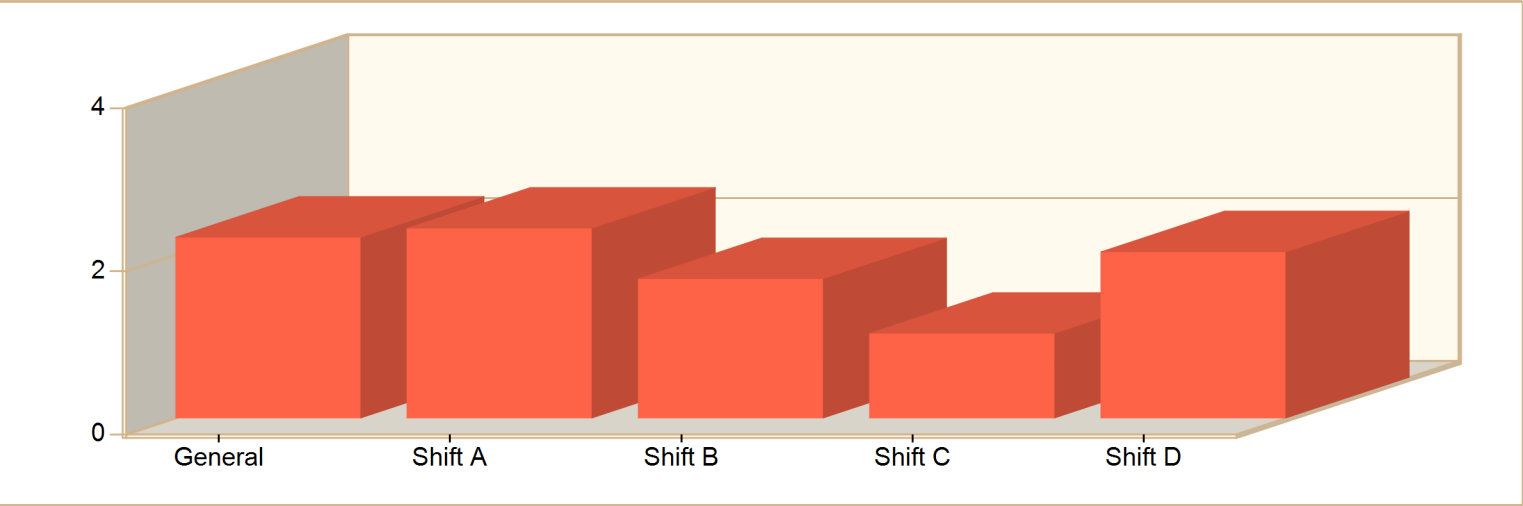
Bryan, OH

This report was generated on 6/6/2023 8:33:03 AM



Average Turnout Time per Shift for Date Range

Start Date: 05/01/2023 | End Date: 05/31/2023



SHIFT	AVERAGE TURNOUT TIME as MM:SS (Dispatch to Enroute)
General	2:13
Shift A	2:20
Shift B	1:43
Shift C	1:03
Shift D	2:02

Committed time (minutes) is the difference between the DISPATCH and ENROUTE time of Basic Info 4. Only REVIEWED incidents included.

Bryan Fire Department

Bryan, OH

This report was generated on 6/6/2023 8:31:08 AM



Average Response Time per Shift for Response Mode for Date Range

Response Mode to Scene: Lights and Sirens | Start Date: 05/01/2023 | End Date: 05/31/2023



SHIFT	AVERAGE RESPONSE TIME in minutes (Dispatch to Arrived)
General	7.20
Shift A	7.64
Shift B	3.45
Shift C	3.87
Shift D	5.78

Average Response Time calculated from DISPATCH and ARRIVED times. Only REVIEWED Incidents are included.

Bryan Fire Department

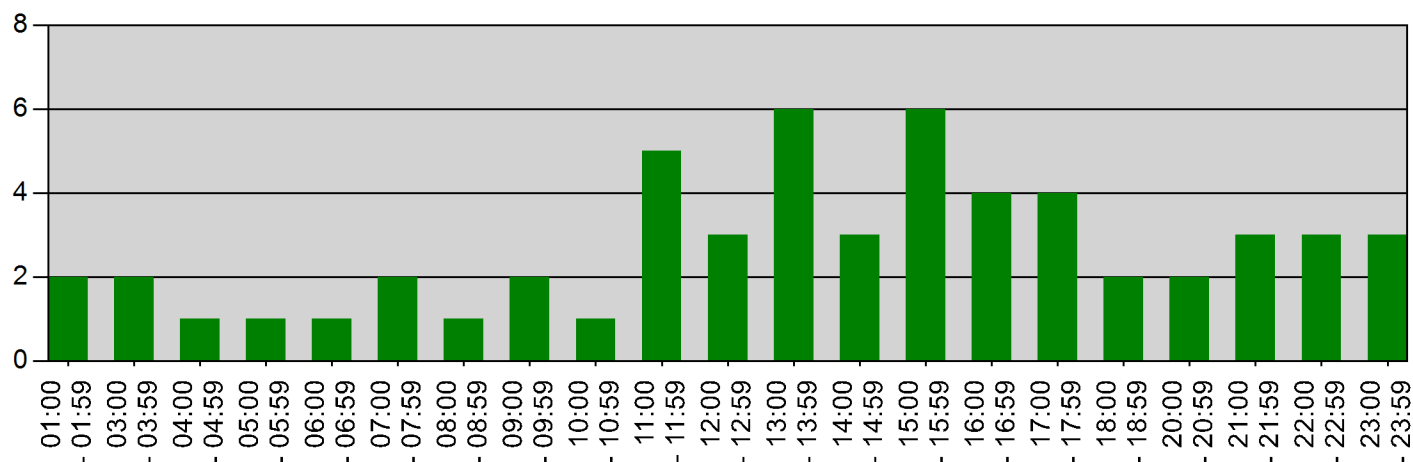
Bryan, OH

This report was generated on 6/6/2023 8:20:28 AM



Incidents by Hour for Date Range

Start Date: 05/01/2023 | End Date: 05/31/2023



Hour	# of Calls
01:00 - 01:59	2
03:00 - 03:59	2
04:00 - 04:59	1
05:00 - 05:59	1
06:00 - 06:59	1
07:00 - 07:59	2
08:00 - 08:59	1
09:00 - 09:59	2
10:00 - 10:59	1
11:00 - 11:59	5
12:00 - 12:59	3
13:00 - 13:59	6
14:00 - 14:59	3
15:00 - 15:59	6
16:00 - 16:59	4
17:00 - 17:59	4
18:00 - 18:59	2
20:00 - 20:59	2
21:00 - 21:59	3
22:00 - 22:59	3
23:00 - 23:59	3

Only REVIEWED incidents included



emergencyreporting.com
Doc Id: 19
Page # 1 of 1

Bryan Fire Department

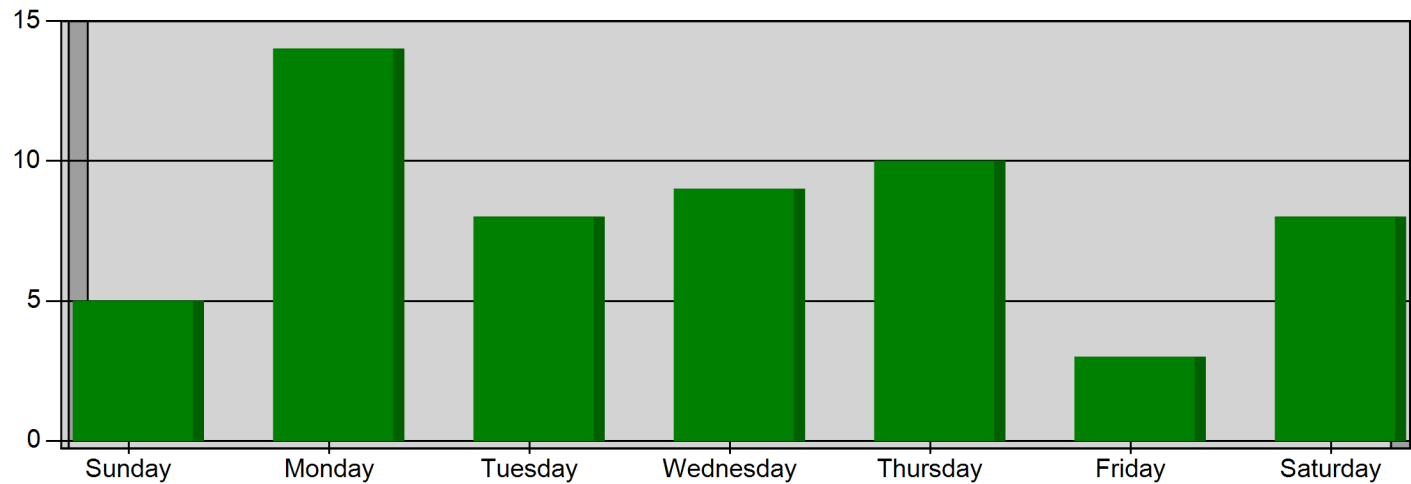
Bryan, OH

This report was generated on 6/6/2023 8:21:32 AM



Incidents by Day of the Week for Date Range

Start Incident Type: 100 | End Incident Type: 911 | Start Date: 05/01/2023 | End Date: 05/31/2023



DAY OF THE WEEK	# INCIDENTS
Sunday	5
Monday	14
Tuesday	8
Wednesday	9
Thursday	10
Friday	3
Saturday	8

TOTAL

57

Only Reviewed incidents included.

Bryan Fire Department

Bryan, OH

This report was generated on 6/6/2023 8:29:18 AM



Count of Occupancies Inspected per Category Type and Subcategory per Inspection Type for Date Range

Start Date: 05/01/2023 | End Date: 05/31/2023

OCCUPANCY CATEGORY - SUBCATEGORY		COUNT
Business Group B		
Food		
Fire Protection \ Alarm System Test		1
Office		
Annual		1
Professional Services		
Annual		2
Total Number of Inspections per Category:		4
Educational Group E		
Traditional School		
Scheduled		1
Total Number of Inspections per Category:		1
Mercantile Group M		
Service Stations		
Annual		3
Total Number of Inspections per Category:		3
Residential Group R		
R3 Residential Houses (Daycare with less than 5 Children)		
Annual		1
Total Number of Inspections per Category:		1

Custom Report build. Inspections must be Completed to be counted.



emergencyreporting.com

Doc Id: 1752

Page # 1 of 1

Bryan Fire Department

Bryan, OH

This report was generated on 6/6/2023 8:30:35 AM



Non-Personnel Attendance per Event Type for Date Range

Event Categories: All Event Categories | Event Type(s): All Event Types | Start Date: 05/01/2023 | End Date: 05/31/2023

EVENT TYPE	DATE	EVENT NAME	CATEGORY	ATTENDING NON-PERSONNEL	TOTAL
Public CPR Class					
	05/26/2023	CPR	Administration		
				Adult	38
				Total Non-Personnel for CPR:	38
				Grand Non-Personnel Total:	38

Only LOCKED Events Included. If an event does not have any Non-Personnel in attendance, then it will not be included on this report.

Bryan Fire Department

Bryan, OH

This report was generated on 6/6/2023 8:32:25 AM



Count of Classes and People by Class Category with Class Hours and Man Hours for Date Range
Passed/Failed: Both Passed and Failed | Start Date: 05/01/2023 | End Date: 05/31/2023

	CLASS COUNT	TOTAL CLASS HOURS	COUNT OF PEOPLE	TOTAL MAN HOURS
EMS	6	42:00	10	50:00
Fire Officer Training	2	4:00	7	9:00
Firefighter Training	11	31:00	41	91:00
HazMat	1	3:00	1	3:00
Special Operations Training	2	4:30	10	22:30
GRAND TOTALS:	22	84:30	69	175:30

This report lists the actual count of Reviewed classes and the class hours, and the number of people who attended those classes and the total Man Hours for each Class Category. This report pulls training hours from the Training Code Hours field on the Info Page.