



# ACTIVITY REPORT

FOR JULY 2023

FIRE CHIEF DOUGLAS A POOL

## A Letter from the Chief

While the overall number of runs has increased. The number of fires has stayed consistent. EMS and rescue calls account for the majority of incidents. Staffing remains a concern, but on duty staff handles most calls. The larger incidents throughout the county often require additional alarms to bring more departments to the scene. A sound automatic mutual aid system is helping to provide the necessary fire protection to all. Working together, we all succeed.

The best fire protection is prevention. Fire spreads quickly once it starts. Early recognition of a fire is important. Make sure smoke detectors work. Have a plan in case of a fire. Know your escape route. Call 911. Have a working fire extinguisher and know how to use it. Be safe and enjoy the rest of summer.

School starts soon, watch for children and buses.

Sincerely,

A handwritten signature in black ink, appearing to read 'D. A. Pool'. The signature is fluid and cursive, with the first name 'D' being particularly large and stylized.

Fire Chief Douglas A. Pool

# Bryan Fire Department

Bryan, OH

This report was generated on 8/7/2023 1:38:31 PM



## Incident Statistics

Zone(s): All Zones | Start Date: 07/01/2023 | End Date: 07/31/2023

INCIDENT COUNT			
INCIDENT TYPE		# INCIDENTS	
EMS		120	
FIRE		24	
TOTAL		144	
TOTAL TRANSPORTS (N2 and N3)			
APPARATUS	# of APPARATUS TRANSPORTS	# of PATIENT TRANSPORTS	TOTAL # of PATIENT CONTACTS
TOTAL			
PRE-INCIDENT VALUE		LOSSES	
\$285,874.00		\$110,124.00	
CO CHECKS			
TOTAL			
MUTUAL AID			
Aid Type		Total	
Aid Given		2	
Aid Received		2	
OVERLAPPING CALLS			
# OVERLAPPING		% OVERLAPPING	
20		13.89	
LIGHTS AND SIREN - AVERAGE RESPONSE TIME (Dispatch to Arrival)			
Station	EMS	FIRE	
Bryan Fire Department	0:04:58	0:06:51	
AVERAGE FOR ALL CALLS		0:05:21	
LIGHTS AND SIREN - AVERAGE TURNOUT TIME (Dispatch to Enroute)			
Station	EMS	FIRE	
Bryan Fire Department	0:01:27	0:02:03	
AVERAGE FOR ALL CALLS		0:01:37	
AGENCY		AVERAGE TIME ON SCENE (MM:SS)	
Bryan Fire Department		21:33	

Only Reviewed Incidents included. EMS for Incident counts includes only 300 to 399 Incident Types. All other incident types are counted as FIRE. CO Checks only includes Incident Types: 424, 736 and 734. # Apparatus Transports = # of incidents where apparatus transported. # Patient Transports = All patients transported by EMS. # Patient Contacts = # of PCR contacted by apparatus. This report now returns both NEMSIS 2 & 3 data as appropriate. For overlapping calls that span over multiple days, total per month will not equal Total count for year.

# Bryan Fire Department

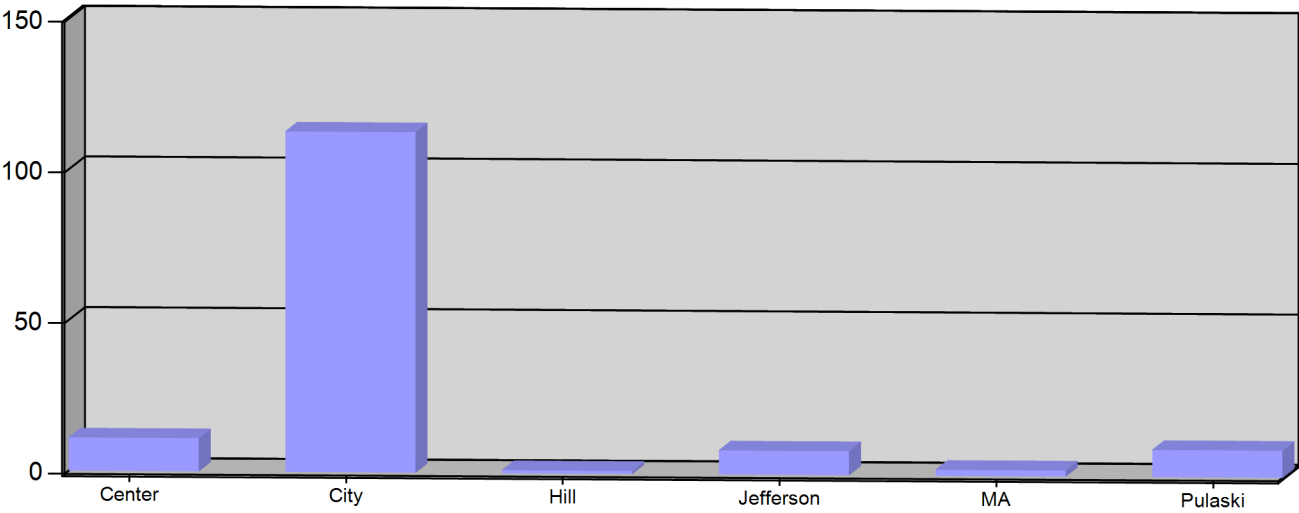
Bryan, OH

This report was generated on 8/7/2023 1:37:09 PM



## Incident Count per Zone for Date Range

Start Date: 07/01/2023 | End Date: 07/31/2023



ZONE	# INCIDENTS
Center - Center Twp	11
City - Bryan	113
Hill - Hillside	1
Jefferson - Jefferson Twp	8
MA - Mutual Aid	2
Pulaski - Pulaski Twp	9
TOTAL:	144

Zone information is defined on the Basic Info 3 screen of an incident. Only REVIEWED incidents included. Archived Zones cannot be unarchived.

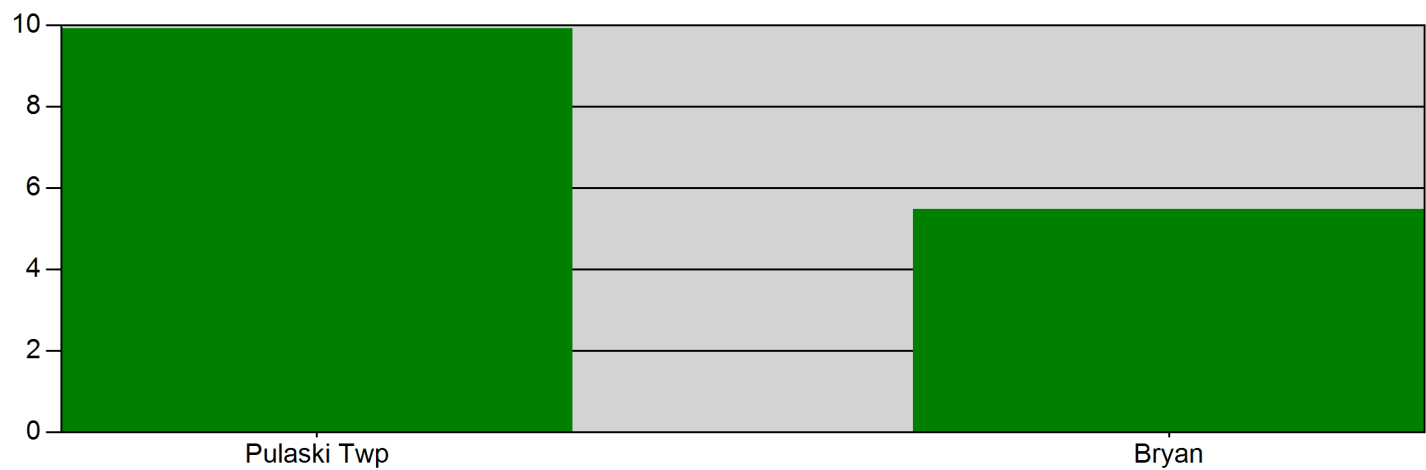
# Bryan Fire Department

Bryan, OH

This report was generated on 8/7/2023 1:40:22 PM



Response Mode: No Lights or Sirens | Start Date: 07/01/2023 | End Date: 07/31/2023



Zone	AVERAGE RESPONSE TIME (in minutes)
Pulaski Twp	9.91
Bryan	5.48

Only REVIEWED incidents included. Response Time is Dispatched to Arrived. Includes all apparatus with arrival times. Excludes "Cancelled" apparatus.

# Bryan Fire Department

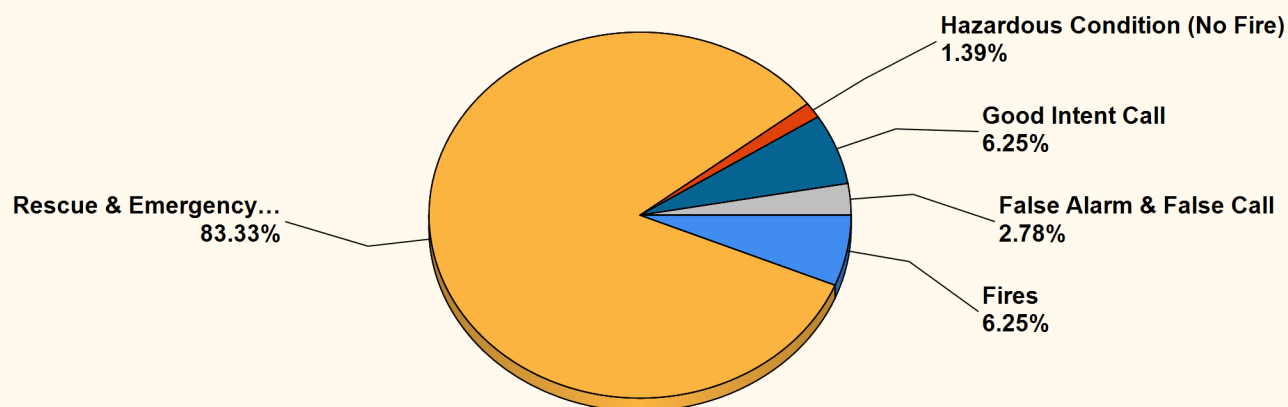
Bryan, OH

This report was generated on 8/7/2023 1:37:38 PM



## Breakdown by Major Incident Types for Date Range

Zone(s): All Zones | Start Date: 07/01/2023 | End Date: 07/31/2023



MAJOR INCIDENT TYPE	# INCIDENTS	% of TOTAL
Fires	9	6.25%
Rescue & Emergency Medical Service	120	83.33%
Hazardous Condition (No Fire)	2	1.39%
Good Intent Call	9	6.25%
False Alarm & False Call	4	2.78%
<b>TOTAL</b>	<b>144</b>	<b>100%</b>

Only REVIEWED and/or LOCKED IMPORTED incidents are included. Summary results for a major incident type are not displayed if the count is zero.



emergencyreporting.com  
Doc Id: 553  
Page # 1 of 2

### Detailed Breakdown by Incident Type

INCIDENT TYPE	# INCIDENTS	% of TOTAL
111 - Building fire	2	1.39%
121 - Fire in mobile home used as fixed residence	1	0.69%
131 - Passenger vehicle fire	1	0.69%
132 - Road freight or transport vehicle fire	1	0.69%
142 - Brush or brush-and-grass mixture fire	1	0.69%
154 - Dumpster or other outside trash receptacle fire	1	0.69%
160 - Special outside fire, other	1	0.69%
171 - Cultivated grain or crop fire	1	0.69%
311 - Medical assist, assist EMS crew	77	53.47%
321 - EMS call, excluding vehicle accident with injury	36	25%
322 - Motor vehicle accident with injuries	6	4.17%
324 - Motor vehicle accident with no injuries.	1	0.69%
422 - Chemical spill or leak	1	0.69%
445 - Arcing, shorted electrical equipment	1	0.69%
611 - Dispatched & cancelled en route	4	2.78%
622 - No incident found on arrival at dispatch address	2	1.39%
651 - Smoke scare, odor of smoke	2	1.39%
652 - Steam, vapor, fog or dust thought to be smoke	1	0.69%
733 - Smoke detector activation due to malfunction	2	1.39%
743 - Smoke detector activation, no fire - unintentional	2	1.39%
<b>TOTAL INCIDENTS:</b>	<b>144</b>	<b>100%</b>

Only REVIEWED and/or LOCKED IMPORTED incidents are included. Summary results for a major incident type are not displayed if the count is zero.



# Bryan Fire Department

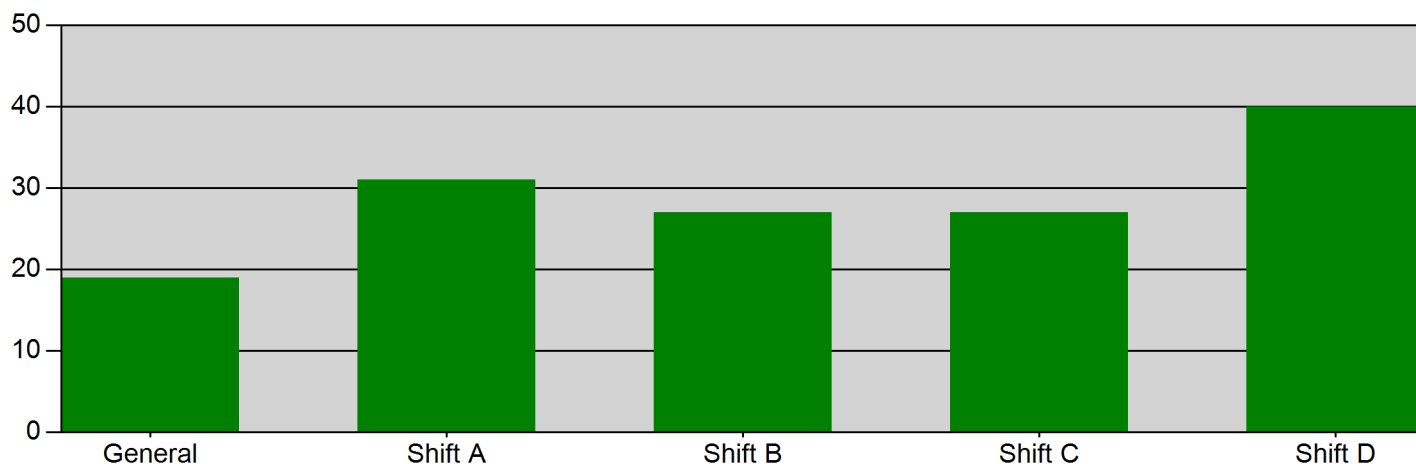
Bryan, OH

This report was generated on 8/7/2023 1:35:05 PM



## Incidents by Shift for Date Range

Start Date: 07/01/2023 | End Date: 07/31/2023



SHIFT	# INCIDENTS
General	19
Shift A	31
Shift B	27
Shift C	27
Shift D	40

**TOTAL: 144**

Incidents with multiple EXPOSURES, with distinct stations, may create a slight difference between the report total and total number of actual incidents for the DATE RANGE provided. The totals reflect the # INCIDENTS each STATION was assigned. Only REVIEWED incidents included.



emergencyreporting.com  
Doc Id: 27  
Page # 1 of 1

# Bryan Fire Department

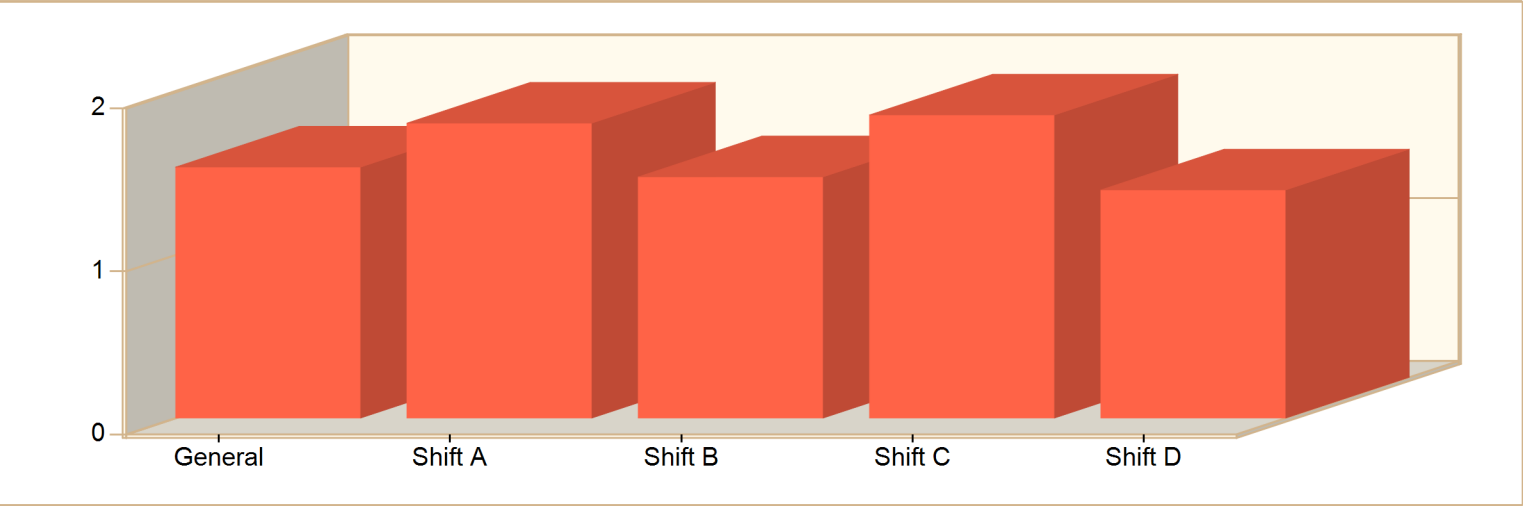
Bryan, OH

This report was generated on 8/7/2023 1:41:18 PM



## Average Turnout Time per Shift for Date Range

Start Date: 07/01/2023 | End Date: 07/31/2023



SHIFT	AVERAGE TURNOUT TIME as MM:SS (Dispatch to Enroute)
General	1:32
Shift A	1:49
Shift B	1:29
Shift C	1:52
Shift D	1:24

Committed time (minutes) is the difference between the DISPATCH and ENROUTE time of Basic Info 4. Only REVIEWED incidents included.



# Bryan Fire Department

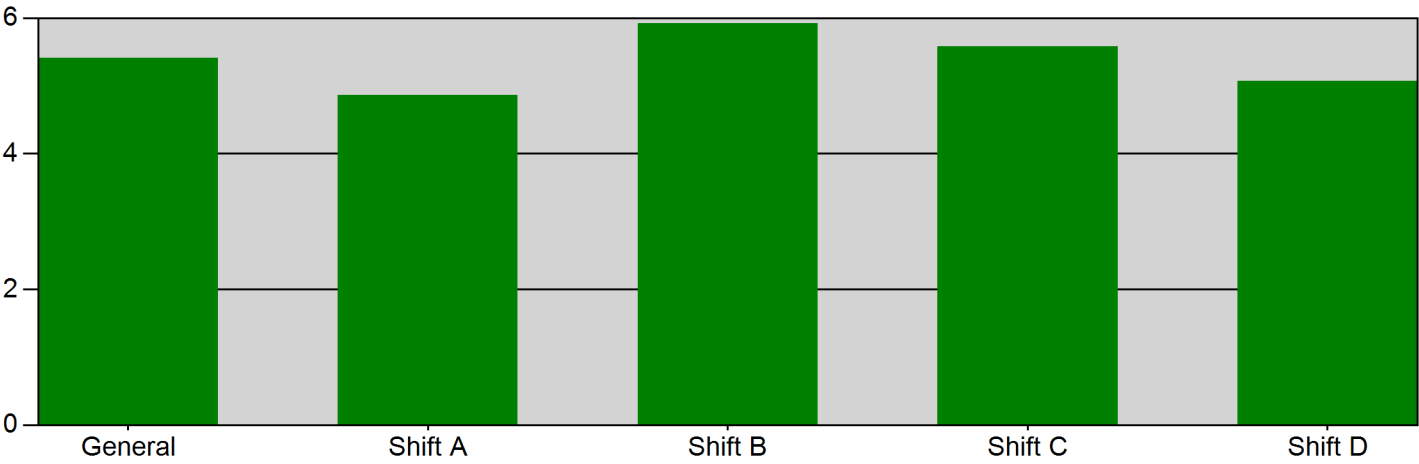
Bryan, OH

This report was generated on 8/7/2023 1:39:35 PM



## Average Response Time per Shift for Response Mode for Date Range

Response Mode to Scene: Lights and Sirens | Start Date: 07/01/2023 | End Date: 07/31/2023



SHIFT	AVERAGE RESPONSE TIME in minutes (Dispatch to Arrived)
General	5.41
Shift A	4.86
Shift B	5.92
Shift C	5.58
Shift D	5.07

Average Response Time calculated from DISPATCH and ARRIVED times. Only REVIEWED Incidents are included.

# Bryan Fire Department

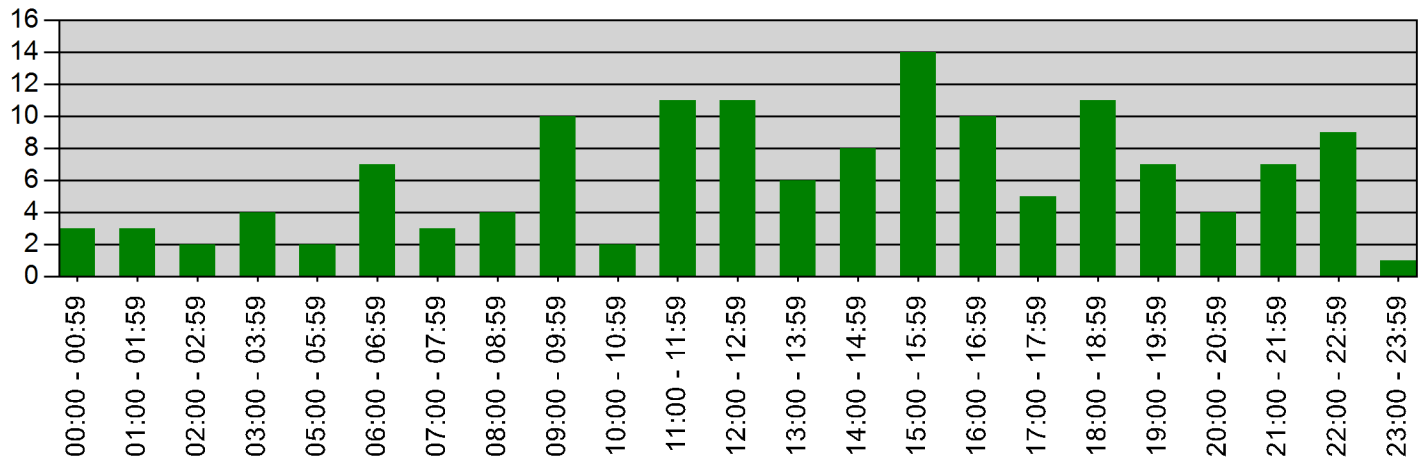
Bryan, OH

This report was generated on 8/7/2023 1:36:06 PM



## Incidents by Hour for Date Range

Start Date: 07/01/2023 | End Date: 07/31/2023



Hour	# of CALLS
00:00 - 00:59	3
01:00 - 01:59	3
02:00 - 02:59	2
03:00 - 03:59	4
04:00 - 04:59	2
05:00 - 05:59	2
06:00 - 06:59	7
07:00 - 07:59	3
08:00 - 08:59	4
09:00 - 09:59	10
10:00 - 10:59	2
11:00 - 11:59	11
12:00 - 12:59	11
13:00 - 13:59	6
14:00 - 14:59	8
15:00 - 15:59	14
16:00 - 16:59	10
17:00 - 17:59	5
18:00 - 18:59	11
19:00 - 19:59	7
20:00 - 20:59	4
21:00 - 21:59	7
22:00 - 22:59	9
23:00 - 23:59	1

Only REVIEWED incidents included



emergencyreporting.com  
Doc Id: 19  
Page # 1 of 1

# Bryan Fire Department

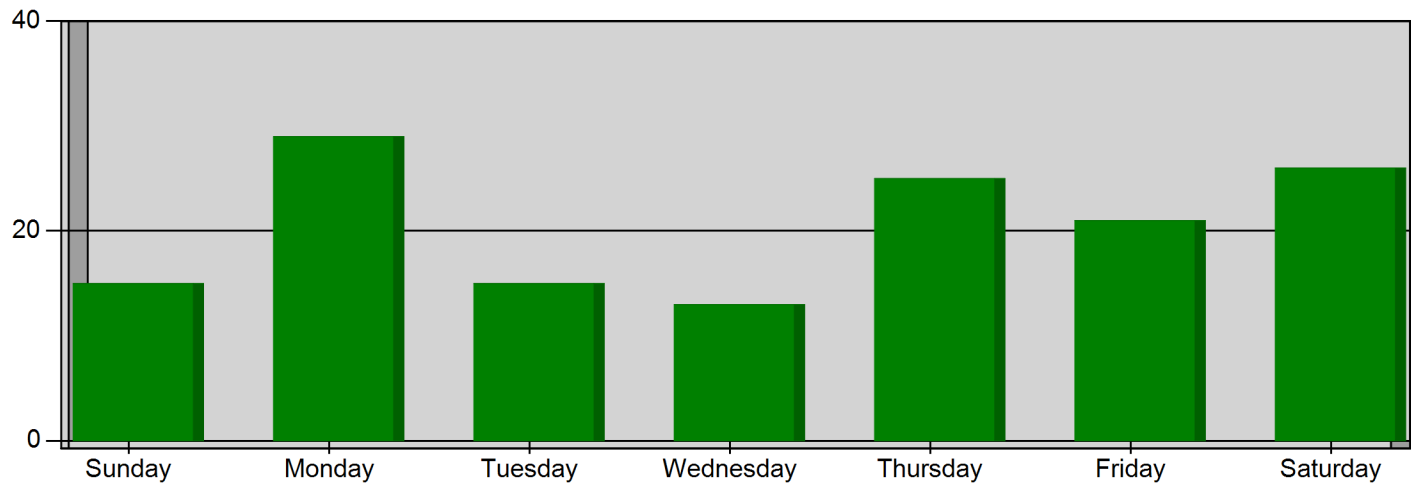
Bryan, OH

This report was generated on 8/7/2023 1:36:42 PM



## Incidents by Day of the Week for Date Range

Start Incident Type: 100 | End Incident Type: 911 | Start Date: 07/01/2023 | End Date: 07/31/2023



DAY OF THE WEEK	# INCIDENTS
Sunday	15
Monday	29
Tuesday	15
Wednesday	13
Thursday	25
Friday	21
Saturday	26
TOTAL	144

Only Reviewed incidents included.

# Bryan Fire Department

Bryan, OH

This report was generated on 8/7/2023 1:38:08 PM



## Count of Occupancies Inspected per Category Type and Subcategory per Inspection Type for Date Range

Start Date: 07/01/2023 | End Date: 07/31/2023

OCCUPANCY CATEGORY - SUBCATEGORY		COUNT
Business Group B		
Professional Services		
Final Building Acceptance		1
Total Number of Inspections per Category:		1
Mercantile Group M		
Mercantile Group M		
Final Building Acceptance		1
Total Number of Inspections per Category:		1

Custom Report build. Inspections must be Completed to be counted.

# Bryan Fire Department

Bryan, OH

This report was generated on 8/7/2023 1:39:01 PM



## Non-Personnel Attendance per Event Type for Date Range

Event Categories: All Event Categories | Event Type(s): All Event Types | Start Date: 07/01/2023 | End Date: 07/31/2023

EVENT TYPE	DATE	EVENT NAME	CATEGORY	ATTENDING NON-PERSONNEL	TOTAL
Special Event					
	07/27/2023	Safety Town	Public Relations / Education	Children	15
Total Non-Personnel for Safety Town:					15
Grand Non-Personnel Total:					15

Only LOCKED Events Included. If an event does not have any Non-Personnel in attendance, then it will not be included on this report.

# Bryan Fire Department

Bryan, OH

This report was generated on 8/7/2023 1:40:56 PM



**Count of Classes and People by Class Category with Class Hours and Man Hours for Date Range**  
**Passed/Failed: Both Passed and Failed | Start Date: 07/01/2023 | End Date: 07/31/2023**

	CLASS COUNT	TOTAL CLASS HOURS	COUNT OF PEOPLE	TOTAL MAN HOURS
EMS	8	58:00	10	62:00
Firefighter Training	2	3:15	9	15:15
<b>GRAND TOTALS:</b>	<b>10</b>	<b>61:15</b>	<b>19</b>	<b>77:15</b>

This report lists the actual count of Reviewed classes and the class hours, and the number of people who attended those classes and the total Man Hours for each Class Category. This report pulls training hours from the Training Code Hours field on the Info Page.



**EMERGENCY  
REPORTING**

emergencyreporting.com  
Doc Id: 1625  
Page # 1 of 1