



ACTIVITY REPORT

FOR JUNE 2023

FIRE CHIEF DOUGLAS A POOL


A Letter from the Chief

Bryan Fire Department is committed to providing the best service to the community we protect. Changes in dispatching for medical first responder calls initiated at the end of May account for a fivefold increase in medical and rescue calls for the department. Bryan Fire Department is now dispatched simultaneously with Williams County EMS for medical calls in the fire district instead of delays for special request and communications between County and City dispatch centers. The faster notification speeds the response of medical care to patients.

While adequate staffing is readily available to handle the additional workload of medical calls, fire response continues to rely on automatic mutual aid from the surrounding fire departments. All fire departments in the area continue to struggle with staffing. The volunteer fire service is at a crisis level. Bryan Fire employs a number of part time and paid on call firefighters to supplement staffing. Fire training for new recruits will start in September. Anyone interested in becoming a fire fighter should contact their local fire department.

Consumer grade fireworks are legal to possess and may be legally discharged when in compliance with state laws and regulations. It is not legal to discharge consumer fireworks on public property (parks, roads, school yards, etc.). No one under the age of 18 may handle or discharge fireworks. Aerial devices, roman candles and bottle rockets require a minimum of 150 feet from buildings, combustible material and spectators including anyone under the age of 18. Non-aerial devices, fountains, and firecrackers require a minimum of 50 feet separation. Minimum distances increase up to three times around multifamily dwellings and other special occupancies. In cooperation with Bryan Police, we will continue to educate the public about the law. The safest practice is to leave fireworks to the professionals. Enjoy fireworks displays and community events. If you are planning to discharge consumer grade fireworks, follow [Ohio Revised Code \(R.C.\) 3743.45](#) and Ohio Fire Code (OFC) [1301:7-7-56\(Z\)\(5626\)](#). Have a safe and enjoyable summer.

Sincerely,

A handwritten signature in black ink, appearing to read 'D. A. Pool', with a stylized flourish at the end.

Fire Chief Douglas A. Pool

Bryan Fire Department

Bryan, OH

This report was generated on 7/6/2023 10:31:29 AM



Incident Statistics

Zone(s): All Zones | Start Date: 06/01/2023 | End Date: 06/30/2023

INCIDENT COUNT			
INCIDENT TYPE		# INCIDENTS	
EMS		113	
FIRE		39	
TOTAL		152	
TOTAL TRANSPORTS (N2 and N3)			
APPARATUS	# of APPARATUS TRANSPORTS	# of PATIENT TRANSPORTS	TOTAL # of PATIENT CONTACTS
TOTAL			
PRE-INCIDENT VALUE		LOSSES	
\$117,200.00		\$7,000.00	
CO CHECKS			
TOTAL			
MUTUAL AID			
Aid Type		Total	
OVERLAPPING CALLS			
# OVERLAPPING		% OVERLAPPING	
17		11.18	
LIGHTS AND SIREN - AVERAGE RESPONSE TIME (Dispatch to Arrival)			
Station	EMS	FIRE	
Bryan Fire Department	0:04:59	0:07:07	
AVERAGE FOR ALL CALLS		0:05:23	
LIGHTS AND SIREN - AVERAGE TURNOUT TIME (Dispatch to Enroute)			
Station	EMS	FIRE	
Bryan Fire Department	0:01:34	0:03:26	
AVERAGE FOR ALL CALLS		0:01:50	
AGENCY		AVERAGE TIME ON SCENE (MM:SS)	
Bryan Fire Department		21:24	

Only Reviewed Incidents included. EMS for Incident counts includes only 300 to 399 Incident Types. All other incident types are counted as FIRE. CO Checks only includes Incident Types: 424, 736 and 734. # Apparatus Transports = # of incidents where apparatus transported. # Patient Transports = All patients transported by EMS. # Patient Contacts = # of PCR contacted by apparatus. This report now returns both NEMSIS 2 & 3 data as appropriate. For overlapping calls that span over multiple days, total per month will not equal Total count for year.

Bryan Fire Department

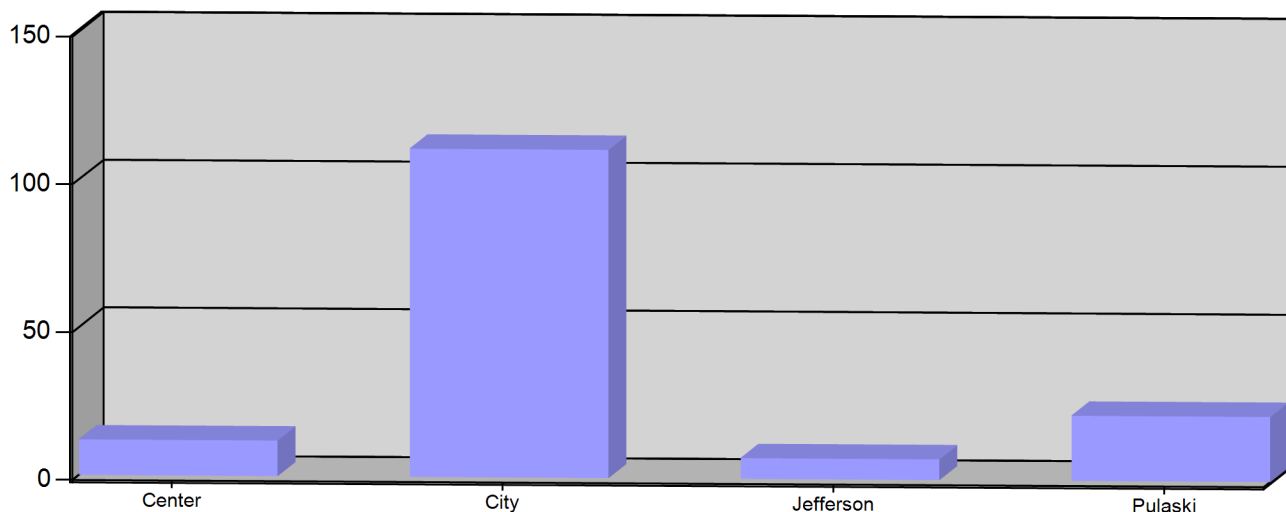
Bryan, OH

This report was generated on 7/6/2023 10:29:42 AM



Incident Count per Zone for Date Range

Start Date: 06/01/2023 | End Date: 06/30/2023



ZONE	# INCIDENTS
Center - Center Twp	12
City - Bryan	111
Jefferson - Jefferson Twp	7
Pulaski - Pulaski Twp	22
TOTAL:	152

Zone information is defined on the Basic Info 3 screen of an incident. Only REVIEWED incidents included.
Archived Zones cannot be unarchived.



emergencyreporting.com

Doc Id: 270

Page # 1 of 1

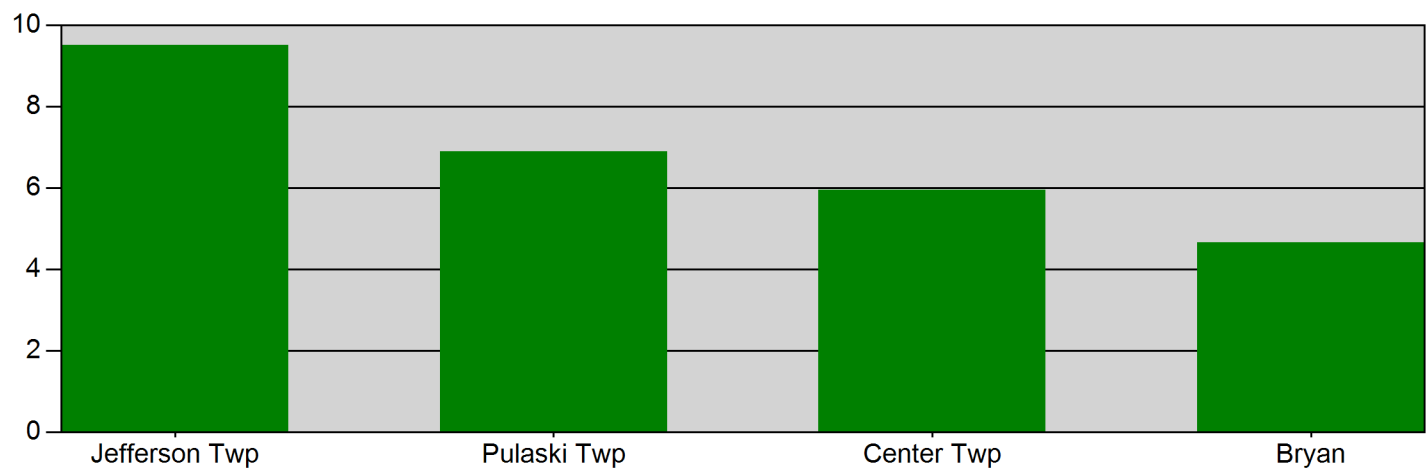
Bryan Fire Department

Bryan, OH

This report was generated on 7/6/2023 10:33:41 AM



Response Mode: Lights and Sirens | Start Date: 06/01/2023 | End Date: 06/30/2023



Zone	AVERAGE RESPONSE TIME (in minutes)
Jefferson Twp	9.50
Pulaski Twp	6.90
Center Twp	5.95
Bryan	4.66

Only REVIEWED incidents included. Response Time is Dispatched to Arrived. Includes all apparatus with arrival times. Excludes "Cancelled" apparatus.

Bryan Fire Department

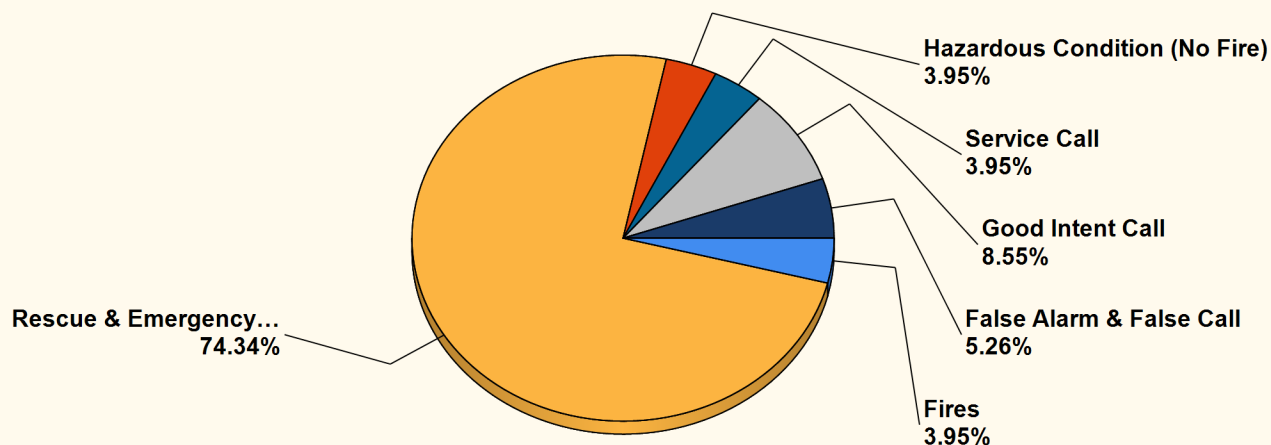
Bryan, OH

This report was generated on 7/6/2023 10:30:19 AM



Breakdown by Major Incident Types for Date Range

Zone(s): All Zones | Start Date: 06/01/2023 | End Date: 06/30/2023



MAJOR INCIDENT TYPE	# INCIDENTS	% of TOTAL
Fires	6	3.95%
Rescue & Emergency Medical Service	113	74.34%
Hazardous Condition (No Fire)	6	3.95%
Service Call	6	3.95%
Good Intent Call	13	8.55%
False Alarm & False Call	8	5.26%
TOTAL	152	100%

Only REVIEWED and/or LOCKED IMPORTED incidents are included. Summary results for a major incident type are not displayed if the count is zero.



emergencyreporting.com
Doc Id: 553
Page # 1 of 2

Detailed Breakdown by Incident Type

INCIDENT TYPE	# INCIDENTS	% of TOTAL
111 - Building fire	1	0.66%
132 - Road freight or transport vehicle fire	1	0.66%
143 - Grass fire	1	0.66%
151 - Outside rubbish, trash or waste fire	2	1.32%
154 - Dumpster or other outside trash receptacle fire	1	0.66%
311 - Medical assist, assist EMS crew	67	44.08%
321 - EMS call, excluding vehicle accident with injury	42	27.63%
322 - Motor vehicle accident with injuries	4	2.63%
412 - Gas leak (natural gas or LPG)	3	1.97%
421 - Chemical hazard (no spill or leak)	1	0.66%
444 - Power line down	1	0.66%
445 - Arcing, shorted electrical equipment	1	0.66%
561 - Unauthorized burning	6	3.95%
600 - Good intent call, other	1	0.66%
611 - Dispatched & cancelled en route	9	5.92%
622 - No incident found on arrival at dispatch address	2	1.32%
651 - Smoke scare, odor of smoke	1	0.66%
733 - Smoke detector activation due to malfunction	2	1.32%
735 - Alarm system sounded due to malfunction	1	0.66%
743 - Smoke detector activation, no fire - unintentional	2	1.32%
745 - Alarm system activation, no fire - unintentional	3	1.97%
TOTAL INCIDENTS:	152	100%

Only REVIEWED and/or LOCKED IMPORTED incidents are included. Summary results for a major incident type are not displayed if the count is zero.

Bryan Fire Department

Bryan, OH

This report was generated on 7/6/2023 10:27:20 AM



Incidents by Shift for Date Range

Start Date: 06/01/2023 | End Date: 06/30/2023



SHIFT	# INCIDENTS
General	7
Shift A	30
Shift B	35
Shift C	36
Shift D	44

TOTAL: 152

Incidents with multiple EXPOSURES, with distinct stations, may create a slight difference between the report total and total number of actual incidents for the DATE RANGE provided. The totals reflect the # INCIDENTS each STATION was assigned. Only REVIEWED incidents included.

Bryan Fire Department

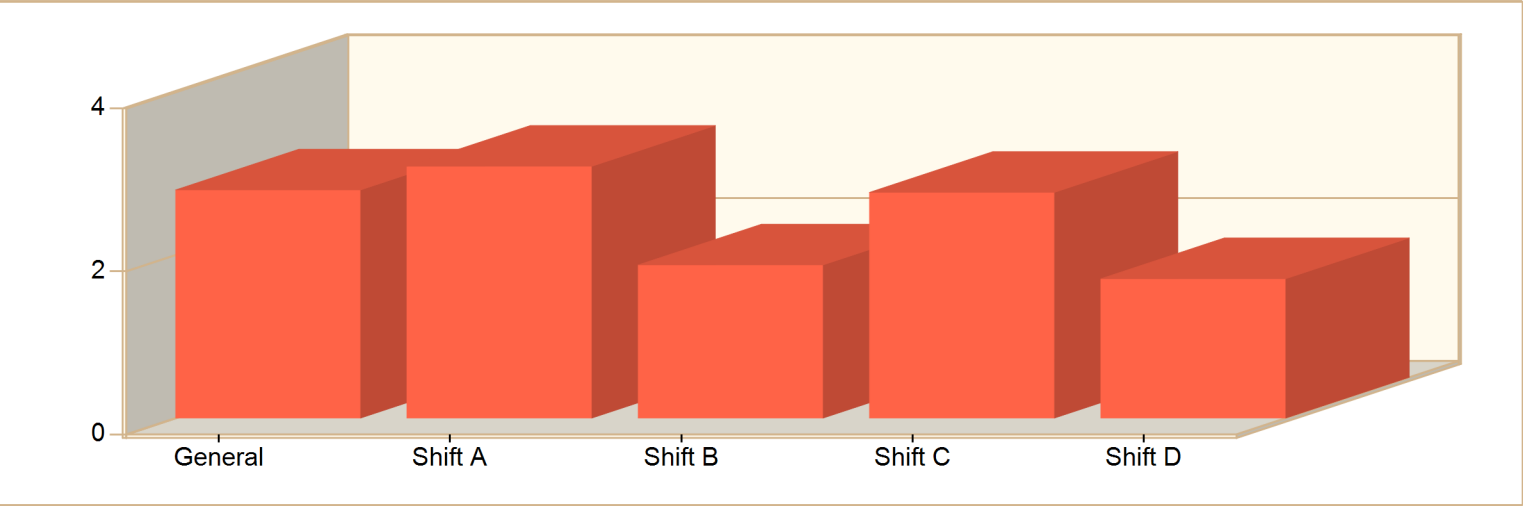
Bryan, OH

This report was generated on 7/6/2023 10:34:46 AM



Average Turnout Time per Shift for Date Range

Start Date: 06/01/2023 | End Date: 06/30/2023



SHIFT	AVERAGE TURNOUT TIME as MM:SS (Dispatch to Enroute)
General	2:48
Shift A	3:05
Shift B	1:53
Shift C	2:46
Shift D	1:43

Committed time (minutes) is the difference between the DISPATCH and ENROUTE time of Basic Info 4. Only REVIEWED incidents included.



Bryan Fire Department

Bryan, OH

This report was generated on 7/6/2023 10:32:34 AM



Average Response Time per Shift for Response Mode for Date Range

Response Mode to Scene: Lights and Sirens | Start Date: 06/01/2023 | End Date: 06/30/2023



SHIFT	AVERAGE RESPONSE TIME in minutes (Dispatch to Arrived)
General	5.84
Shift A	6.61
Shift B	4.50
Shift C	4.62
Shift D	5.65

Average Response Time calculated from DISPATCH and ARRIVED times. Only REVIEWED Incidents are included.

Bryan Fire Department

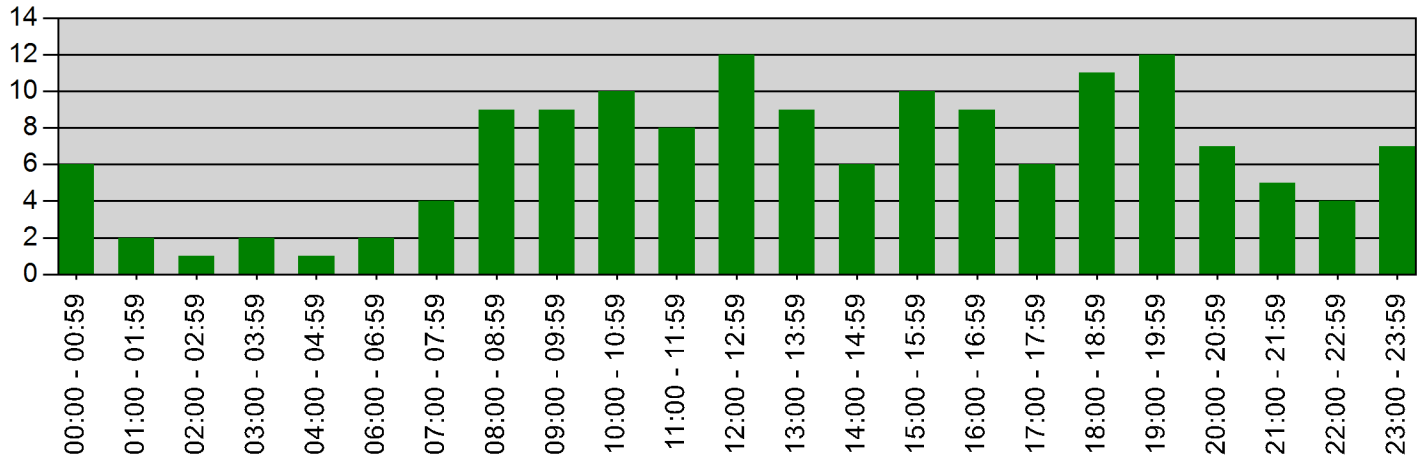
Bryan, OH

This report was generated on 7/6/2023 10:28:22 AM



Incidents by Hour for Date Range

Start Date: 06/01/2023 | End Date: 06/30/2023



Hour	# of Calls
00:00 - 00:59	6
01:00 - 01:59	2
02:00 - 02:59	1
03:00 - 03:59	2
04:00 - 04:59	1
06:00 - 06:59	2
07:00 - 07:59	4
08:00 - 08:59	9
09:00 - 09:59	9
10:00 - 10:59	10
11:00 - 11:59	8
12:00 - 12:59	12
13:00 - 13:59	9
14:00 - 14:59	6
15:00 - 15:59	10
16:00 - 16:59	9
17:00 - 17:59	6
18:00 - 18:59	11
19:00 - 19:59	12
20:00 - 20:59	7
21:00 - 21:59	5
22:00 - 22:59	4
23:00 - 23:59	7

Only REVIEWED incidents included



emergencyreporting.com
Doc Id: 19
Page # 1 of 1

Bryan Fire Department

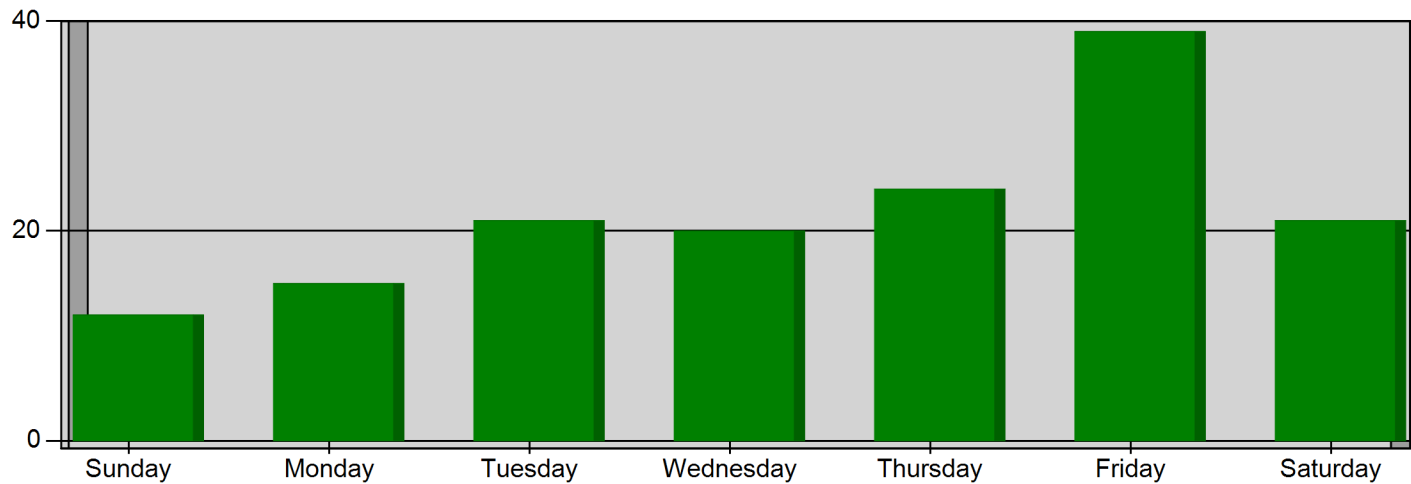
Bryan, OH

This report was generated on 7/6/2023 10:29:04 AM



Incidents by Day of the Week for Date Range

Start Incident Type: 100 | End Incident Type: 911 | Start Date: 06/01/2023 | End Date: 06/30/2023



DAY OF THE WEEK	# INCIDENTS
Sunday	12
Monday	15
Tuesday	21
Wednesday	20
Thursday	24
Friday	39
Saturday	21
TOTAL	152

Only Reviewed incidents included.

Bryan Fire Department

Bryan, OH

This report was generated on 7/6/2023 10:31:02 AM



Count of Occupancies Inspected per Category Type and Subcategory per Inspection Type for Date Range

Start Date: 06/01/2023 | End Date: 06/30/2023

OCCUPANCY CATEGORY - SUBCATEGORY		COUNT
Business Group B		
Business		
Complaint		1
Clinic-outpatient		
Annual		1
Total Number of Inspections per Category:		2
Institutional Group I		
I2 Medical - Hospital and Nursing homes		
Fire Protection \ Alarm System Test		1
Total Number of Inspections per Category:		1
Mercantile Group M		
Mercantile Group M		
Final Building Acceptance		2
Fire Protection \ Alarm System Test		1
Service Stations		
Annual		2
UST		1
Total Number of Inspections per Category:		6
Storage Group S		
S1 Moderate-hazard (Car Garages)		
Fire Protection \ Alarm System Test		1
Total Number of Inspections per Category:		1

Custom Report build. Inspections must be Completed to be counted.



emergencyreporting.com

Doc Id: 1752

Page # 1 of 1

Bryan Fire Department

Bryan, OH

This report was generated on 7/6/2023 10:32:00 AM



Non-Personnel Attendance per Event Type for Date Range

Event Categories: All Event Categories | Event Type(s): All Event Types | Start Date: 06/01/2023 | End Date: 06/30/2023

Event Type	Date	Event Name	Category	Attending Non-Personnel	Total
Extinguisher Program					
	06/14/2023	Tomco Extinguisher Training	Public Relations / Education		
				Adult	5
				Adult	10
	Total Non-Personnel for Tomco Extinguisher Training:				15
	06/21/2023	Envases Media	Public Relations / Education		
				Adult	10
	Total Non-Personnel for Envases Media:				10
Public CPR Class					
	06/14/2023	CPR	Administration		
				Adult	6
	Total Non-Personnel for CPR:				6
	06/15/2023	CPR Class	Public Relations / Education		
				Adult	4
	Total Non-Personnel for CPR Class:				4
Public Education					
	06/28/2023	JFS Extinguisher Training	Administration		
				Adult	25
	Total Non-Personnel for JFS Extinguisher Training:				25
Grand Non-Personnel Total:				60	

Only LOCKED Events Included. If an event does not have any Non-Personnel in attendance, then it will not be included on this report.



emergencyreporting.com
Doc Id: 1774
Page # 1 of 1

Bryan Fire Department

Bryan, OH

This report was generated on 7/6/2023 10:34:17 AM



Count of Classes and People by Class Category with Class Hours and Man Hours for Date Range
Passed/Failed: Both Passed and Failed | Start Date: 06/01/2023 | End Date: 06/30/2023

	CLASS COUNT	TOTAL CLASS HOURS	COUNT OF PEOPLE	TOTAL MAN HOURS
EMS	11	78:00	12	80:00
Firefighter Training	9	24:45	57	202:15
GRAND TOTALS:	20	102:45	69	282:15

This report lists the actual count of Reviewed classes and the class hours, and the number of people who attended those classes and the total Man Hours for each Class Category. This report pulls training hours from the Training Code Hours field on the Info Page.