



ACTIVITY REPORT

FOR AUGUST 2023

FIRE CHIEF DOUGLAS A POOL

A Letter from the Chief


August is in the books. Event planning for Girl Named Concert brought many agencies together and tested our ability to coordinate operations. It was a huge success. Back to school for kids and future firefighters. Registration for entry-level class at the Bryan Fire Training Academy are at capacity. We have the largest class in 15 years. We hope the trend continues as the number of firefighters in the county has dropped by 30% over the last 20 years.

Recruiting remains difficult for fulltime firefighters. The recent civil service test to fill an open position did not have any qualified candidates complete the process. We are testing again during the month of September to fill an open fulltime position.

First responder calls continue to be a large part of the emergency responses. The Bryan Fire Department has made great efforts to assist citizens of our response area with medical emergencies. Many of the Bryan Firefighters also certified as EMTs. Multiple medical calls overlap and many of those first responders are able to provide care while waiting for medical transport to arrive.

As days begin to shorten and nights are cooler, now is the time to check your furnace and make sure your carbon monoxide detector is working.

Sincerely,

A handwritten signature in black ink, appearing to read "D. A. Pool". The signature is fluid and cursive, with the first name "D." and last name "Pool" clearly distinguishable.

Fire Chief Douglas A. Pool

Bryan Fire Department

Bryan, OH

This report was generated on 9/6/2023 8:34:02 AM



Incident Statistics

Zone(s): All Zones | Start Date: 08/01/2023 | End Date: 08/31/2023

INCIDENT COUNT			
INCIDENT TYPE		# INCIDENTS	
EMS		128	
FIRE		35	
TOTAL		163	
TOTAL TRANSPORTS (N2 and N3)			
APPARATUS	# of APPARATUS TRANSPORTS	# of PATIENT TRANSPORTS	TOTAL # of PATIENT CONTACTS
TOTAL			
PRE-INCIDENT VALUE		LOSSES	
\$643,000.00		\$10.00	
CO CHECKS			
424 - Carbon monoxide incident		1	
TOTAL		1	
MUTUAL AID			
Aid Type		Total	
Aid Given		3	
OVERLAPPING CALLS			
# OVERLAPPING		% OVERLAPPING	
35		21.47	
LIGHTS AND SIREN - AVERAGE RESPONSE TIME (Dispatch to Arrival)			
Station	EMS	FIRE	
Bryan Fire Department	0:05:45	0:07:00	
AVERAGE FOR ALL CALLS		0:05:44	
LIGHTS AND SIREN - AVERAGE TURNOUT TIME (Dispatch to Enroute)			
Station	EMS	FIRE	
Bryan Fire Department	0:02:05	0:01:37	
AVERAGE FOR ALL CALLS		0:01:59	
AGENCY		AVERAGE TIME ON SCENE (MM:SS)	
Bryan Fire Department		22:36	

Only Reviewed Incidents included. EMS for Incident counts includes only 300 to 399 Incident Types. All other incident types are counted as FIRE. CO Checks only includes Incident Types: 424, 736 and 734. # Apparatus Transports = # of incidents where apparatus transported. # Patient Transports = All patients transported by EMS. # Patient Contacts = # of PCR contacted by apparatus. This report now returns both NEMSIS 2 & 3 data as appropriate. For overlapping calls that span over multiple days, total per month will not equal Total count for year.

Bryan Fire Department

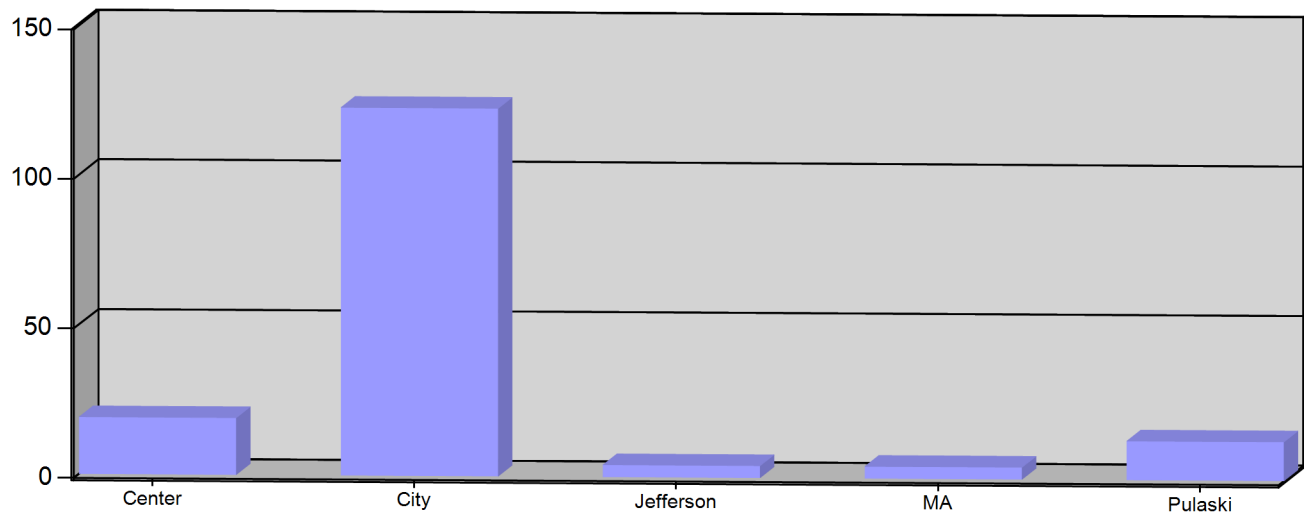
Bryan, OH

This report was generated on 9/6/2023 8:31:27 AM



Incident Count per Zone for Date Range

Start Date: 08/01/2023 | End Date: 08/31/2023



ZONE	# INCIDENTS
Center - Center Twp	19
City - Bryan	123
Jefferson - Jefferson Twp	4
MA - Mutual Aid	4
Pulaski - Pulaski Twp	13

TOTAL: 163

Zone information is defined on the Basic Info 3 screen of an incident. Only REVIEWED incidents included. Archived Zones cannot be unarchived.



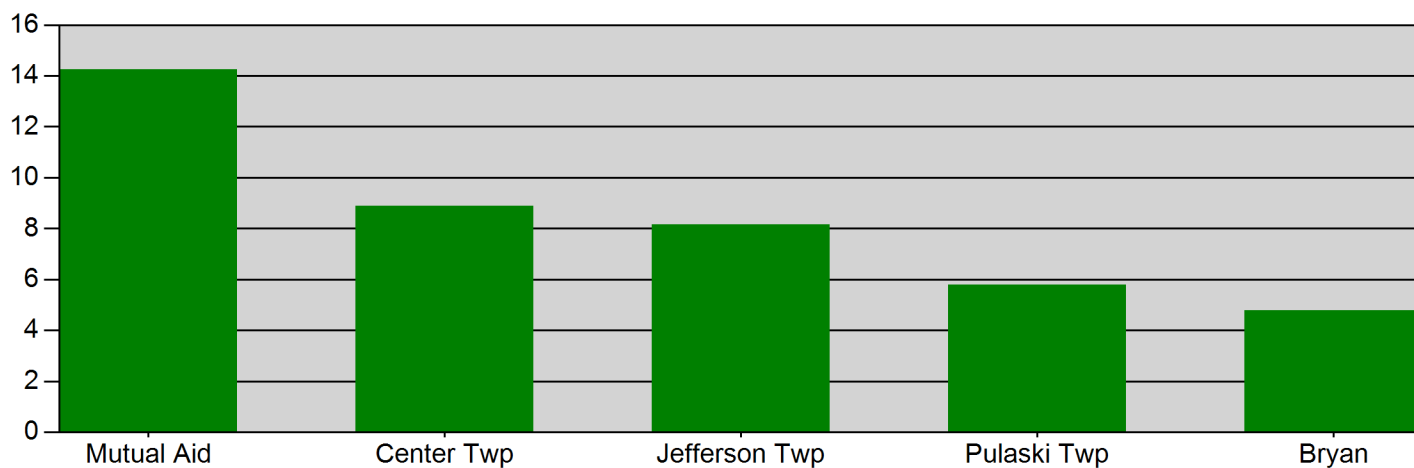
Bryan Fire Department

Bryan, OH

This report was generated on 9/6/2023 8:36:14 AM



Response Mode: Lights and Sirens | Start Date: 08/01/2023 | End Date: 08/31/2023



Zone	AVERAGE RESPONSE TIME (in minutes)
Mutual Aid	14.26
Center Twp	8.90
Jefferson Twp	8.17
Pulaski Twp	5.79
Bryan	4.79

Only REVIEWED incidents included. Response Time is Dispatched to Arrived. Includes all apparatus with arrival times. Excludes "Cancelled" apparatus.



emergencyreporting.com
Doc Id: 342
Page # 1 of 1

Bryan Fire Department

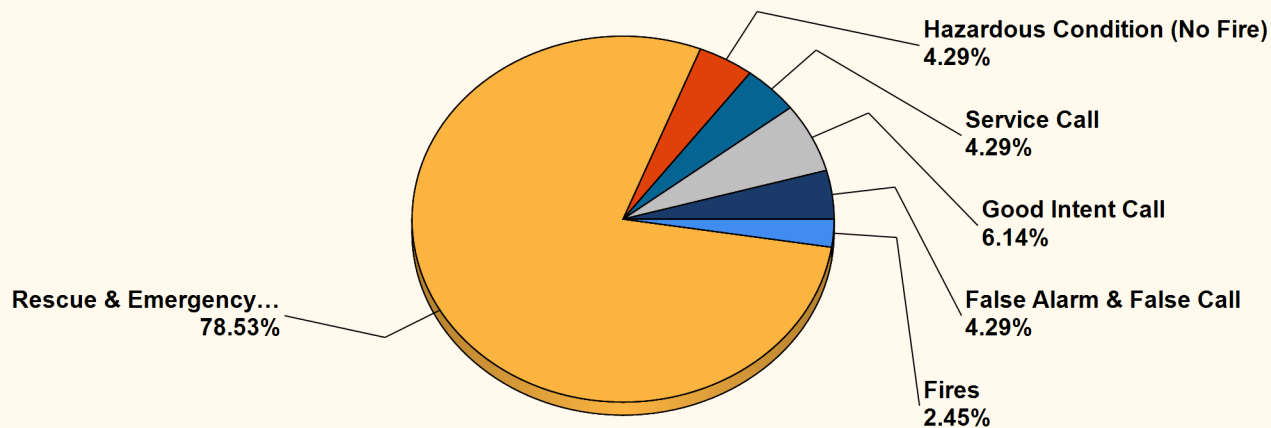
Bryan, OH

This report was generated on 9/6/2023 8:32:41 AM



Breakdown by Major Incident Types for Date Range

Zone(s): All Zones | Start Date: 08/01/2023 | End Date: 08/31/2023



MAJOR INCIDENT TYPE	# INCIDENTS	% of TOTAL
Fires	4	2.45%
Rescue & Emergency Medical Service	128	78.53%
Hazardous Condition (No Fire)	7	4.29%
Service Call	7	4.29%
Good Intent Call	10	6.14%
False Alarm & False Call	7	4.29%
TOTAL	163	100%

Only REVIEWED and/or LOCKED IMPORTED incidents are included. Summary results for a major incident type are not displayed if the count is zero.



emergencyreporting.com
Doc Id: 553
Page # 1 of 2

Detailed Breakdown by Incident Type

INCIDENT TYPE	# INCIDENTS	% of TOTAL
111 - Building fire	1	0.61%
113 - Cooking fire, confined to container	2	1.23%
118 - Trash or rubbish fire, contained	1	0.61%
311 - Medical assist, assist EMS crew	98	60.12%
321 - EMS call, excluding vehicle accident with injury	23	14.11%
322 - Motor vehicle accident with injuries	4	2.45%
324 - Motor vehicle accident with no injuries.	2	1.23%
352 - Extrication of victim(s) from vehicle	1	0.61%
413 - Oil or other combustible liquid spill	1	0.61%
421 - Chemical hazard (no spill or leak)	1	0.61%
422 - Chemical spill or leak	1	0.61%
424 - Carbon monoxide incident	1	0.61%
440 - Electrical wiring/equipment problem, other	1	0.61%
445 - Arcing, shorted electrical equipment	2	1.23%
512 - Ring or jewelry removal	1	0.61%
542 - Animal rescue	1	0.61%
550 - Public service assistance, other	1	0.61%
551 - Assist police or other governmental agency	1	0.61%
553 - Public service	2	1.23%
561 - Unauthorized burning	1	0.61%
611 - Dispatched & cancelled en route	10	6.14%
733 - Smoke detector activation due to malfunction	1	0.61%
735 - Alarm system sounded due to malfunction	1	0.61%
743 - Smoke detector activation, no fire - unintentional	3	1.84%
744 - Detector activation, no fire - unintentional	1	0.61%
745 - Alarm system activation, no fire - unintentional	1	0.61%
TOTAL INCIDENTS:	163	100%

Only REVIEWED and/or LOCKED IMPORTED incidents are included. Summary results for a major incident type are not displayed if the count is zero.



Bryan Fire Department

Bryan, OH

This report was generated on 9/6/2023 8:28:33 AM



Incidents by Shift for Date Range

Start Date: 08/01/2023 | End Date: 08/31/2023



SHIFT	# INCIDENTS
General	17
Shift A	37
Shift B	41
Shift C	36
Shift D	32

TOTAL: 163

Incidents with multiple EXPOSURES, with distinct stations, may create a slight difference between the report total and total number of actual incidents for the DATE RANGE provided. The totals reflect the # INCIDENTS each STATION was assigned. Only REVIEWED incidents included.

Bryan Fire Department

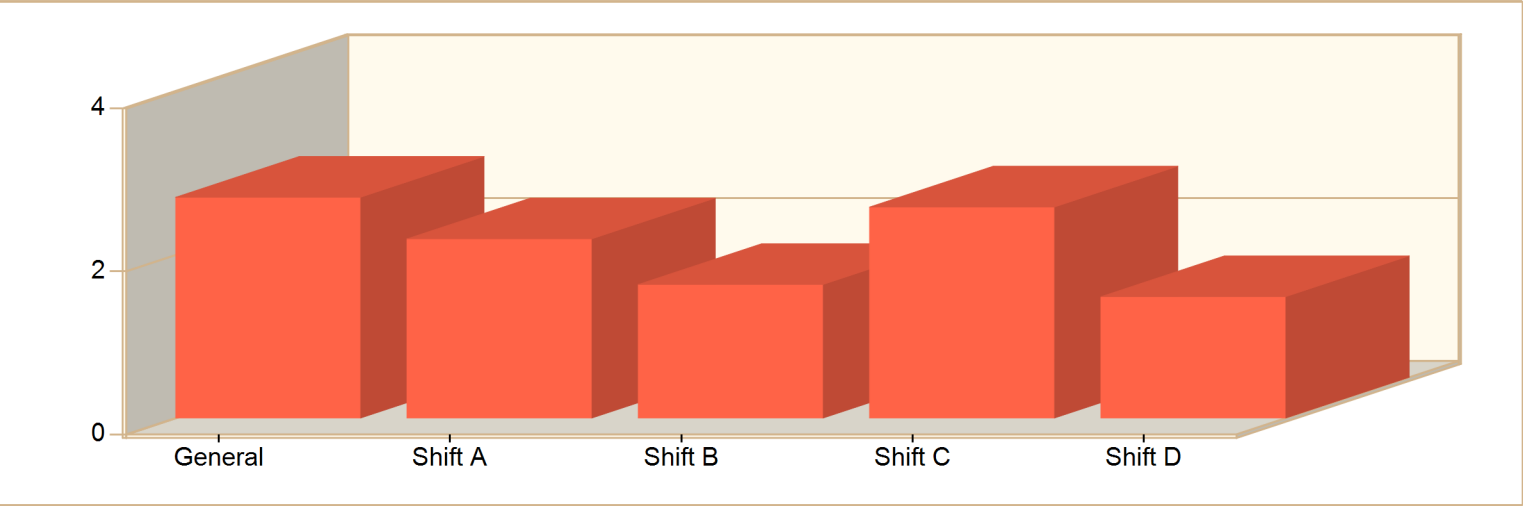
Bryan, OH

This report was generated on 9/6/2023 8:37:19 AM



Average Turnout Time per Shift for Date Range

Start Date: 08/01/2023 | End Date: 08/31/2023



SHIFT	AVERAGE TURNOUT TIME as MM:SS (Dispatch to Enroute)
General	2:43
Shift A	2:12
Shift B	1:38
Shift C	2:36
Shift D	1:29

Committed time (minutes) is the difference between the DISPATCH and ENROUTE time of Basic Info 4. Only REVIEWED incidents included.



Bryan Fire Department

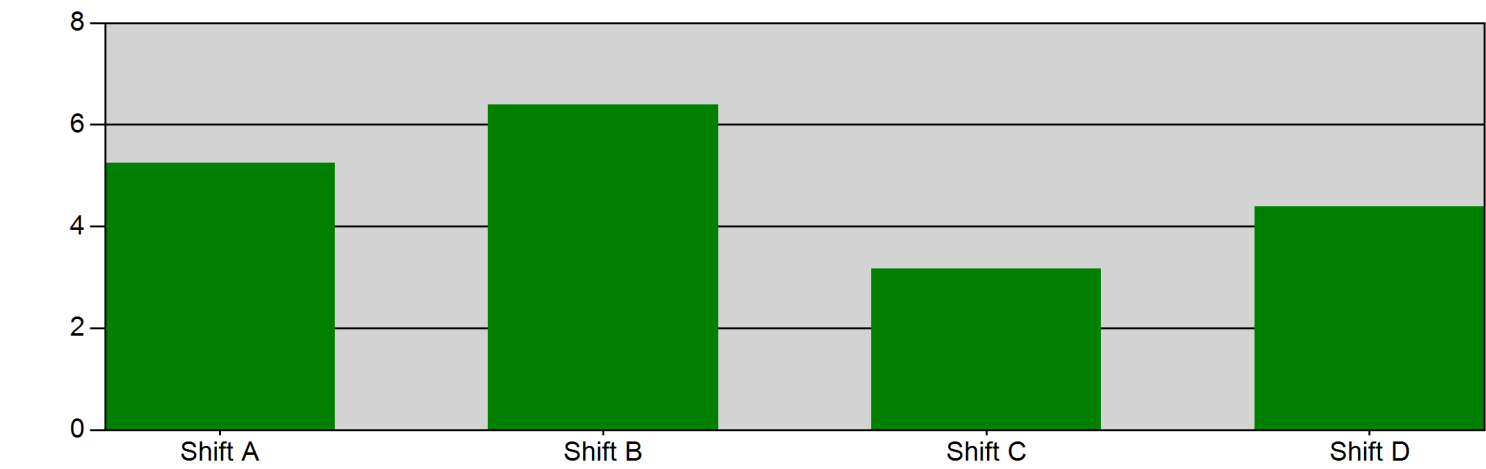
Bryan, OH

This report was generated on 9/6/2023 8:35:05 AM



Average Response Time per Shift for Response Mode for Date Range

Response Mode to Scene: Lights and Sirens | Start Date: 09/01/2023 | End Date: 09/30/2023



SHIFT	AVERAGE RESPONSE TIME in minutes (Dispatch to Arrived)
Shift A	5.25
Shift B	6.40
Shift C	3.17
Shift D	4.40

Average Response Time calculated from DISPATCH and ARRIVED times. Only REVIEWED Incidents are included.

Bryan Fire Department

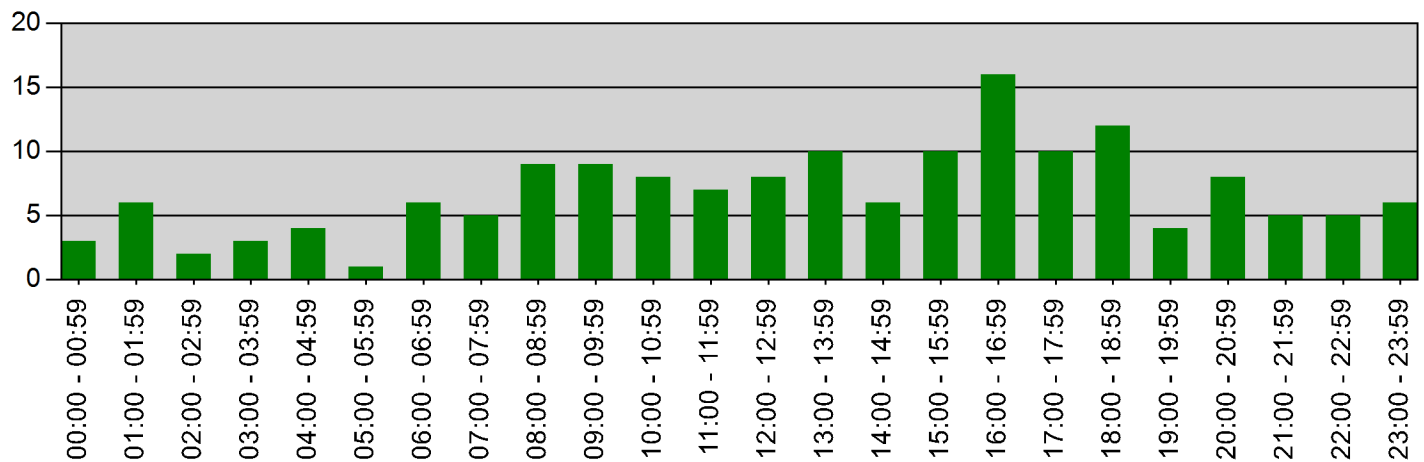
Bryan, OH

This report was generated on 9/6/2023 8:29:34 AM



Incidents by Hour for Date Range

Start Date: 08/01/2023 | End Date: 08/31/2023



Hour	# of Calls
00:00 - 00:59	3
01:00 - 01:59	6
02:00 - 02:59	2
03:00 - 03:59	3
04:00 - 04:59	4
05:00 - 05:59	1
06:00 - 06:59	6
07:00 - 07:59	5
08:00 - 08:59	9
09:00 - 09:59	9
10:00 - 10:59	8
11:00 - 11:59	7
12:00 - 12:59	8
13:00 - 13:59	10
14:00 - 14:59	6
15:00 - 15:59	10
16:00 - 16:59	16
17:00 - 17:59	10
18:00 - 18:59	12
19:00 - 19:59	4
20:00 - 20:59	8
21:00 - 21:59	5
22:00 - 22:59	5
23:00 - 23:59	6

Only REVIEWED incidents included



emergencyreporting.com
Doc Id: 19
Page # 1 of 1

Bryan Fire Department

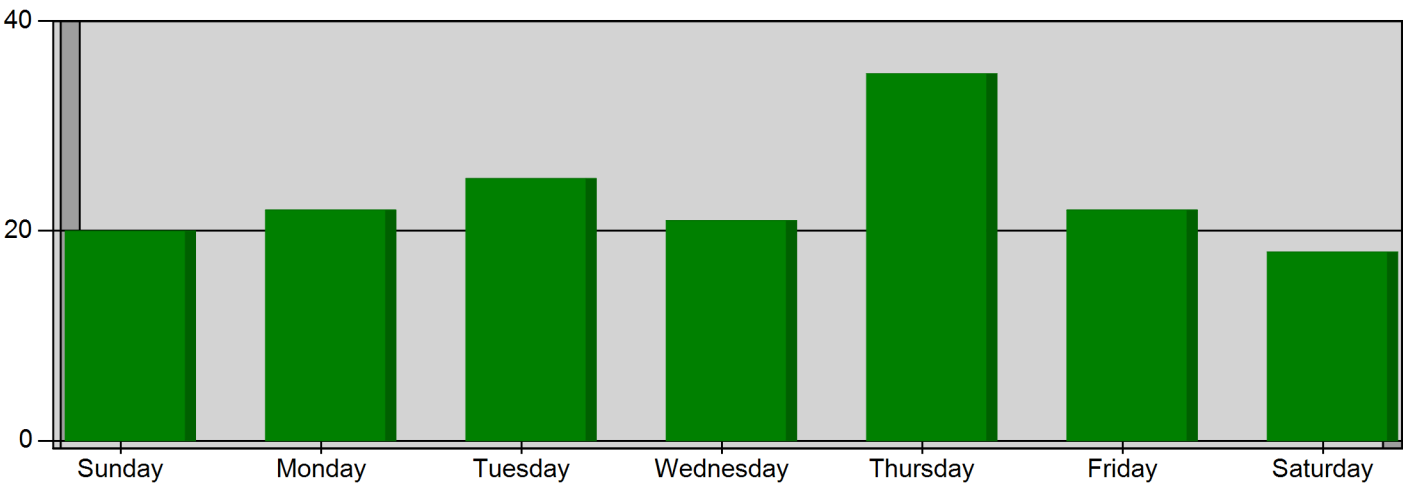
Bryan, OH

This report was generated on 9/6/2023 8:30:50 AM



Incidents by Day of the Week for Date Range

Start Incident Type: 100 | End Incident Type: 911 | Start Date: 08/01/2023 | End Date: 08/31/2023



DAY OF THE WEEK	# INCIDENTS
Sunday	20
Monday	22
Tuesday	25
Wednesday	21
Thursday	35
Friday	22
Saturday	18
TOTAL	163

Only Reviewed incidents included.

Bryan Fire Department

Bryan, OH

This report was generated on 9/6/2023 8:33:09 AM



Count of Occupancies Inspected per Category Type and Subcategory per Inspection Type for Date Range

Start Date: 08/01/2023 | End Date: 08/31/2023

OCCUPANCY CATEGORY - SUBCATEGORY		COUNT
Business Group B		
Office		
Annual		1
Total Number of Inspections per Category:		1
Educational Group E		
Traditional School		
Annual		1
Total Number of Inspections per Category:		1
Mercantile Group M		
Mercantile Group M		
Final Building Acceptance		1
Service Stations		
Reinspection		1
Total Number of Inspections per Category:		2

Custom Report build. Inspections must be Completed to be counted.



emergencyreporting.com

Doc Id: 1752

Page # 1 of 1

Bryan Fire Department

Bryan, OH

This report was generated on 9/6/2023 8:34:38 AM



Non-Personnel Attendance per Event Type for Date Range

Event Categories: All Event Categories | Event Type(s): All Event Types | Start Date: 08/01/2023 | End Date: 08/31/2023

EVENT TYPE	DATE	EVENT NAME	CATEGORY	ATTENDING NON-PERSONNEL	TOTAL
Public Education					
	08/02/2023	Bard's Extinguisher Training	Public Relations / Education		
				Adult	50

Total Non-Personnel for Bard's Extinguisher Training: 50

Grand Non-Personnel Total: 50

Only LOCKED Events Included. If an event does not have any Non-Personnel in attendance, then it will not be included on this report.



Bryan Fire Department

Bryan, OH

This report was generated on 9/6/2023 8:36:53 AM



Count of Classes and People by Class Category with Class Hours and Man Hours for Date Range
Passed/Failed: Both Passed and Failed | Start Date: 08/01/2023 | End Date: 08/31/2023

	CLASS COUNT	TOTAL CLASS HOURS	COUNT OF PEOPLE	TOTAL MAN HOURS
Academy	2	10:30	6	31:30
EMS	1	2:00	3	6:00
Fire Investigation and Inspection Training	1	93:00	1	93:00
Fire Officer Training	1	8:00	2	16:00
Firefighter Training	6	13:00	39	85:00
HazMat	1	1:30	4	6:00
Instructor	1	2:00	10	20:00
GRAND TOTALS:	13	130:00	65	257:30

This report lists the actual count of Reviewed classes and the class hours, and the number of people who attended those classes and the total Man Hours for each Class Category. This report pulls training hours from the Training Code Hours field on the Info Page.