



# ACTIVITY REPORT

FOR SEPTEMBER 2023

FIRE CHIEF DOUGLAS A POOL


## A Letter from the Chief

Fire recruit training is underway. Every weekend new firefighters trained and tested. The Volunteer Firefighter class has finished and Firefighter I certification training will continue until February.

The nights are growing longer and colder. Now is a great time to get your furnaces ready. If your furnace is not functioning properly, it can give off carbon monoxide, a colorless odorless gas. Every home should have a Carbon Monoxide detector. Your life and your family's life may depend on it.

Leaves are beginning to fall. Enjoying a campfire on cool evening may be in your plans. Please be considerate of your neighbors with the smoke from your recreational fire. Burning leaves is prohibited by EPA regulations. Please be sure to follow the regulations for outside fires. For more information, you can visit our website at <https://www.cityofbryan.com/wp-content/uploads/2020/05/Open-Burning.pdf>, or you can call us at 419-633-6080.

Sincerely,

A handwritten signature in black ink, appearing to read "D. A. Pool". The signature is stylized with a large initial "D" and a circular flourish at the end.

Fire Chief Douglas A. Pool

# Bryan Fire Department

Bryan, OH

This report was generated on 10/3/2023 8:27:21 AM



## Incident Statistics

Zone(s): All Zones | Start Date: 09/01/2023 | End Date: 09/30/2023

INCIDENT COUNT			
INCIDENT TYPE		# INCIDENTS	
EMS		101	
FIRE		35	
<b>TOTAL</b>		<b>136</b>	
TOTAL TRANSPORTS (N2 and N3)			
APPARATUS	# of APPARATUS TRANSPORTS	# of PATIENT TRANSPORTS	TOTAL # of PATIENT CONTACTS
<b>TOTAL</b>			
PRE-INCIDENT VALUE		LOSSES	
<b>\$520,100.00</b>		<b>\$22,150.00</b>	
CO CHECKS			
746 - Carbon monoxide detector activation, no CO		1	
<b>TOTAL</b>		<b>1</b>	
MUTUAL AID			
Aid Type		Total	
Aid Given		1	
Aid Received		1	
OVERLAPPING CALLS			
# OVERLAPPING		% OVERLAPPING	
19		13.97	
LIGHTS AND SIREN - AVERAGE RESPONSE TIME (Dispatch to Arrival)			
Station	EMS	FIRE	
Bryan Fire Department	0:04:40	0:04:22	
<b>AVERAGE FOR ALL CALLS</b>		<b>0:04:38</b>	
LIGHTS AND SIREN - AVERAGE TURNOUT TIME (Dispatch to Enroute)			
Station	EMS	FIRE	
Bryan Fire Department	0:01:45	0:01:28	
<b>AVERAGE FOR ALL CALLS</b>		<b>0:01:40</b>	
AGENCY		AVERAGE TIME ON SCENE (MM:SS)	
Bryan Fire Department		21:11	

Only Reviewed Incidents included. EMS for Incident counts includes only 300 to 399 Incident Types. All other incident types are counted as FIRE. CO Checks only includes Incident Types: 424, 736 and 734. # Apparatus Transports = # of incidents where apparatus transported. # Patient Transports = All patients transported by EMS. # Patient Contacts = # of PCR contacted by apparatus. This report now returns both NEMSIS 2 & 3 data as appropriate. For overlapping calls that span over multiple days, total per month will not equal Total count for year.

# Bryan Fire Department

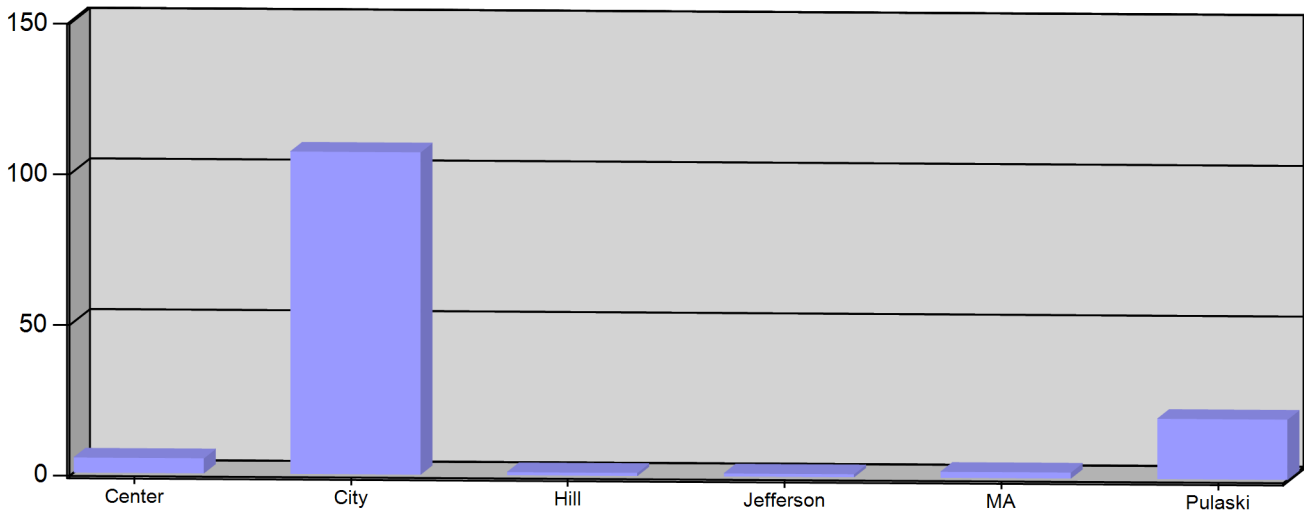
Bryan, OH

This report was generated on 10/3/2023 8:25:20 AM



## Incident Count per Zone for Date Range

Start Date: 09/01/2023 | End Date: 09/30/2023



ZONE	# INCIDENTS
Center - Center Twp	5
City - Bryan	107
Hill - Hillside	1
Jefferson - Jefferson Twp	1
MA - Mutual Aid	2
Pulaski - Pulaski Twp	20
<b>TOTAL:</b>	<b>136</b>

Zone information is defined on the Basic Info 3 screen of an incident. Only REVIEWED incidents included. Archived Zones cannot be unarchived.



emergencyreporting.com

Doc Id: 270

Page # 1 of 1

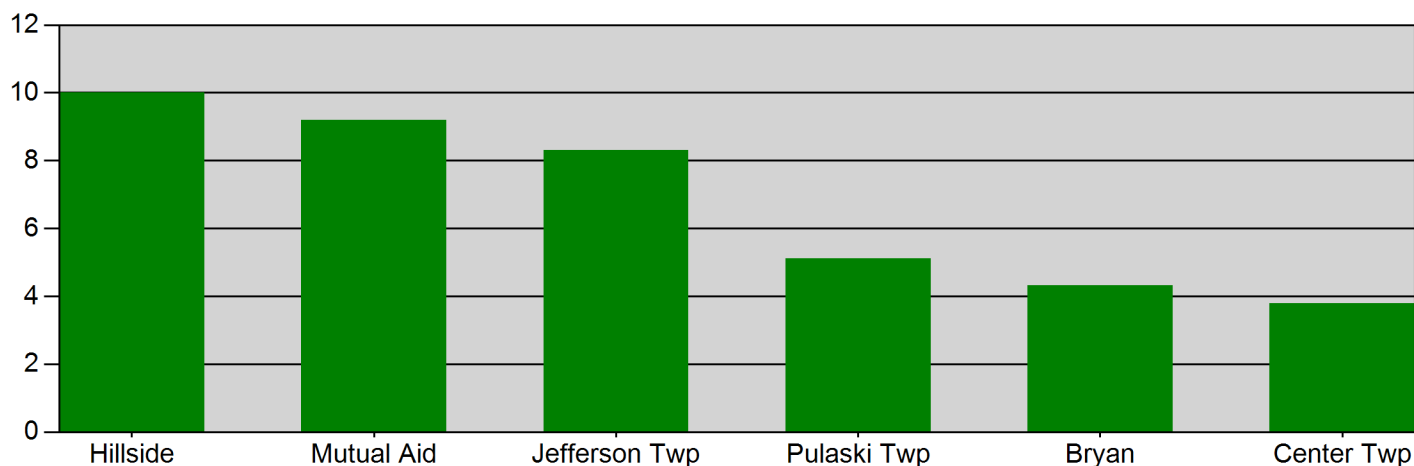
# Bryan Fire Department

Bryan, OH

This report was generated on 10/3/2023 8:29:09 AM



Response Mode: Lights and Sirens | Start Date: 09/01/2023 | End Date: 09/30/2023



Zone	AVERAGE RESPONSE TIME (in minutes)
Hillside	10.00
Mutual Aid	9.19
Jefferson Twp	8.32
Pulaski Twp	5.13
Bryan	4.32
Center Twp	3.80

Only REVIEWED incidents included. Response Time is Dispatched to Arrived. Includes all apparatus with arrival times. Excludes "Cancelled" apparatus.



# Bryan Fire Department

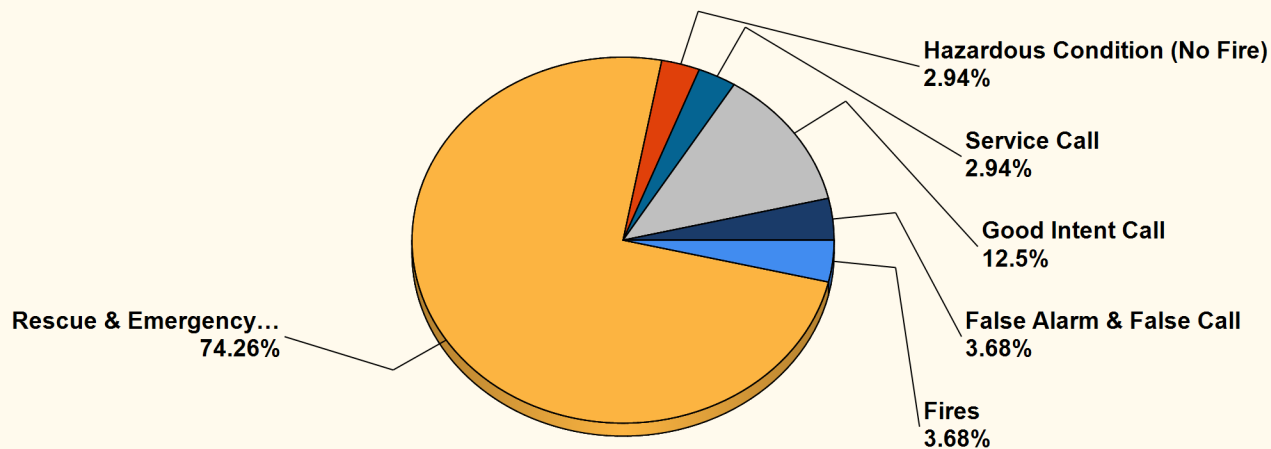
Bryan, OH

This report was generated on 10/3/2023 8:25:45 AM



## Breakdown by Major Incident Types for Date Range

Zone(s): All Zones | Start Date: 09/01/2023 | End Date: 09/30/2023



MAJOR INCIDENT TYPE	# INCIDENTS	% of TOTAL
Fires	5	3.68%
Rescue & Emergency Medical Service	101	74.26%
Hazardous Condition (No Fire)	4	2.94%
Service Call	4	2.94%
Good Intent Call	17	12.5%
False Alarm & False Call	5	3.68%
<b>TOTAL</b>	<b>136</b>	<b>100%</b>

Only REVIEWED and/or LOCKED IMPORTED incidents are included. Summary results for a major incident type are not displayed if the count is zero.



### Detailed Breakdown by Incident Type

INCIDENT TYPE	# INCIDENTS	% of TOTAL
111 - Building fire	2	1.47%
113 - Cooking fire, confined to container	1	0.74%
131 - Passenger vehicle fire	1	0.74%
151 - Outside rubbish, trash or waste fire	1	0.74%
311 - Medical assist, assist EMS crew	75	55.15%
320 - Emergency medical service, other	1	0.74%
321 - EMS call, excluding vehicle accident with injury	18	13.24%
322 - Motor vehicle accident with injuries	3	2.21%
323 - Motor vehicle/pedestrian accident (MV Ped)	1	0.74%
324 - Motor vehicle accident with no injuries.	3	2.21%
412 - Gas leak (natural gas or LPG)	1	0.74%
421 - Chemical hazard (no spill or leak)	2	1.47%
445 - Arcing, shorted electrical equipment	1	0.74%
500 - Service Call, other	2	1.47%
553 - Public service	1	0.74%
561 - Unauthorized burning	1	0.74%
611 - Dispatched & cancelled en route	5	3.68%
622 - No incident found on arrival at dispatch address	2	1.47%
631 - Authorized controlled burning	1	0.74%
661 - EMS call, party transported by non-fire agency	8	5.88%
671 - HazMat release investigation w/no HazMat	1	0.74%
733 - Smoke detector activation due to malfunction	2	1.47%
743 - Smoke detector activation, no fire - unintentional	1	0.74%
745 - Alarm system activation, no fire - unintentional	1	0.74%
746 - Carbon monoxide detector activation, no CO	1	0.74%
<b>TOTAL INCIDENTS:</b>	<b>136</b>	<b>100%</b>

Only REVIEWED and/or LOCKED IMPORTED incidents are included. Summary results for a major incident type are not displayed if the count is zero.



# Bryan Fire Department

Bryan, OH

This report was generated on 10/3/2023 8:03:35 AM



## Incidents by Shift for Date Range

Start Date: 09/01/2023 | End Date: 09/30/2023



SHIFT	# INCIDENTS
General	12
Shift A	23
Shift B	34
Shift C	38
Shift D	29

**TOTAL: 136**

Incidents with multiple EXPOSURES, with distinct stations, may create a slight difference between the report total and total number of actual incidents for the DATE RANGE provided. The totals reflect the # INCIDENTS each STATION was assigned. Only REVIEWED incidents included.





# Bryan Fire Department

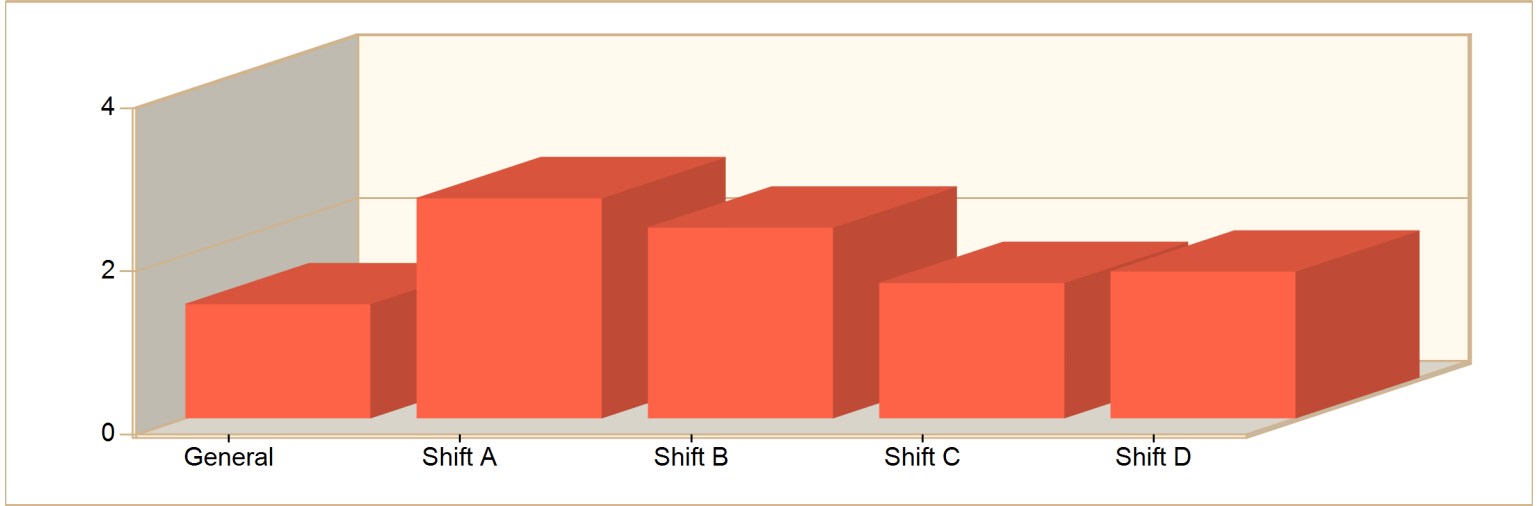
Bryan, OH

This report was generated on 10/3/2023 8:30:21 AM



## Average Turnout Time per Shift for Date Range

Start Date: 09/01/2023 | End Date: 09/30/2023



SHIFT	AVERAGE TURNOUT TIME as MM:SS (Dispatch to Enroute)
General	1:24
Shift A	2:42
Shift B	2:21
Shift C	1:40
Shift D	1:48

Committed time (minutes) is the difference between the DISPATCH and ENROUTE time of Basic Info 4. Only REVIEWED incidents included.



# Bryan Fire Department

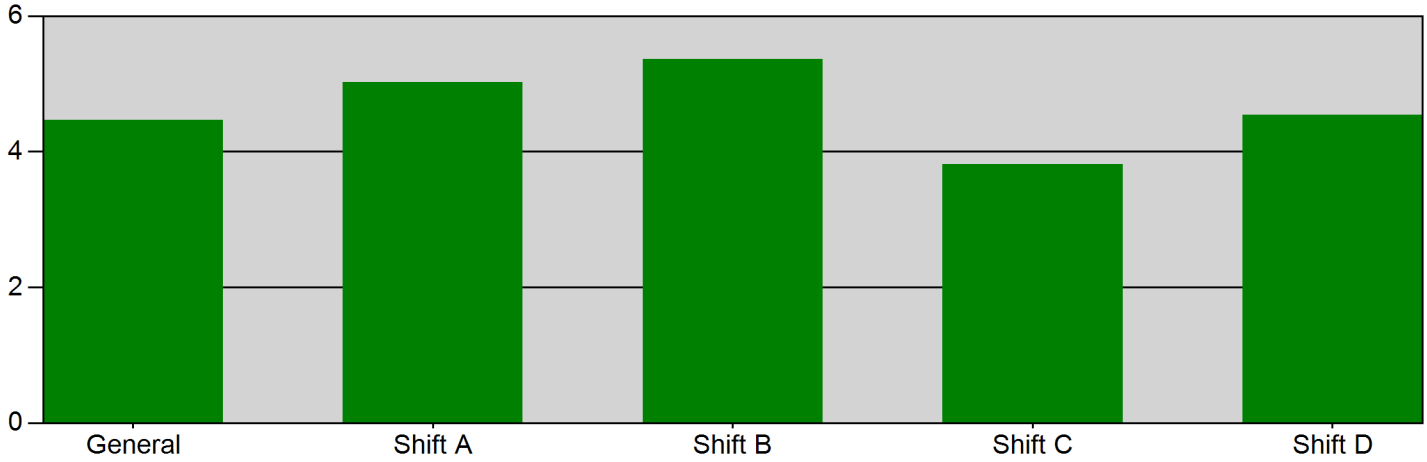
Bryan, OH

This report was generated on 10/3/2023 8:28:27 AM



## Average Response Time per Shift for Response Mode for Date Range

Response Mode to Scene: Lights and Sirens | Start Date: 09/01/2023 | End Date: 09/30/2023



SHIFT	AVERAGE RESPONSE TIME in minutes (Dispatch to Arrived)
General	4.47
Shift A	5.02
Shift B	5.36
Shift C	3.82
Shift D	4.54

Average Response Time calculated from DISPATCH and ARRIVED times. Only REVIEWED Incidents are included.



emergencyreporting.com

Doc Id: 52

Page # 1 of 1

# Bryan Fire Department

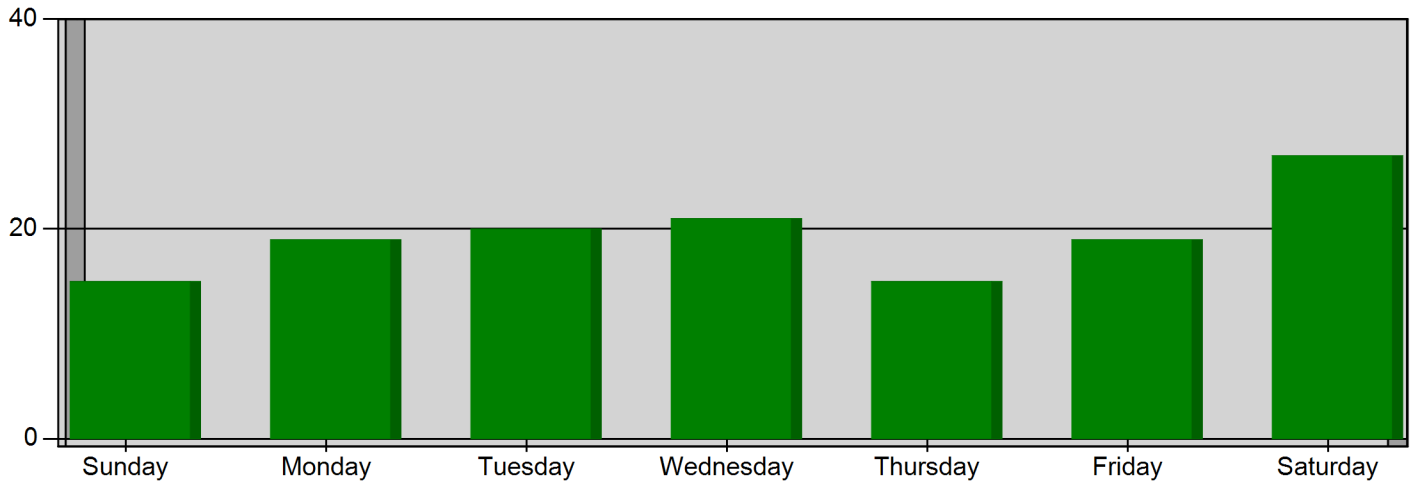
Bryan, OH

This report was generated on 10/3/2023 8:24:48 AM



## Incidents by Day of the Week for Date Range

Start Incident Type: 100 | End Incident Type: 911 | Start Date: 09/01/2023 | End Date: 09/30/2023



DAY OF THE WEEK	# INCIDENTS
Sunday	15
Monday	19
Tuesday	20
Wednesday	21
Thursday	15
Friday	19
Saturday	27
<b>TOTAL</b>	<b>136</b>

Only Reviewed incidents included.



emergencyreporting.com

Doc Id: 1284

Page # 1 of 1

# Bryan Fire Department

Bryan, OH

This report was generated on 10/3/2023 8:26:53 AM



## Count of Occupancies Inspected per Category Type and Subcategory per Inspection Type for Date Range

Start Date: 09/01/2023 | End Date: 09/30/2023

OCCUPANCY CATEGORY - SUBCATEGORY		COUNT
<b>Educational Group E</b>		
Traditional School		
	Annual	4
<b>Total Number of Inspections per Category:</b>		<b>4</b>

Custom Report build. Inspections must be Completed to be counted.



emergencyreporting.com

Doc Id: 1752

Page # 1 of 1

# Bryan Fire Department

Bryan, OH

This report was generated on 10/3/2023 8:27:52 AM



## Non-Personnel Attendance per Event Type for Date Range

Event Categories: All Event Categories | Event Type(s): All Event Types | Start Date: 09/01/2023 | End Date: 09/30/2023

EVENT TYPE	DATE	EVENT NAME	CATEGORY	ATTENDING NON-PERSONNEL	TOTAL
------------	------	------------	----------	-------------------------	-------

Grand Non-Personnel Total:

Only LOCKED Events Included. If an event does not have any Non-Personnel in attendance, then it will not be included on this report.



emergencyreporting.com

Doc Id: 1774

Page # 1 of 1

# Bryan Fire Department

Bryan, OH

This report was generated on 10/3/2023 8:29:47 AM



## Count of Classes and People by Class Category with Class Hours and Man Hours for Date Range Passed/Failed: Both Passed and Failed | Start Date: 09/01/2023 | End Date: 09/30/2023

	CLASS COUNT	TOTAL CLASS HOURS	COUNT OF PEOPLE	TOTAL MAN HOURS
Academy	7	54:00	44	384:30
EMS	7	14:30	12	27:30
Firefighter Training	4	7:15	26	46:00
HazMat	3	4:45	12	21:30
<b>GRAND TOTALS:</b>	<b>21</b>	<b>80:30</b>	<b>94</b>	<b>479:30</b>

This report lists the actual count of Reviewed classes and the class hours, and the number of people who attended those classes and the total Man Hours for each Class Category. This report pulls training hours from the Training Code Hours field on the Info Page.

# Bryan Fire Department

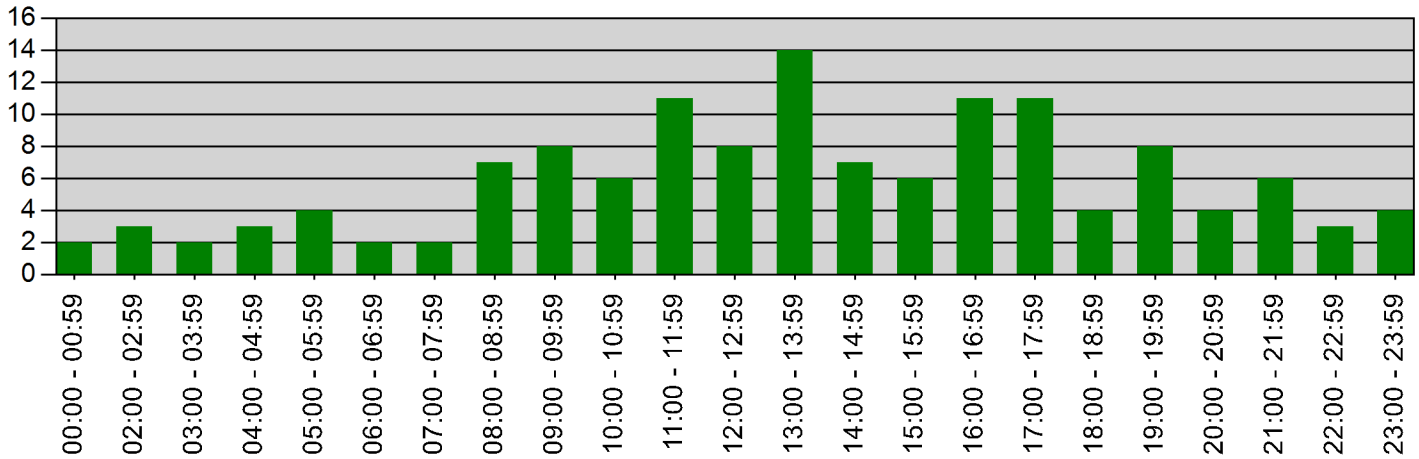
Bryan, OH

This report was generated on 10/3/2023 8:04:43 AM



## Incidents by Hour for Date Range

Start Date: 09/01/2023 | End Date: 09/30/2023



HOUR	# of CALLS
00:00 - 00:59	2
02:00 - 02:59	3
03:00 - 03:59	2
04:00 - 04:59	3
05:00 - 05:59	4
06:00 - 06:59	2
07:00 - 07:59	2
08:00 - 08:59	7
09:00 - 09:59	8
10:00 - 10:59	6
11:00 - 11:59	11
12:00 - 12:59	8
13:00 - 13:59	14
14:00 - 14:59	7
15:00 - 15:59	6
16:00 - 16:59	11
17:00 - 17:59	11
18:00 - 18:59	4
19:00 - 19:59	8
20:00 - 20:59	4
21:00 - 21:59	6
22:00 - 22:59	3
23:00 - 23:59	4

Only REVIEWED incidents included

