



# ACTIVITY REPORT

FOR OCTOBER 2023

FIRE CHIEF DOUGLAS A POOL

## A Letter from the Chief

Fire prevention activities during the month of October kept us busy. School programs, fire station visits and fire extinguisher training for employees at various locations will help keep the community fire safe. We were excited to participate in the Career Fair at Bryan High School.

Remember to change the batteries in your smoke detector when you change the clocks? Check you smoke and carbon monoxide detectors as heating season gets in to full swing.

Holiday festivities and family gathering are in season. Keep your kitchen safe. "Cooking Safety Starts with YOU" Thanksgiving is the peak day for home cooking fires with more than three times the daily average for such incidents. Christmas Day and Christmas Eve ranked second and third, with both having nearly twice the daily average. For more information visit NFPA at <https://www.nfpa.org/Public-Education/Fire-causes-and-risks/Seasonal-fire-causes/Thanksgiving>

Sincerely,

A handwritten signature in black ink, appearing to read "D. A. Pool". The signature is stylized with a large, looped "D" and "P".

Fire Chief Douglas A. Pool

# Bryan Fire Department

Bryan, OH

This report was generated on 11/1/2023 9:39:55 AM



## Incident Statistics

Zone(s): All Zones | Start Date: 10/01/2023 | End Date: 10/31/2023

INCIDENT COUNT			
INCIDENT TYPE		# INCIDENTS	
EMS		112	
FIRE		28	
TOTAL		140	
TOTAL TRANSPORTS (N2 and N3)			
APPARATUS	# of APPARATUS TRANSPORTS	# of PATIENT TRANSPORTS	TOTAL # of PATIENT CONTACTS
TOTAL			
PRE-INCIDENT VALUE		LOSSES	
\$2,000.00		\$2,000.00	
CO CHECKS			
736 - CO detector activation due to malfunction		1	
TOTAL		1	
MUTUAL AID			
Aid Type		Total	
OVERLAPPING CALLS			
# OVERLAPPING		% OVERLAPPING	
19		13.57	
LIGHTS AND SIREN - AVERAGE RESPONSE TIME (Dispatch to Arrival)			
Station	EMS	FIRE	
Bryan Fire Department	0:05:21	0:05:25	
AVERAGE FOR ALL CALLS		0:05:20	
LIGHTS AND SIREN - AVERAGE TURNOUT TIME (Dispatch to Enroute)			
Station	EMS	FIRE	
Bryan Fire Department	0:01:51	0:02:10	
AVERAGE FOR ALL CALLS		0:01:51	
AGENCY		AVERAGE TIME ON SCENE (MM:SS)	
Bryan Fire Department		15:21	

Only Reviewed Incidents included. EMS for Incident counts includes only 300 to 399 Incident Types. All other incident types are counted as FIRE. CO Checks only includes Incident Types: 424, 736 and 734. # Apparatus Transports = # of incidents where apparatus transported. # Patient Transports = All patients transported by EMS. # Patient Contacts = # of PCR contacted by apparatus. This report now returns both NEMSIS 2 & 3 data as appropriate. For overlapping calls that span over multiple days, total per month will not equal Total count for year.

# Bryan Fire Department

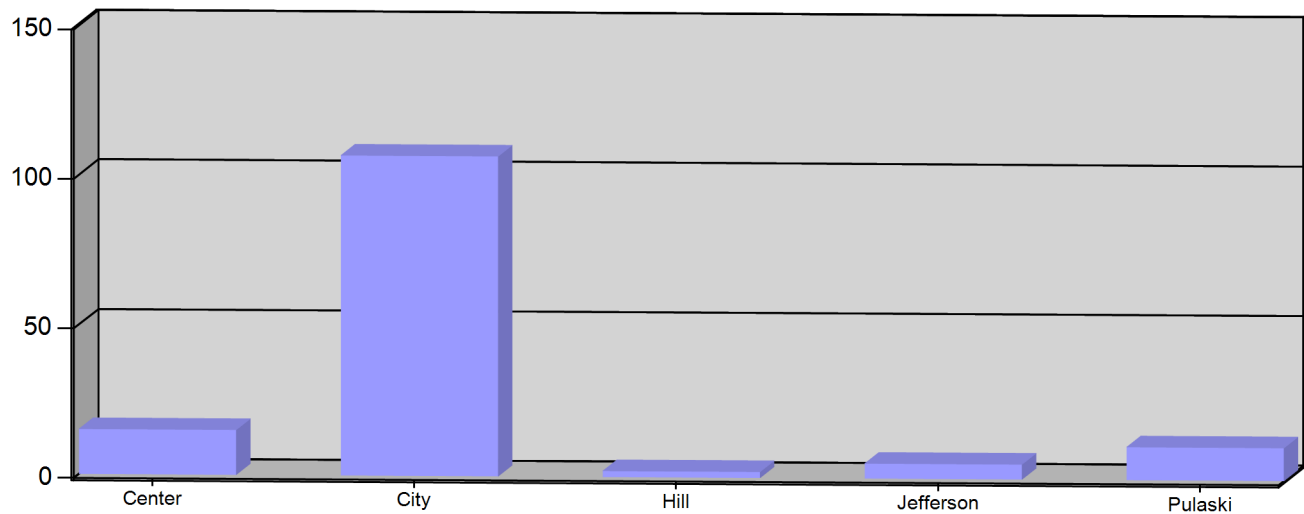
Bryan, OH

This report was generated on 11/1/2023 9:37:02 AM



## Incident Count per Zone for Date Range

Start Date: 10/01/2023 | End Date: 10/31/2023



ZONE	# INCIDENTS
Center - Center Twp	15
City - Bryan	107
Hill - Hillside	2
Jefferson - Jefferson Twp	5
Pulaski - Pulaski Twp	11

TOTAL: 140

Zone information is defined on the Basic Info 3 screen of an incident. Only REVIEWED incidents included. Archived Zones cannot be unarchived.



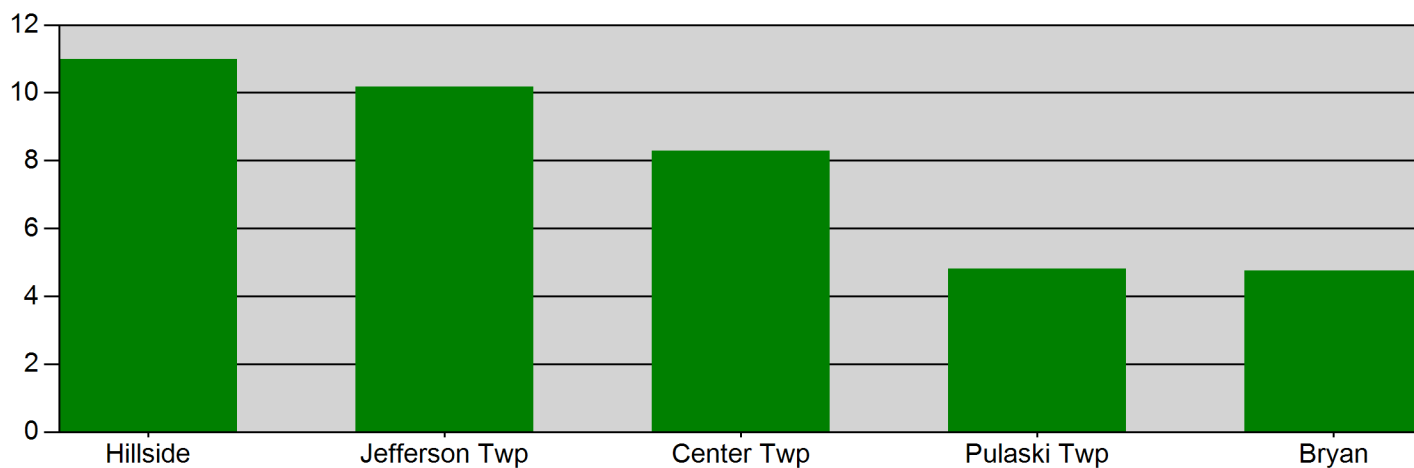
# Bryan Fire Department

Bryan, OH

This report was generated on 11/1/2023 9:43:34 AM



Response Mode: Lights and Sirens | Start Date: 10/01/2023 | End Date: 10/31/2023



Zone	AVERAGE RESPONSE TIME (in minutes)
Hillside	11.00
Jefferson Twp	10.18
Center Twp	8.30
Pulaski Twp	4.82
Bryan	4.77

Only REVIEWED incidents included. Response Time is Dispatched to Arrived. Includes all apparatus with arrival times. Excludes "Cancelled" apparatus.



emergencyreporting.com  
Doc Id: 342  
Page # 1 of 1

# Bryan Fire Department

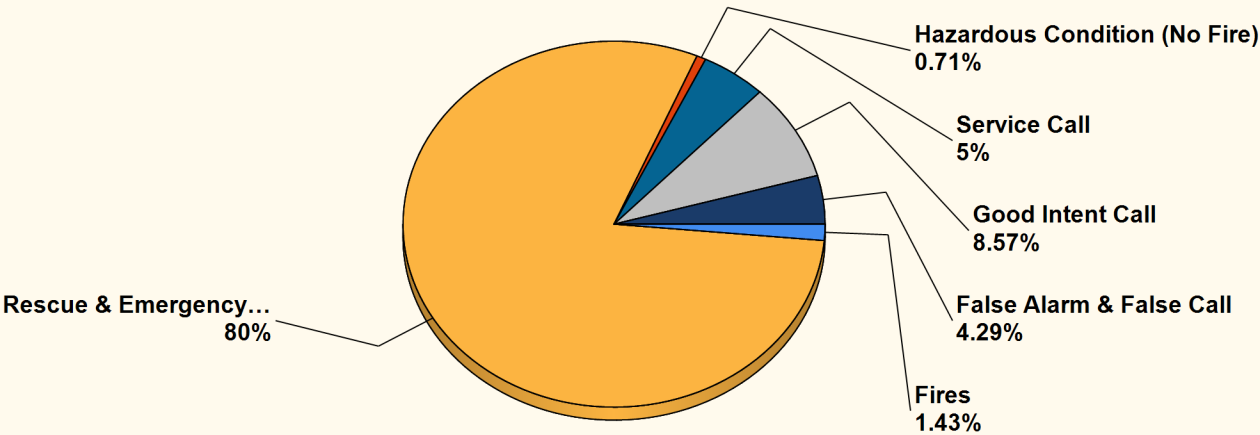
Bryan, OH

This report was generated on 11/1/2023 9:38:37 AM



## Breakdown by Major Incident Types for Date Range

Zone(s): All Zones | Start Date: 10/01/2023 | End Date: 10/31/2023



MAJOR INCIDENT TYPE	# INCIDENTS	% of TOTAL
Fires	2	1.43%
Rescue & Emergency Medical Service	112	80%
Hazardous Condition (No Fire)	1	0.71%
Service Call	7	5%
Good Intent Call	12	8.57%
False Alarm & False Call	6	4.29%
TOTAL	140	100%

Only REVIEWED and/or LOCKED IMPORTED incidents are included. Summary results for a major incident type are not displayed if the count is zero.

### Detailed Breakdown by Incident Type

INCIDENT TYPE	# INCIDENTS	% of TOTAL
138 - Off-road vehicle or heavy equipment fire	1	0.71%
151 - Outside rubbish, trash or waste fire	1	0.71%
311 - Medical assist, assist EMS crew	82	58.57%
321 - EMS call, excluding vehicle accident with injury	22	15.71%
322 - Motor vehicle accident with injuries	5	3.57%
324 - Motor vehicle accident with no injuries.	3	2.14%
445 - Arcing, shorted electrical equipment	1	0.71%
510 - Person in distress, other	1	0.71%
531 - Smoke or odor removal	1	0.71%
550 - Public service assistance, other	1	0.71%
551 - Assist police or other governmental agency	1	0.71%
553 - Public service	2	1.43%
561 - Unauthorized burning	1	0.71%
611 - Dispatched & cancelled en route	7	5%
622 - No incident found on arrival at dispatch address	1	0.71%
631 - Authorized controlled burning	1	0.71%
661 - EMS call, party transported by non-fire agency	1	0.71%
671 - HazMat release investigation w/no HazMat	2	1.43%
731 - Sprinkler activation due to malfunction	1	0.71%
736 - CO detector activation due to malfunction	1	0.71%
743 - Smoke detector activation, no fire - unintentional	2	1.43%
745 - Alarm system activation, no fire - unintentional	2	1.43%
<b>TOTAL INCIDENTS:</b>	<b>140</b>	<b>100%</b>

Only REVIEWED and/or LOCKED IMPORTED incidents are included. Summary results for a major incident type are not displayed if the count is zero.



# Bryan Fire Department

Bryan, OH

This report was generated on 11/1/2023 9:34:57 AM



## Incidents by Shift for Date Range

Start Date: 10/01/2023 | End Date: 10/31/2023



SHIFT	# INCIDENTS
General	14
Shift A	39
Shift B	29
Shift C	30
Shift D	28

TOTAL: 140

Incidents with multiple EXPOSURES, with distinct stations, may create a slight difference between the report total and total number of actual incidents for the DATE RANGE provided. The totals reflect the # INCIDENTS each STATION was assigned. Only REVIEWED incidents included.



# Bryan Fire Department

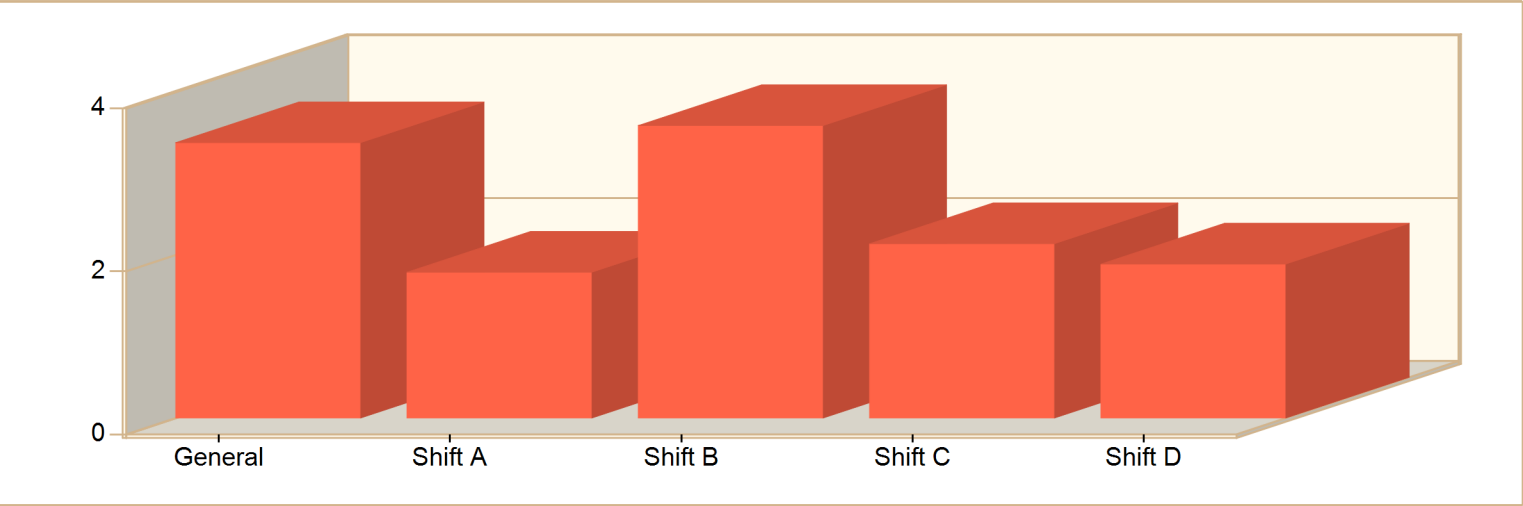
Bryan, OH

This report was generated on 11/1/2023 9:44:28 AM



## Average Turnout Time per Shift for Date Range

Start Date: 10/01/2023 | End Date: 10/31/2023



SHIFT	AVERAGE TURNOUT TIME as MM:SS (Dispatch to Enroute)
General	3:23
Shift A	1:48
Shift B	3:35
Shift C	2:08
Shift D	1:53

Committed time (minutes) is the difference between the DISPATCH and ENROUTE time of Basic Info 4. Only REVIEWED incidents included.

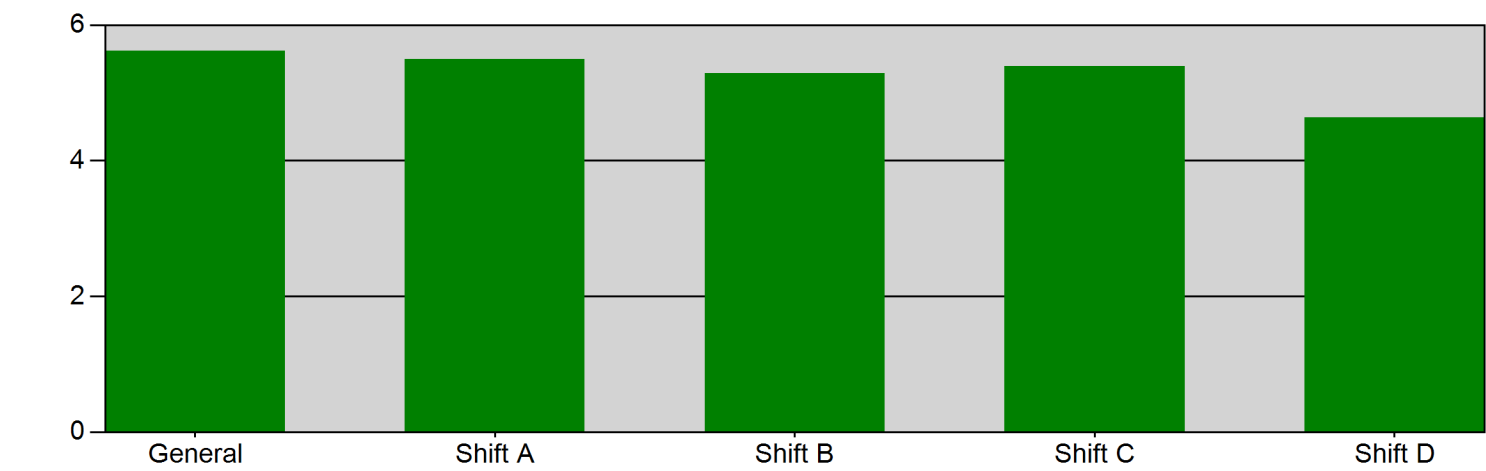
# Bryan Fire Department

Bryan, OH

This report was generated on 11/1/2023 9:41:59 AM



**Average Response Time per Shift for Response Mode for Date Range**  
Response Mode to Scene: Lights and Sirens | Start Date: 10/01/2023 | End Date: 10/31/2023



SHIFT	AVERAGE RESPONSE TIME in minutes (Dispatch to Arrived)
General	5.62
Shift A	5.50
Shift B	5.29
Shift C	5.39
Shift D	4.64

Average Response Time calculated from DISPATCH and ARRIVED times. Only REVIEWED Incidents are included.

# Bryan Fire Department

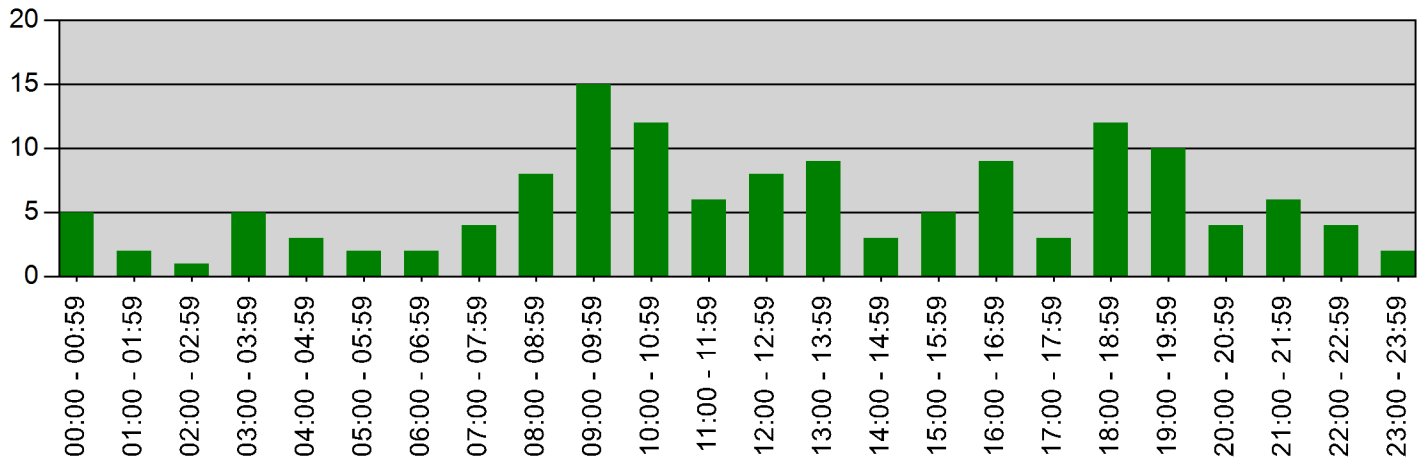
Bryan, OH

This report was generated on 11/1/2023 9:35:54 AM



## Incidents by Hour for Date Range

Start Date: 10/01/2023 | End Date: 10/31/2023



Hour	# of Calls
00:00 - 00:59	5
01:00 - 01:59	2
02:00 - 02:59	1
03:00 - 03:59	5
04:00 - 04:59	3
05:00 - 05:59	2
06:00 - 06:59	2
07:00 - 07:59	4
08:00 - 08:59	8
09:00 - 09:59	15
10:00 - 10:59	12
11:00 - 11:59	6
12:00 - 12:59	8
13:00 - 13:59	9
14:00 - 14:59	3
15:00 - 15:59	5
16:00 - 16:59	9
17:00 - 17:59	3
18:00 - 18:59	12
19:00 - 19:59	10
20:00 - 20:59	4
21:00 - 21:59	6
22:00 - 22:59	4
23:00 - 23:59	2

Only REVIEWED incidents included



emergencyreporting.com  
Doc Id: 19  
Page # 1 of 1

# Bryan Fire Department

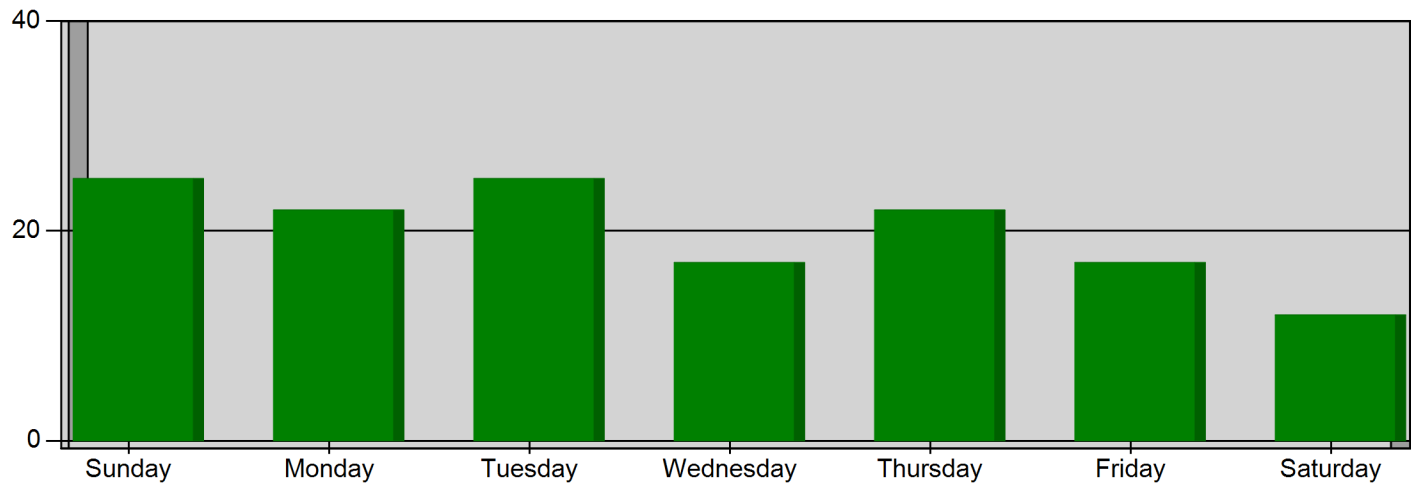
Bryan, OH

This report was generated on 11/1/2023 9:36:35 AM



## Incidents by Day of the Week for Date Range

Start Incident Type: 100 | End Incident Type: 911 | Start Date: 10/01/2023 | End Date: 10/31/2023



DAY OF THE WEEK	# INCIDENTS
Sunday	25
Monday	22
Tuesday	25
Wednesday	17
Thursday	22
Friday	17
Saturday	12
TOTAL	140

Only Reviewed incidents included.

# Bryan Fire Department

Bryan, OH

This report was generated on 11/1/2023 9:39:18 AM



## Count of Occupancies Inspected per Category Type and Subcategory per Inspection Type for Date Range

Start Date: 10/01/2023 | End Date: 10/31/2023

OCCUPANCY CATEGORY - SUBCATEGORY		COUNT
<b>Business Group B</b>		
Business		
Annual		1
Office		
Annual		1
Total Number of Inspections per Category:		2
<b>Educational Group E</b>		
Daycare with more than 5 children age 2.5 or older Group E		
Annual		1
Total Number of Inspections per Category:		1
<b>Factory Industrial Group F</b>		
F1 Moderate-hazard		
Fire Protection \ Alarm System Test		1
Total Number of Inspections per Category:		1
<b>Institutional Group I</b>		
I2 Medical - Hospital and Nursing homes		
Fire Protection \ Alarm System Test		6
Total Number of Inspections per Category:		6
<b>Mercantile Group M</b>		
Mercantile Group M		
Fire Protection \ Alarm System Test		1
Plan Review		1
Scheduled		1
Total Number of Inspections per Category:		3

Custom Report build. Inspections must be Completed to be counted.



emergencyreporting.com

Doc Id: 1752

Page # 1 of 1

# Bryan Fire Department

Bryan, OH

This report was generated on 11/1/2023 9:40:21 AM



## Non-Personnel Attendance per Event Type for Date Range

Event Categories: All Event Categories | Event Type(s): All Event Types | Start Date: 10/01/2023 | End Date: 10/31/2023

EVENT TYPE	DATE	EVENT NAME	CATEGORY	ATTENDING NON-PERSONNEL	TOTAL
Extinguisher Program					
	10/17/2023	Fire Extinguishers	Public Relations / Education	Adult	115
Total Non-Personnel for Fire Extinguishers:					115
	10/20/2023	Exrtinguishers	Public Relations / Education	Adult	35
Total Non-Personnel for Exrtinguishers:					35

Only LOCKED Events Included. If an event does not have any Non-Personnel in attendance, then it will not be included on this report.

# Bryan Fire Department

Bryan, OH

This report was generated on 11/1/2023 9:40:21 AM



## Public Education

10/10/2023	Bryan City Schools School Program	Public Relations / Education	Children	700
			Adult	40
Total Non-Personnel for Bryan City Schools School Program:				740
10/11/2023	St Pats Kids Program	Public Relations / Education	Children	50
			Adult	10
Total Non-Personnel for St Pats Kids Program:				60
10/23/2023	Extinguisher Training	Public Relations / Education	Adult	69
Total Non-Personnel for Extinguisher Training:				69
10/25/2023	Job Fair	Public Relations / Education	Children	580
Total Non-Personnel for Job Fair:				580
10/26/2023	Station Tour	Public Relations / Education	Children	8
			Adult	4
Total Non-Personnel for Station Tour:				12

Only LOCKED Events Included. If an event does not have any Non-Personnel in attendance, then it will not be included on this report.



emergencyreporting.com  
Doc Id: 1774  
Page # 2 of 3

# Bryan Fire Department

Bryan, OH

This report was generated on 11/1/2023 9:40:21 AM



Station Tour				
	10/19/2023	Bryan K Station Tour	Public Relations / Education	
			Children	87
			Adult	5
	Total Non-Personnel for Bryan K Station Tour:			92
	10/20/2023	Bryan K Station Tour	Public Relations / Education	
			Children	86
Adult			6	
Total Non-Personnel for Bryan K Station Tour:			92	
Grand Non-Personnel Total:			1795	

Only LOCKED Events Included. If an event does not have any Non-Personnel in attendance, then it will not be included on this report.



# Bryan Fire Department

Bryan, OH

This report was generated on 11/1/2023 9:44:02 AM



**Count of Classes and People by Class Category with Class Hours and Man Hours for Date Range**  
**Passed/Failed: Both Passed and Failed | Start Date: 10/01/2023 | End Date: 10/31/2023**

	CLASS COUNT	TOTAL CLASS HOURS	COUNT OF PEOPLE	TOTAL MAN HOURS
Academy	6	40:30	27	232:30
EMS	8	23:00	16	44:00
Fire Investigation and Inspection Training	5	40:00	5	40:00
Firefighter Training	6	7:15	23	29:30
HazMat	2	4:30	9	20:30
<b>GRAND TOTALS:</b>	<b>27</b>	<b>115:15</b>	<b>80</b>	<b>366:30</b>

This report lists the actual count of Reviewed classes and the class hours, and the number of people who attended those classes and the total Man Hours for each Class Category. This report pulls training hours from the Training Code Hours field on the Info Page.